



US00D773541S

(12) **United States Design Patent**  
**Park et al.**

(10) **Patent No.:** **US D773,541 S**  
(45) **Date of Patent:** **\*\* Dec. 6, 2016**

(54) **REFRIGERATOR**

(71) Applicant: **SAMSUNG ELECTRONICS CO., LTD.**, Suwon-si, Gyeonggi-do (KR)

(72) Inventors: **Seojin Park**, Seoul (KR); **Ri-Na Shin**, Seoul (KR); **Dajeong Kim**, Seoul (KE)

(73) Assignee: **SAMSUNG ELECTRONICS CO., LTD.**, Suwon-Si, Gyeonggi-Do (KR)

(\*\*) Term: **15 Years**

(21) Appl. No.: **29/543,175**

(22) Filed: **Oct. 21, 2015**

**Related U.S. Application Data**

(63) Continuation of application No. 29/495,901, filed on Jul. 7, 2014, now Pat. No. Des. 744,551, which is a (Continued)

(30) **Foreign Application Priority Data**

Oct. 24, 2012 (KR) ..... 30-2012-0050657

(51) **LOC (10) Cl.** ..... **15-07**

(52) **U.S. Cl.**  
USPC ..... **D15/91**

(58) **Field of Classification Search**

USPC ..... D15/79-91  
CPC ..... F25D 25/025; F25D 23/028; F25D 25/02; F25D 23/04; F25D 23/067; F25D 23/02; F25D 23/025; F25D 2323/024; F25D 23/00; F25D 25/024; F25D 11/00; F25D 2323/021; F25D 23/065; F25D 23/069; F25D 2201/14; F25D 2323/023; F25D 25/022; F25D 25/04; F25D 29/005; F25D 17/047; F25D 17/065; F25D 2303/085; F25D 2317/041; F25D 2317/04131; F25D 2317/043; F25D 2317/062; F25D 2317/0664; F25D 2317/67; F25D

2321/147; F25D 2323/02; F25D 2323/122; F25D 23/126; F25D 31/002; F25D 2317/061; F25D 23/12; F25D 2400/06; F25D 11/02; F25D 2700/12; F25D 17/042; F25D 17/062; F25D 2317/063

See application file for complete search history.

(56) **References Cited**

**U.S. PATENT DOCUMENTS**

D709,930 S \* 7/2014 Park ..... D15/91  
D709,931 S \* 7/2014 Park ..... D15/91

(Continued)

*Primary Examiner* — Daniel Bui

*Assistant Examiner* — Khawaja Anwar

(74) *Attorney, Agent, or Firm* — Ladas & Parry LLP

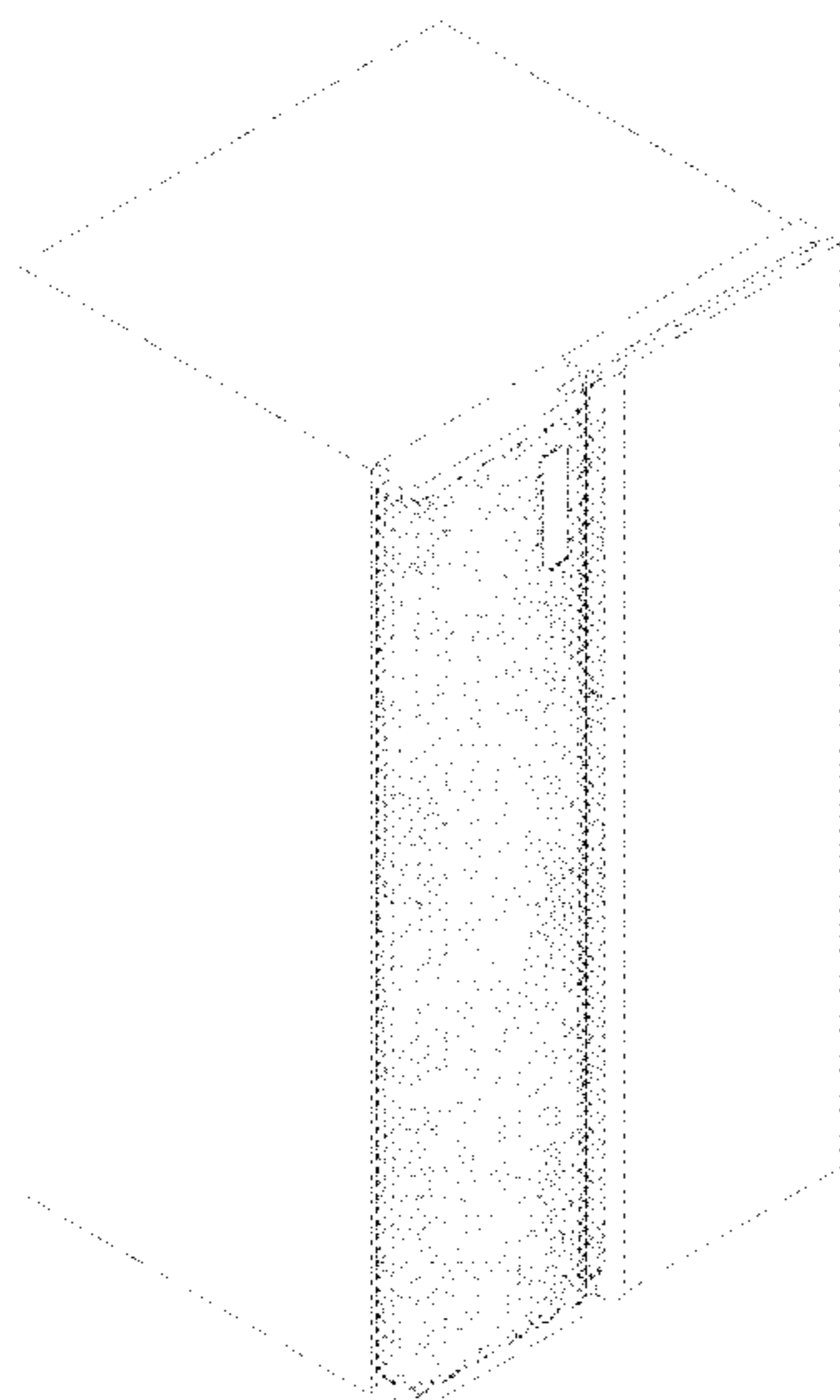
(57) **CLAIM**

We claim the ornamental design for a refrigerator, as shown and described.

**DESCRIPTION**

FIG. 1 is a front perspective view of a refrigerator showing our new design;  
FIG. 2 is a front view thereof;  
FIG. 3 is a rear view thereof;  
FIG. 4 is a left-side view thereof;  
FIG. 5 is a right-side view thereof;  
FIG. 6 is a top view thereof;  
FIG. 7 is a bottom view thereof; and,  
FIG. 8 is another front perspective view thereof, as shown in an alternate configuration.  
The broken lines in the figures show portions of the refrigerator which form no part of the claimed design.  
The dense stipple shading represents the claimed surfaces of the design, and does not represent surface ornamentation.

**1 Claim, 8 Drawing Sheets**



**Related U.S. Application Data**

continuation of application No. 29/452,925, filed on  
Apr. 23, 2013, now Pat. No. Des. 715,839.

(56)

**References Cited**

U.S. PATENT DOCUMENTS

D714,848 S	*	10/2014	Park	.....	D15/91
D715,839 S	*	10/2014	Park	.....	D15/91
D742,436 S	*	11/2015	Park	.....	D15/91
D744,549 S	*	12/2015	Park	.....	D15/91
D744,550 S	*	12/2015	Park	.....	D15/91
D744,551 S	*	12/2015	Park	.....	D15/91

\* cited by examiner

FIG. 1

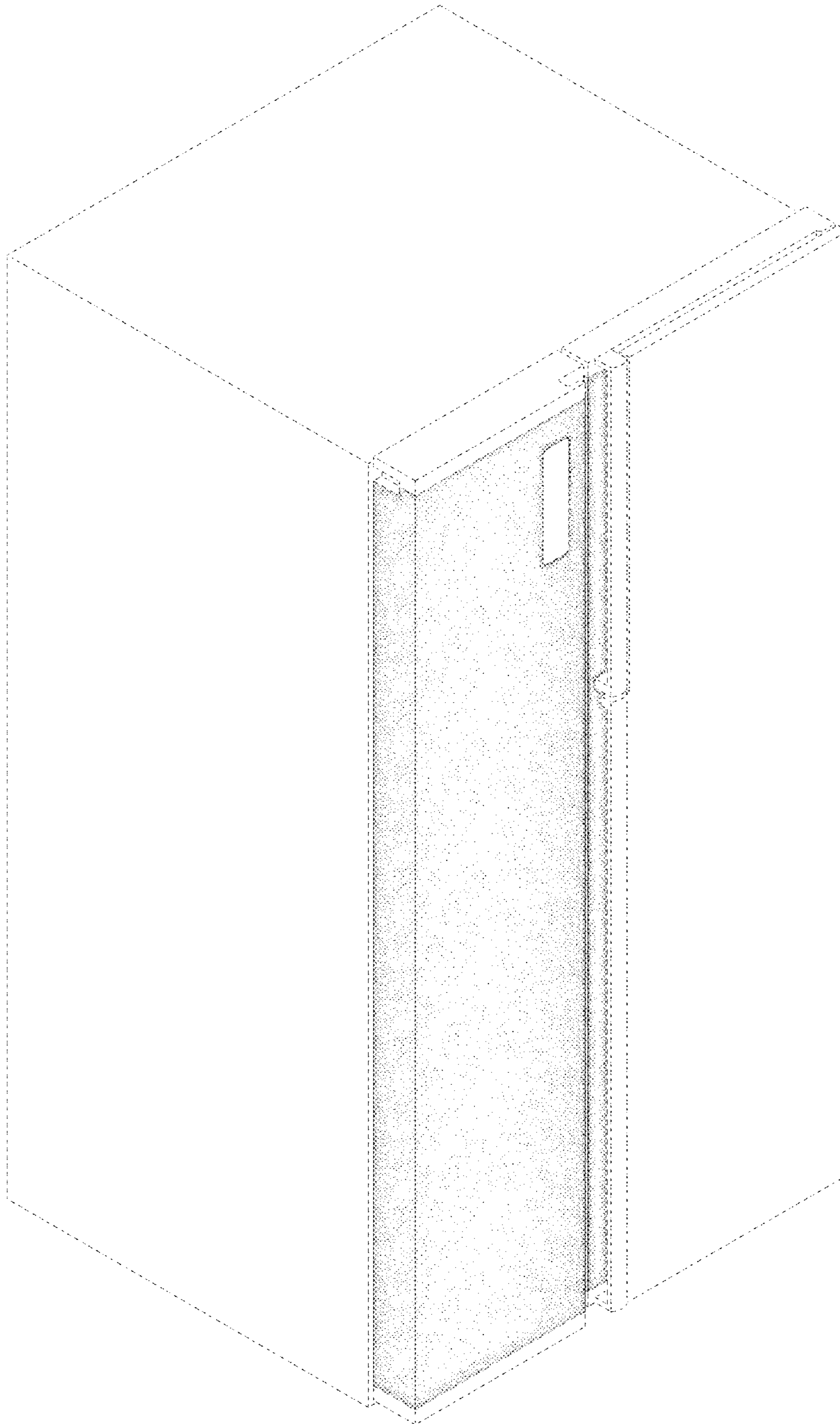


FIG. 2




FIG. 3



FIG. 4




FIG. 5



FIG. 6





FIG. 7




FIG. 8

