



US00D773539S

(12) **United States Design Patent**
Kim et al.

(10) **Patent No.:** **US D773,539 S**
(45) **Date of Patent:** **** Dec. 6, 2016**

(54) **REFRIGERATOR**

D723,594 S * 3/2015 Kim D15/91
D742,438 S * 11/2015 Jeon D15/91
D744,550 S * 12/2015 Park D15/91
D744,551 S * 12/2015 Park D15/91

(71) Applicant: **Samsung Electronics Co., Ltd.**,
Suwon-si (KR)

(72) Inventors: **Kisoo Kim**, Gunpo-si (KR); **Sanghoon Lee**, Seoul (KR)

(73) Assignee: **Samsung Electronics Co., Ltd.**,
Suwon-si (KR)

FOREIGN PATENT DOCUMENTS

KR 30-2010-0032342 3/2012
KR 30-2011-0006888 9/2012
KR 30-2012-0057655 6/2014
KR 30-2013-0052893 7/2014

(**) Term: **15 Years**

OTHER PUBLICATIONS

(21) Appl. No.: **29/538,516**

U.S. Appl. No. 29/544,781, Nov. 6, 2015, Kim et al.
“LG DIOS Kimchi TokTok R-D574GBNW”. [2015]. www.lge.co.kr Jul. 24, 2015 <<http://www.lge.co.kr/lgekr/product/detail/LgekrProductDetailCmd.laf?catid=4200&prdid=EPRD.282923>>.

(22) Filed: **Sep. 4, 2015**

(30) **Foreign Application Priority Data**

Apr. 2, 2015 (KR) 30-2015-0016801

(51) **LOC (10) Cl.** **15-07**

(52) **U.S. Cl.**
USPC **D15/86**

(58) **Field of Classification Search**

USPC D15/79-91
CPC F25B 21/02; F25B 2321/02; F25B 1/005;
F25B 2321/0252; F25B 1/00; F25B 1/10;
F25B 21/04; F25B 2339/047; F25B 5/02;
F25B 7/00; F25B 13/00; F25B
1/053; F25B 2309/06; F25B
2321/021; F25B 2321/023; F25D 23/028;
F25D 23/02; F25D 25/025; F25D 23/00;
F25D 2323/021; F25D 11/00; F25D
2323/024; F25D 23/04; F25D 29/00;
F25D 25/02; F25D 25/024; F25D 27/005;
F25D 23/12; F25D 29/005; F25D 17/042;
F25D 2325/021

See application file for complete search history.

(56) **References Cited**

U.S. PATENT DOCUMENTS

D710,401 S * 8/2014 Ringemann D15/85
D721,392 S * 1/2015 Cho D15/81

* cited by examiner

Primary Examiner — Ian Simmons

Assistant Examiner — Khawaja Anwar

(74) *Attorney, Agent, or Firm* — NSIP Law

(57) **CLAIM**

We claim the ornamental design for a refrigerator, as shown and described.

DESCRIPTION

FIG. 1 is a front perspective view of a refrigerator showing our new design;

FIG. 2 is a front view thereof;

FIG. 3 is a rear view thereof;

FIG. 4 is a left-side view thereof;

FIG. 5 is a right-side view thereof;

FIG. 6 is a top view thereof; and,

FIG. 7 is a bottom view thereof.

The broken lines in the figures show portions of the refrigerator which form no part of the claimed design.

1 Claim, 7 Drawing Sheets

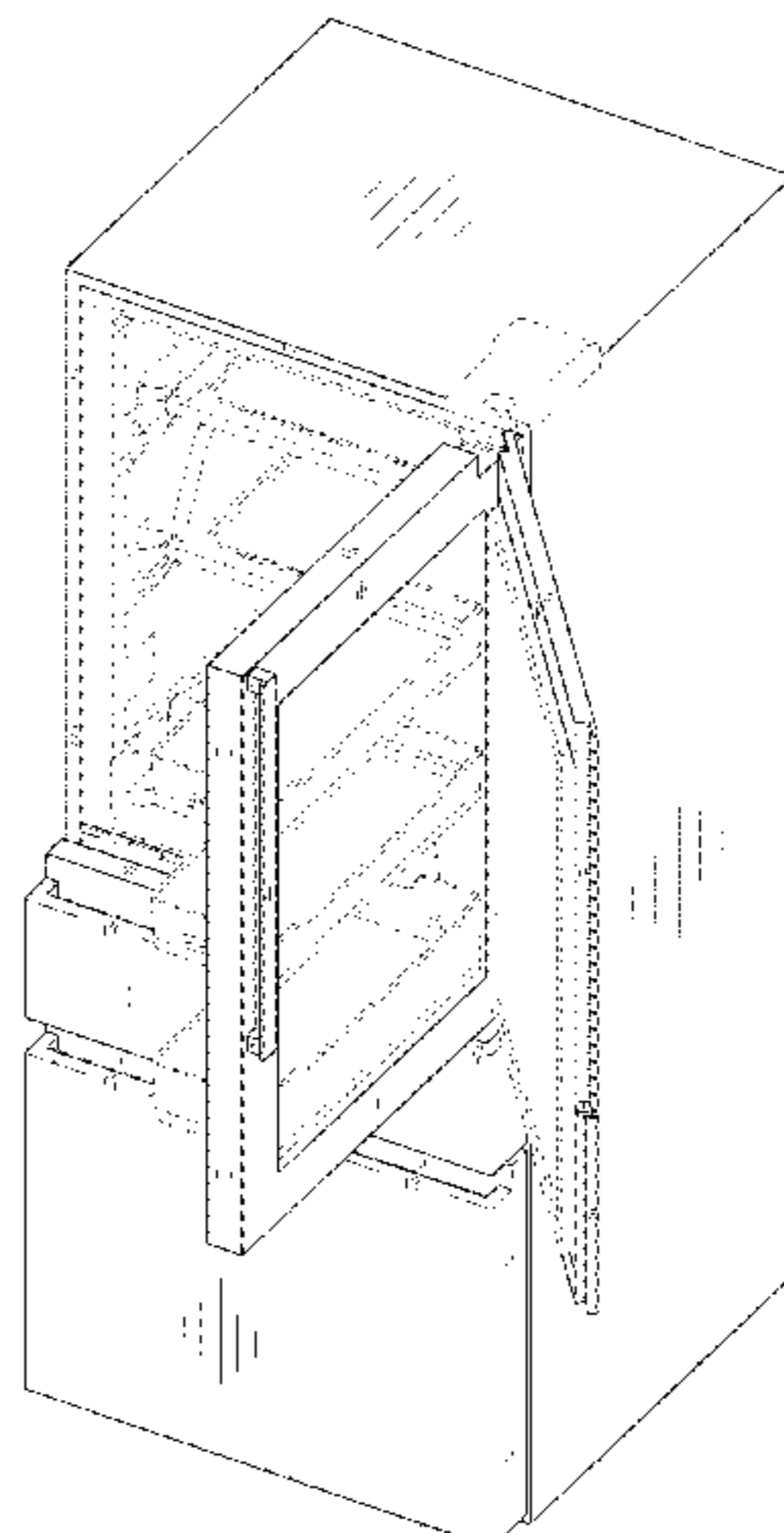


FIG. 1

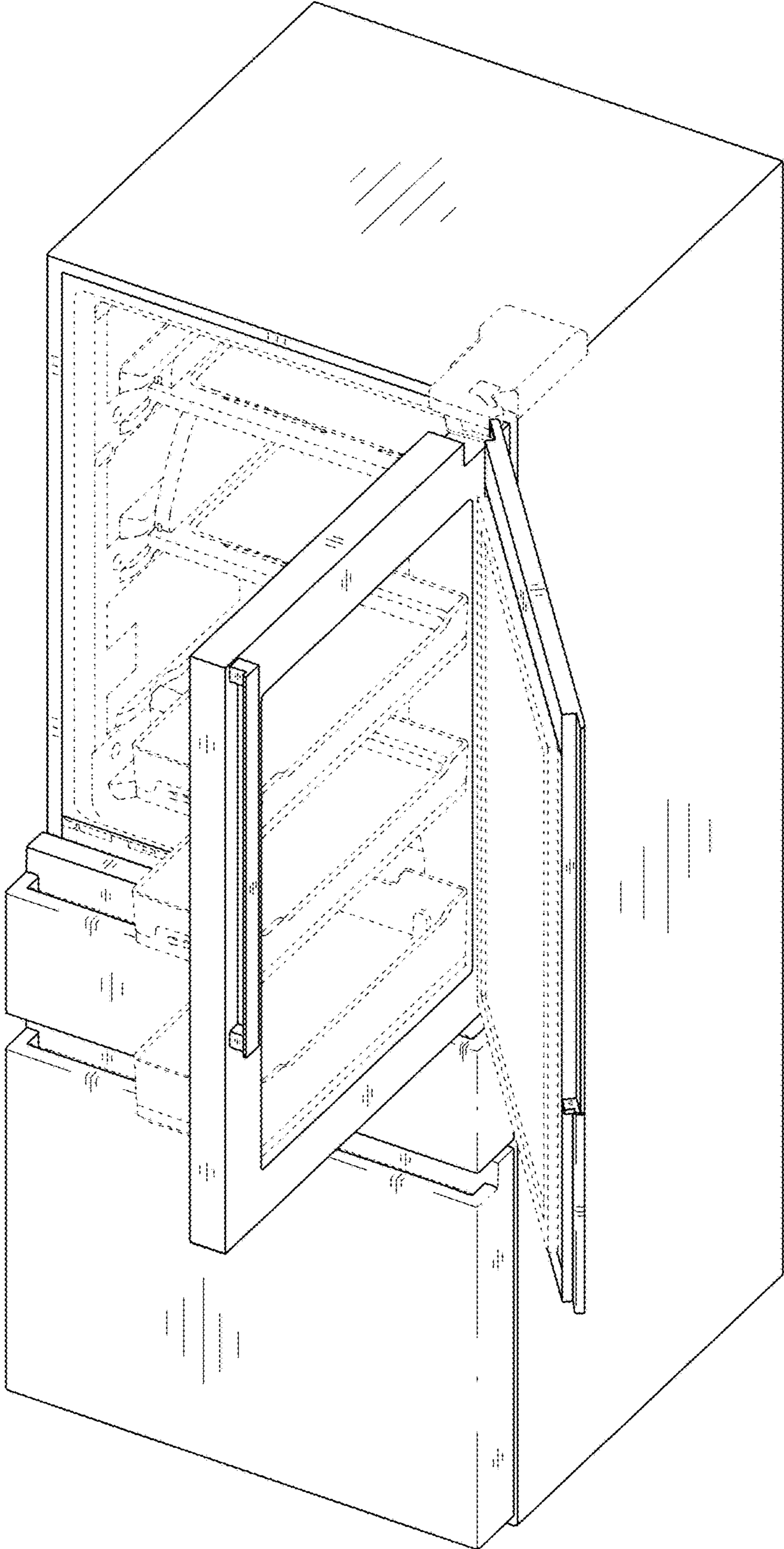


FIG. 2

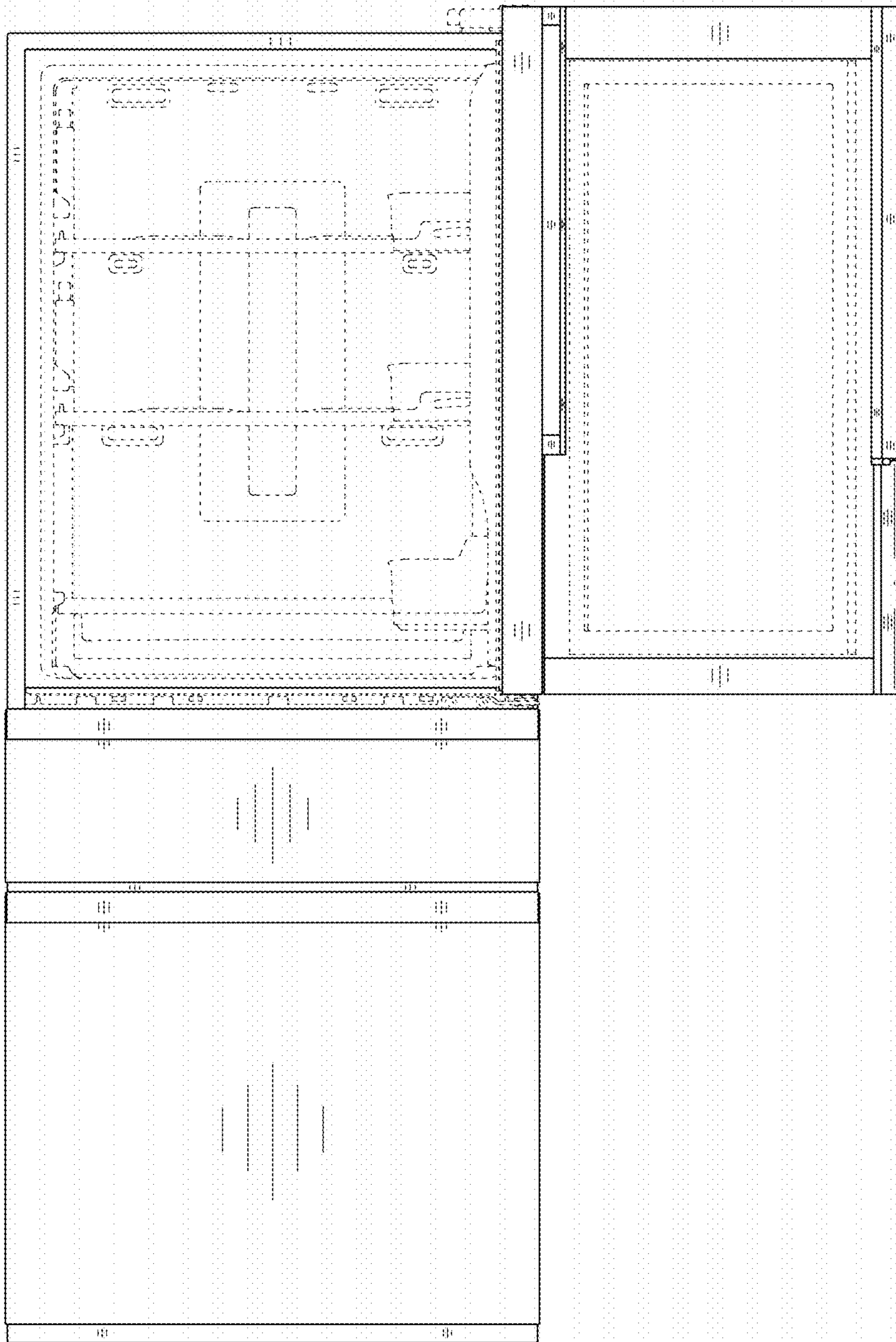


FIG. 3

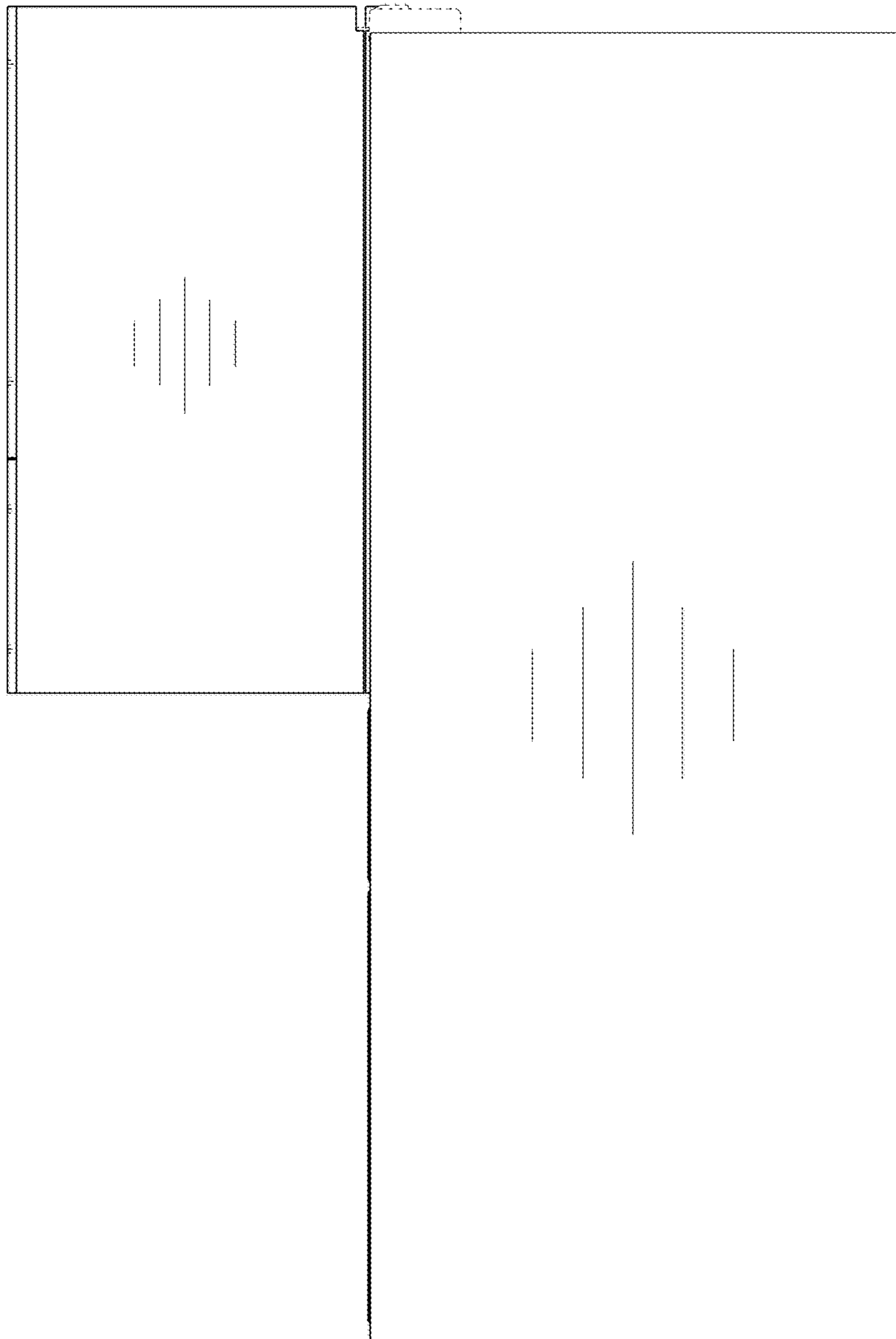


FIG. 4

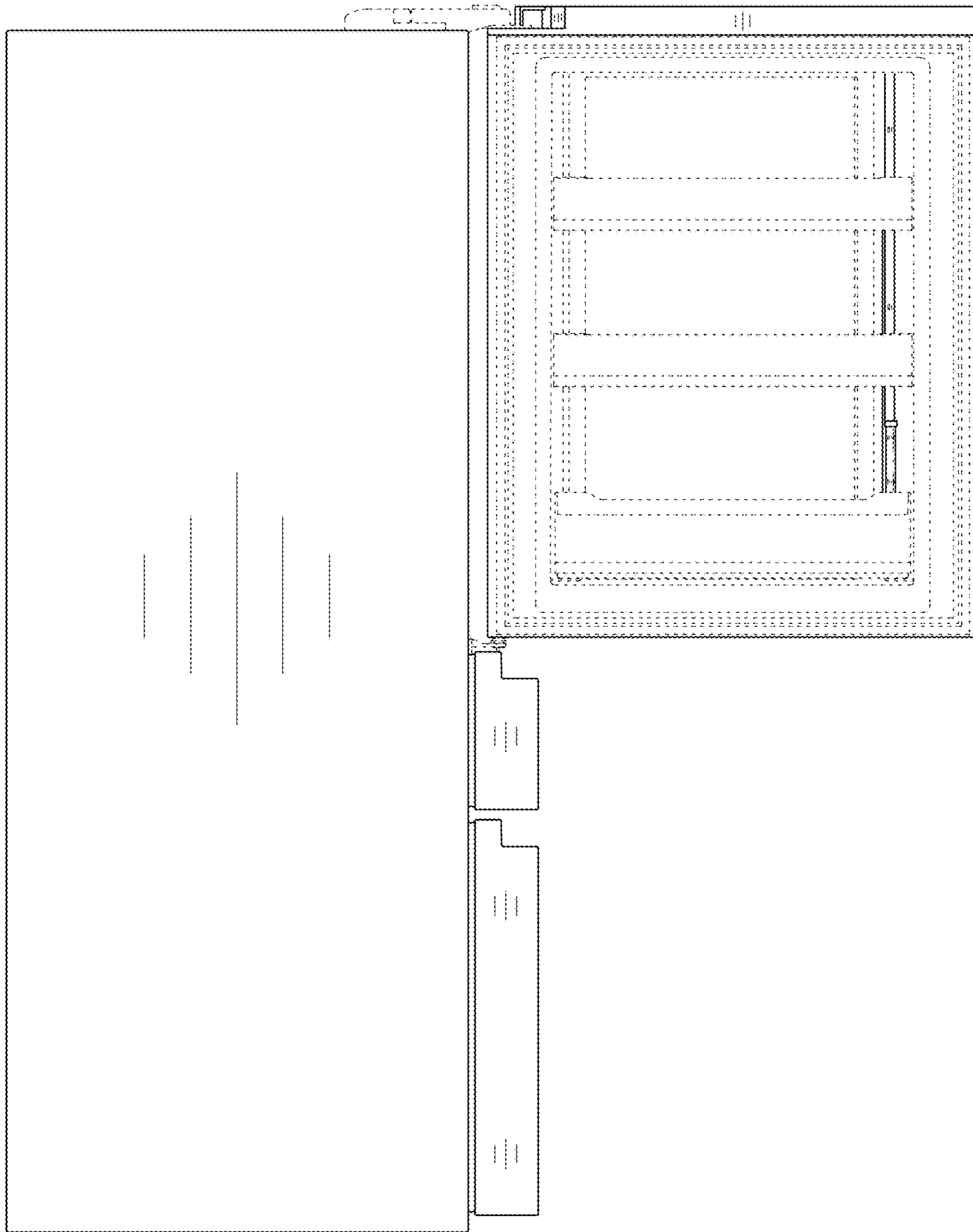


FIG. 5

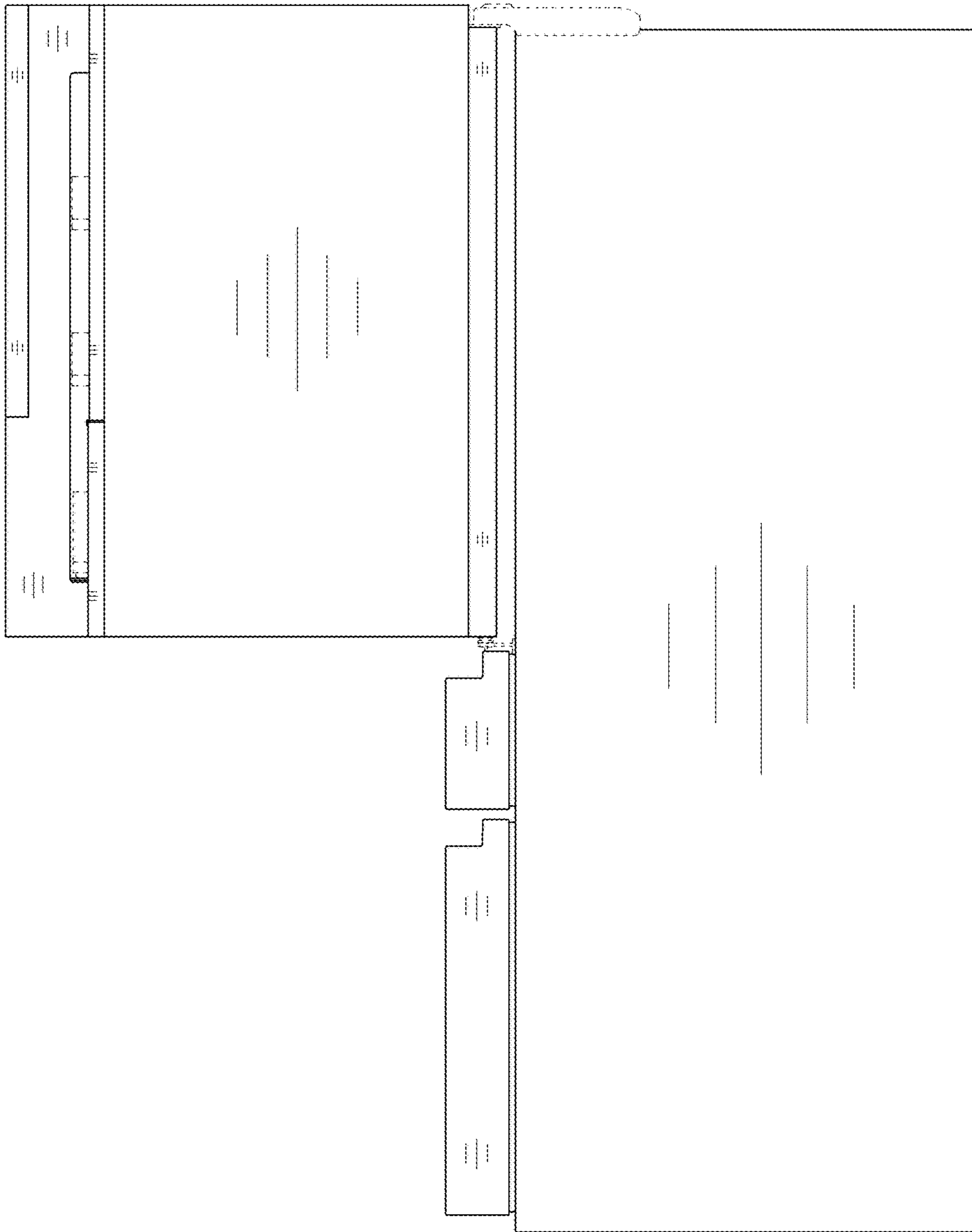


FIG. 6

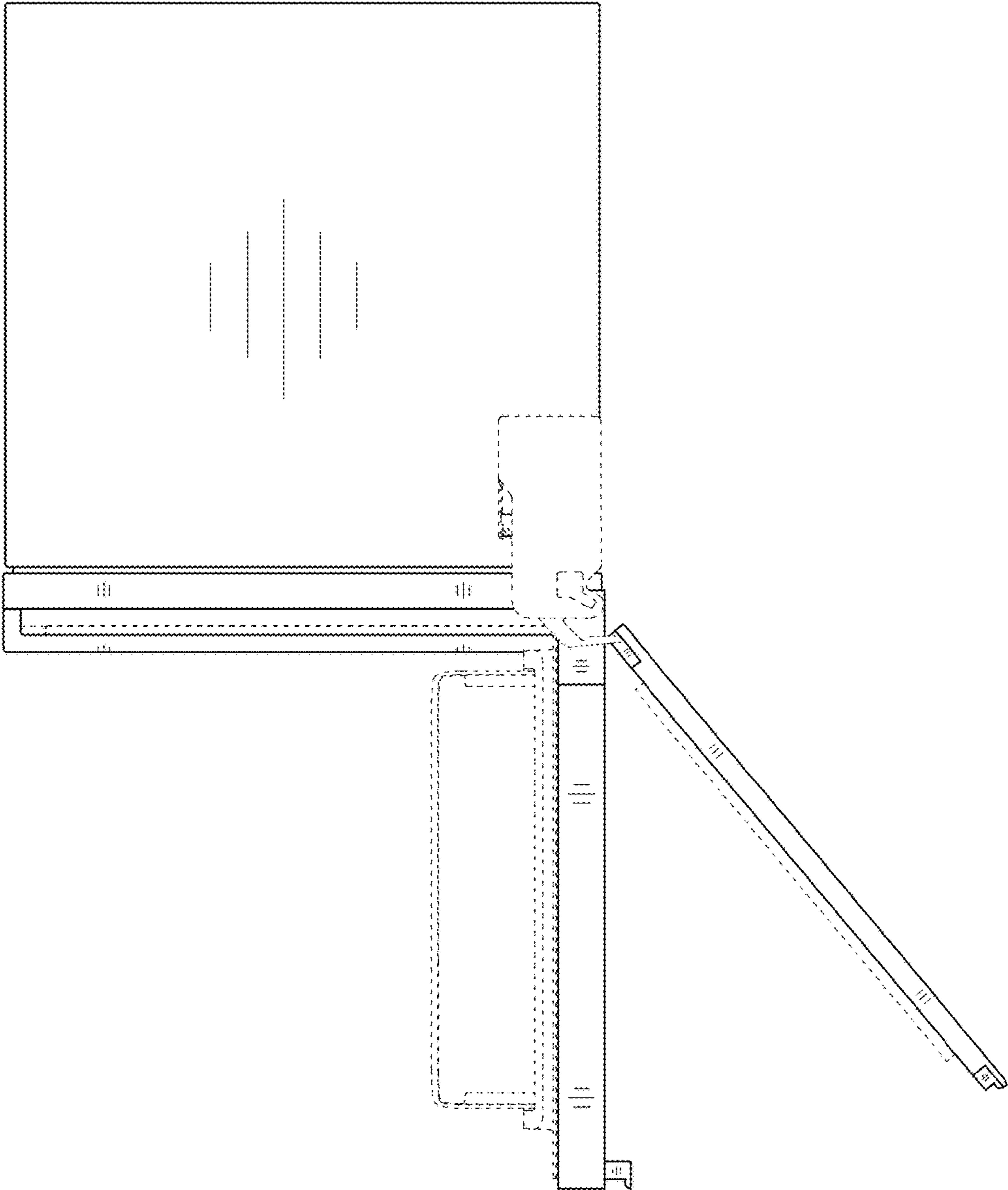


FIG. 7

