



US00D773530S

(12) **United States Design Patent** (10) **Patent No.:** **US D773,530 S**
Vulk et al. (45) **Date of Patent:** **** Dec. 6, 2016**

(54) **DISPLAY SCREEN WITH ICON**
(71) Applicant: **Microsoft Corporation**, Redmond, WA (US)
(72) Inventors: **Ryan James Vulk**, Seattle, WA (US); **Raymond Alexander Malkiewicz**, Seattle, WA (US)
(73) Assignee: **Microsoft Corporation**, Redmond, WA (US)

D703,696 S * 4/2014 Anzures D14/492
D704,207 S * 5/2014 Lee D14/486
D704,221 S * 5/2014 Ma D14/492
D706,299 S * 6/2014 Ma D14/492
D709,912 S * 7/2014 Abratowski D14/489
D712,927 S * 9/2014 Worthington D14/492
D716,345 S * 10/2014 Morris D14/492
D717,338 S * 11/2014 Anzures D14/492
D734,358 S * 7/2015 Rehberg D14/487
D736,255 S * 8/2015 Lim D14/492
D739,435 S * 9/2015 Steele D14/492
D739,873 S * 9/2015 Zhou D14/489

(**) Term: **15 Years**
(21) Appl. No.: **29/534,194**
(22) Filed: **Jul. 27, 2015**
(51) **LOC (10) Cl.** **14-04**
(52) **U.S. Cl.**
USPC **D14/492**
(58) **Field of Classification Search**
USPC D14/485-495
CPC G06F 3/048; G06F 3/0481; G06F 3/04812;
G06F 3/04815; G06F 3/04817; G06F
3/0482; G06F 3/0483; G06F 3/0484;
G06F 3/04842; G06F 3/04845; G06F
3/04847; G06F 3/0485; G06F
3/04855; G06F 3/0486; G06F
3/0487; G06F 3/0488; G06F
3/04883; G06F 3/04886; H04N 1/00424
See application file for complete search history.

(56) **References Cited**
U.S. PATENT DOCUMENTS
D562,344 S * 2/2008 Anderson D14/488
D671,558 S * 11/2012 Anzures D14/489
D686,242 S * 7/2013 Gabouer D14/489
D692,020 S * 10/2013 Jang D14/489
D703,695 S * 4/2014 Anzures D14/488

OTHER PUBLICATIONS

“Microphone” Jul. 6, 2016 http://br.stockfresh.com/image/5887337/microphonewithspeechbubblethinlineicon.*

* cited by examiner

Primary Examiner — Melanie H Tung
Assistant Examiner — Bao-Yen Nguyen
(74) *Attorney, Agent, or Firm* — Banner & Witcoff, Ltd.

(57) **CLAIM**

The ornamental design for a display screen with icon, as shown and described.

DESCRIPTION

FIG. 1 is a front view of a display screen with icon showing the new design;
FIG. 2 is a front view of a display screen with icon showing an alternative embodiment of the new design; and,
FIG. 3 is a front view of the display screen with icon of FIG. 1, showing the icon in smaller scale on a display screen. The broken line showing the display screen forms no part of the claimed design. The dot-dash broken line in FIG. 3 forms no part of the claimed design.

1 Claim, 3 Drawing Sheets






FIG. 1




FIG. 2

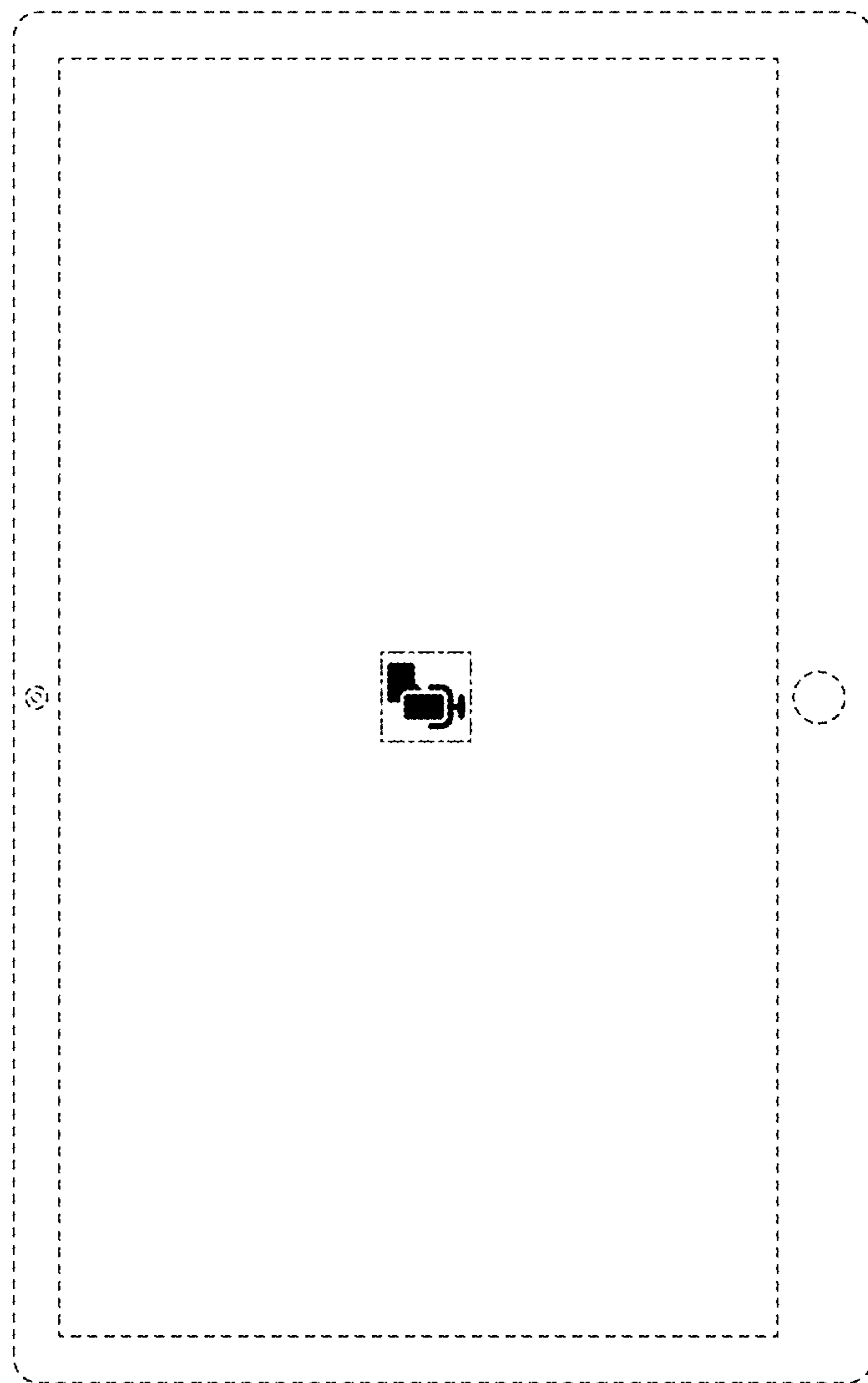


FIG. 3