



US00D773520S

(12) **United States Design Patent**
Lee et al.

(10) **Patent No.:** **US D773,520 S**
(45) **Date of Patent:** **** Dec. 6, 2016**

(54) **DISPLAY SCREEN OF A MULTIMEDIA
TERMINAL WITH ANIMATED GRAPHICAL
USER INTERFACE**

(71) Applicant: **LG Electronics Inc.**, Seoul (KR)

(72) Inventors: **Kun Ho Lee**, Seoul (KR); **Ha Na Jeong**, Seoul (KR); **Young Hoon Kim**, Seoul (KR); **Kwan Ju Jung**, Seoul (KR)

(73) Assignee: **LG Electronics Inc.**, Seoul (KR)

(**) Term: **14 Years**

(21) Appl. No.: **29/460,757**

(22) Filed: **Jul. 15, 2013**

(30) **Foreign Application Priority Data**

Feb. 22, 2013 (KR) 30-2013-0009359

(51) **LOC (10) Cl.** **14-04**

(52) **U.S. Cl.**
USPC **D14/488**

(58) **Field of Classification Search**
USPC D14/485-495; D20/1-99
(Continued)

(56) **References Cited**

U.S. PATENT DOCUMENTS

D559,855 S * 1/2008 Sato D14/486
D588,606 S * 3/2009 Nathan D14/487
(Continued)

Primary Examiner — Sheryl Lane

Assistant Examiner — Katherine Glennon

(74) *Attorney, Agent, or Firm* — Morgan, Lewis & Bockius LLP

(57) **CLAIM**

We claim the ornamental design for a display screen of a multimedia terminal with animated graphical user interface, as shown and described.

DESCRIPTION

FIG. 1 is a front view of a first image of a display screen of a multimedia terminal with animated graphical user interface showing our new design:

FIG. 2 is a front view of a second image thereof;

FIG. 3 is a front view of a third image thereof;

FIG. 4 is a front view of a fourth image thereof;

FIG. 5 is a front view of a fifth image thereof;

FIG. 6 is a front view of a sixth image thereof;

FIG. 7 is a front view of a seventh image thereof;

FIG. 8 is a front view of an eighth image thereof;

FIG. 9 is a front view of a ninth image thereof;

FIG. 10 is a front view of a tenth image thereof;

FIG. 11 is a front view of an eleventh image thereof;

FIG. 12 is a front view of a twelfth image thereof;

FIG. 13 is a front view of a thirteenth image thereof;

FIG. 14 is a front view of a fourteenth image thereof;

FIG. 15 is a front view of a fifteenth image thereof;

FIG. 16 is a front view of a sixteenth image thereof;

FIG. 17 is a front view of a seventeenth image thereof;

FIG. 18 is a front view of an eighteenth image thereof;

FIG. 19 is a front view of a nineteenth image thereof;

FIG. 20 is a front view of a twentieth image thereof;

FIG. 21 is a front view of a twenty-first image thereof;

FIG. 22 is a front view of a twenty-second image thereof;

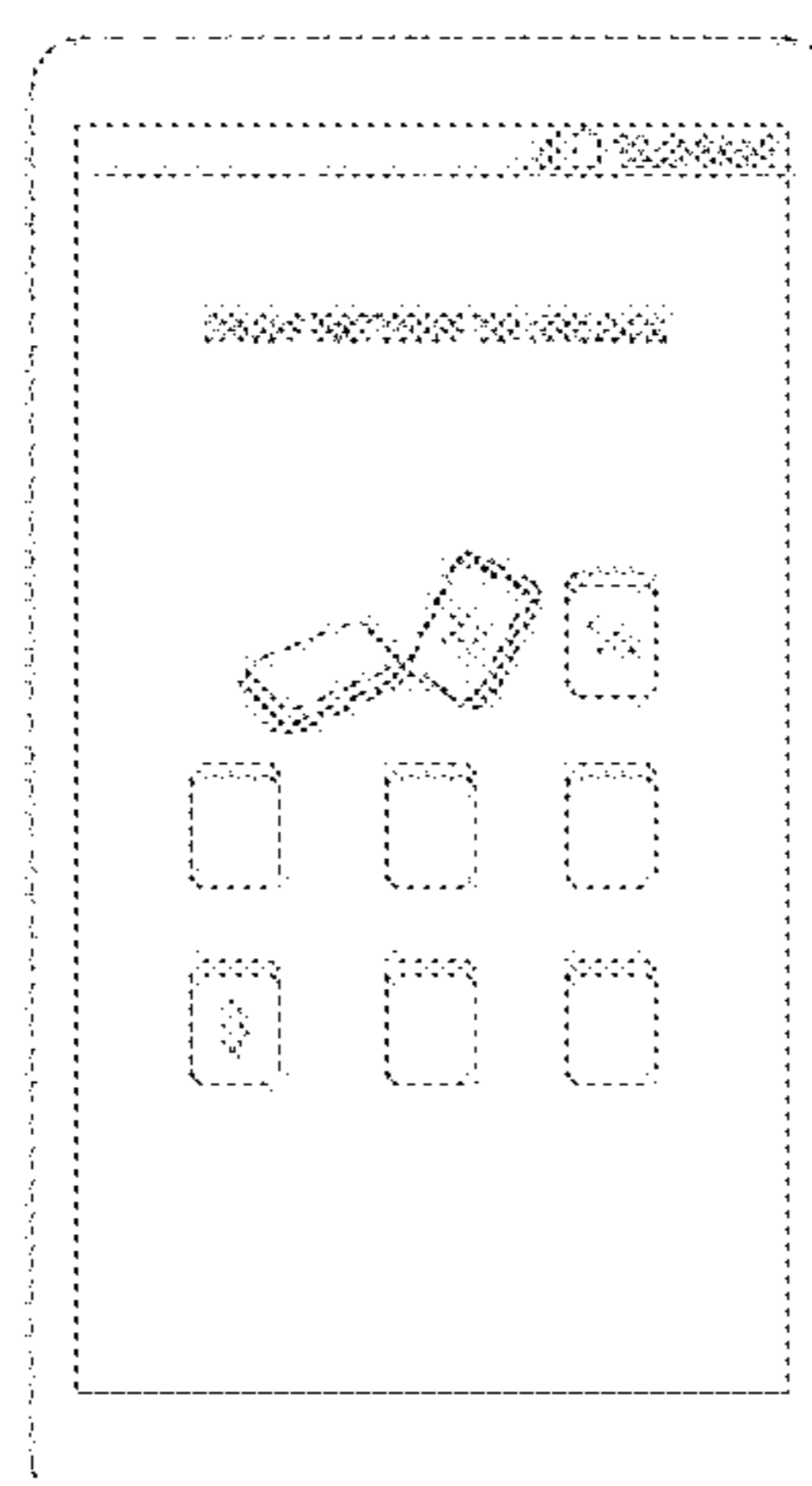

FIG. 23 is a front view of a twenty-third image thereof; and,

FIG. 24 is a front view of a twenty-fourth image thereof.

The outermost broken line showing of the display screen of a multimedia terminal with animated graphical user interface is included for the purpose of illustrating the article and forms no part of the claimed design. The broken lines within the display screen show portions of the graphical user interface and form no part of the claimed design.

The appearance of the transitional image sequentially transitions between the images shown in FIGS. 1-24. The process or period in which one image transitions to another image forms no part of the claimed design.

1 Claim, 12 Drawing Sheets



(58) **Field of Classification Search**

CPC G06F 3/048; G06F 3/0484; G06F 3/0417;
G06F 3/04816; G06F 3/04883; G06F
3/04842; G06F 3/017; G06F
3/0488; G06F 3/04847; H04M 2250/12;
H04L 51/046; H04L 51/32; H04L 41/22;
H04N 5/23206

See application file for complete search history.

(56) **References Cited**

U.S. PATENT DOCUMENTS

D628,583	S	*	12/2010	Kurozumi	D14/486
D663,741	S	*	7/2012	Cielak	D14/488
D689,060	S	*	9/2013	Tamura	D14/485
D696,690	S	*	12/2013	Schwengler	D14/486
D707,249	S	*	6/2014	Yamada	D14/488
D737,831	S	*	9/2015	Lee	D14/485
D745,547	S	*	12/2015	Morisada	D14/486
D748,669	S	*	2/2016	Vonshak	D14/486
D749,086	S	*	2/2016	Bhogal	D14/485

* cited by examiner

FIG. 1




FIG. 2

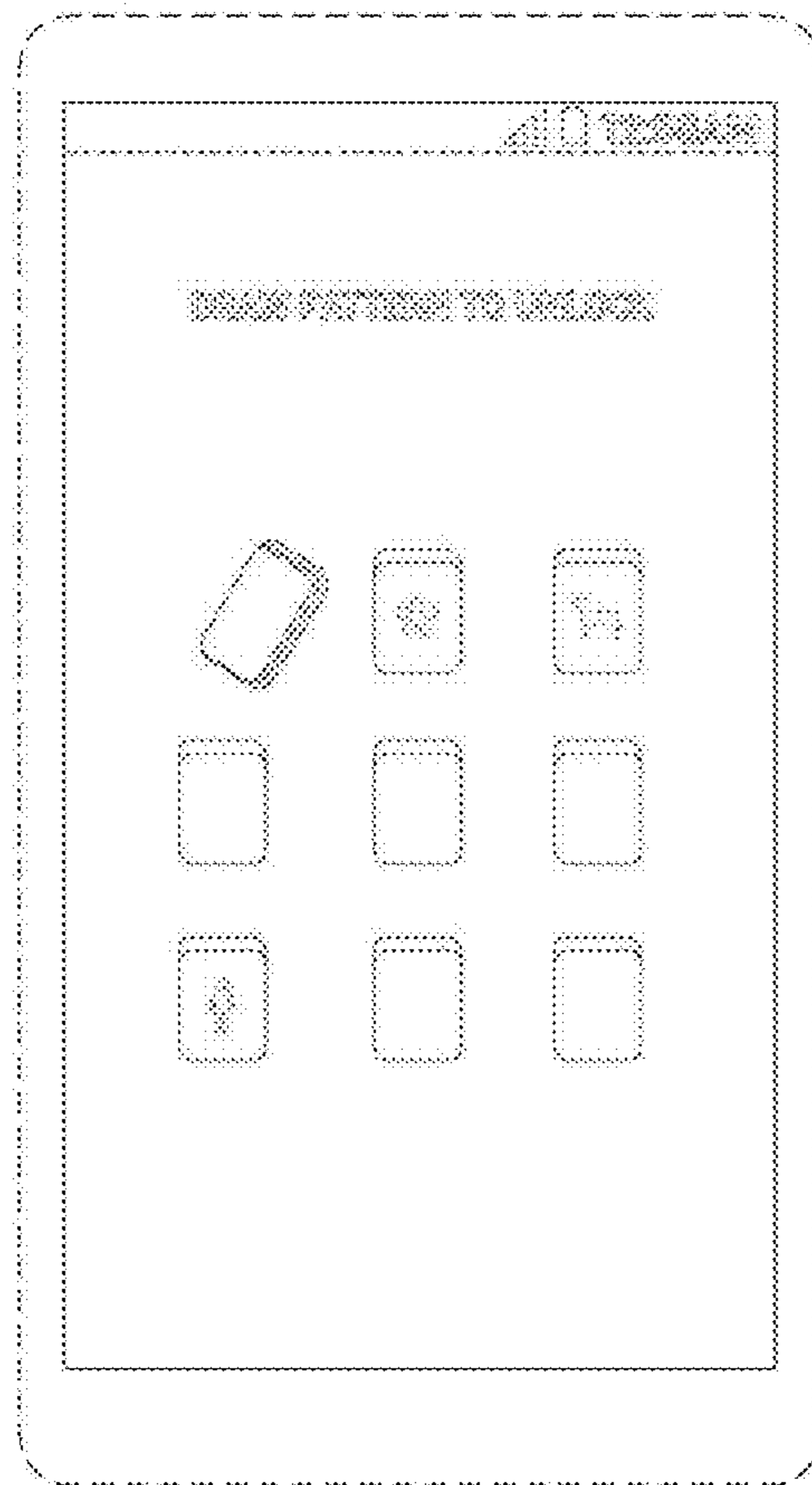


FIG. 3

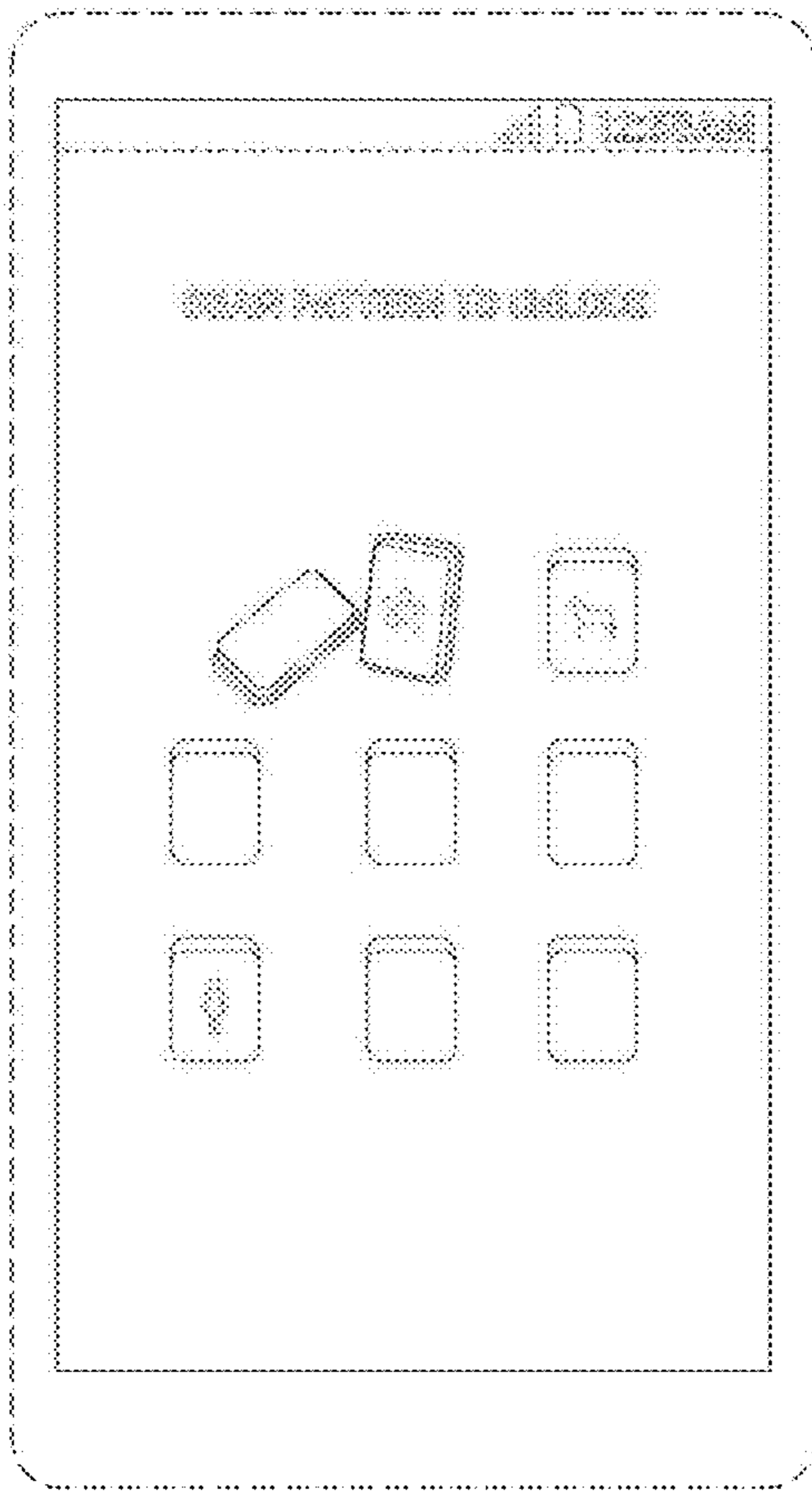


FIG. 4




FIG.5




FIG.6

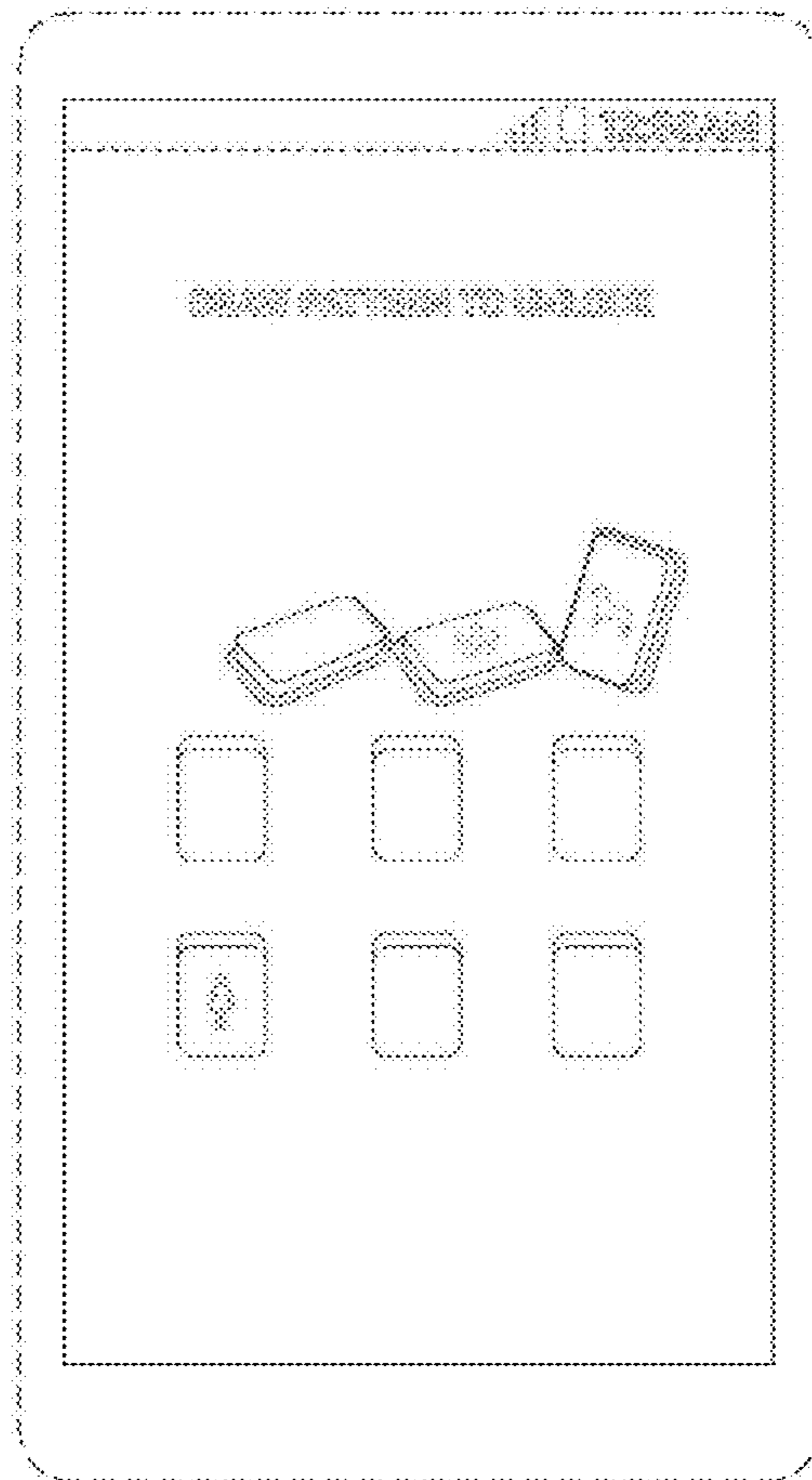


FIG. 7




FIG. 8




FIG. 9




FIG. 10




FIG. 11




FIG. 12




FIG. 13




FIG. 14




FIG. 15




FIG. 16




FIG. 17




FIG. 18




FIG. 19

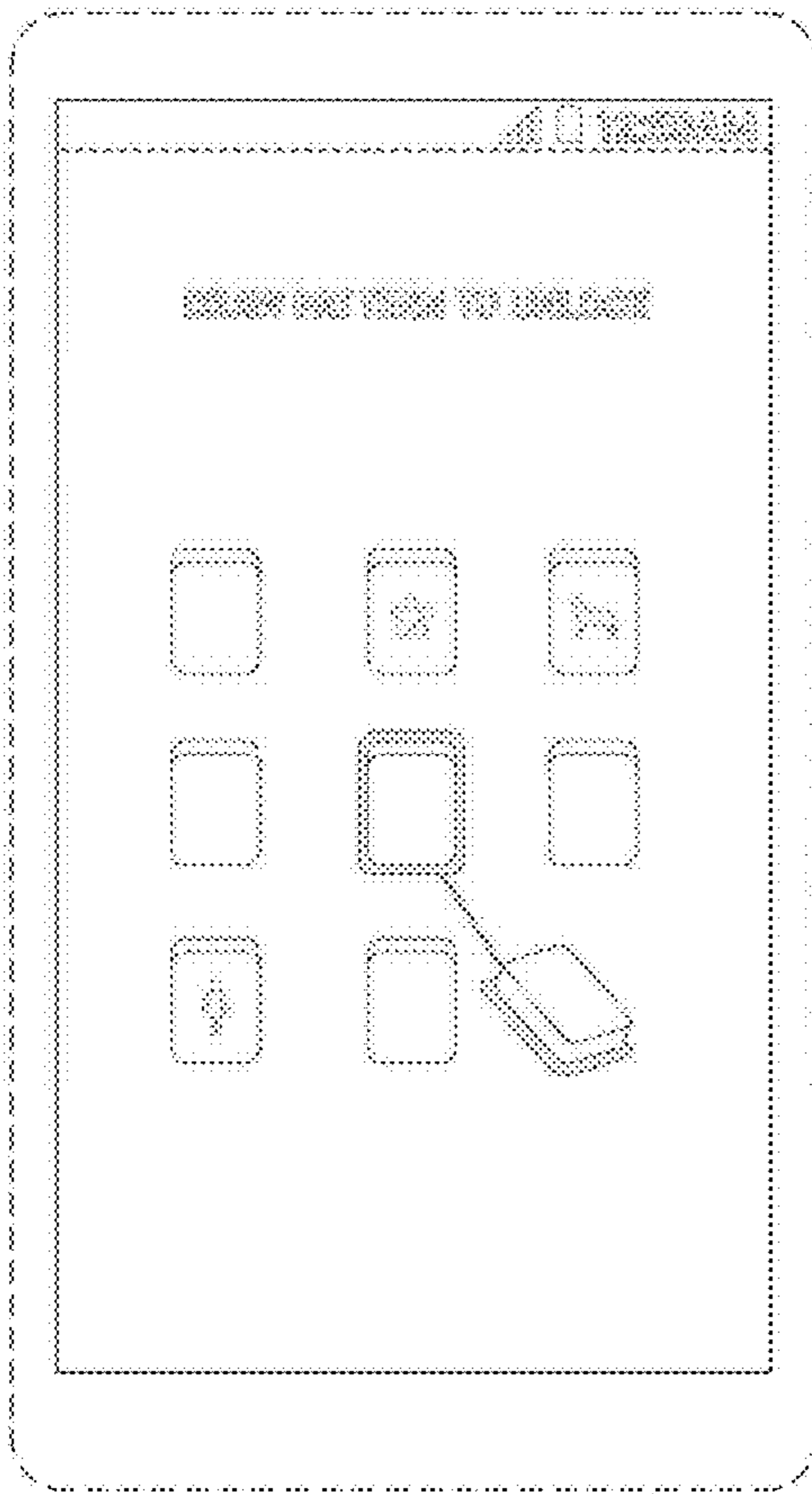


FIG. 20




FIG. 21




FIG. 22

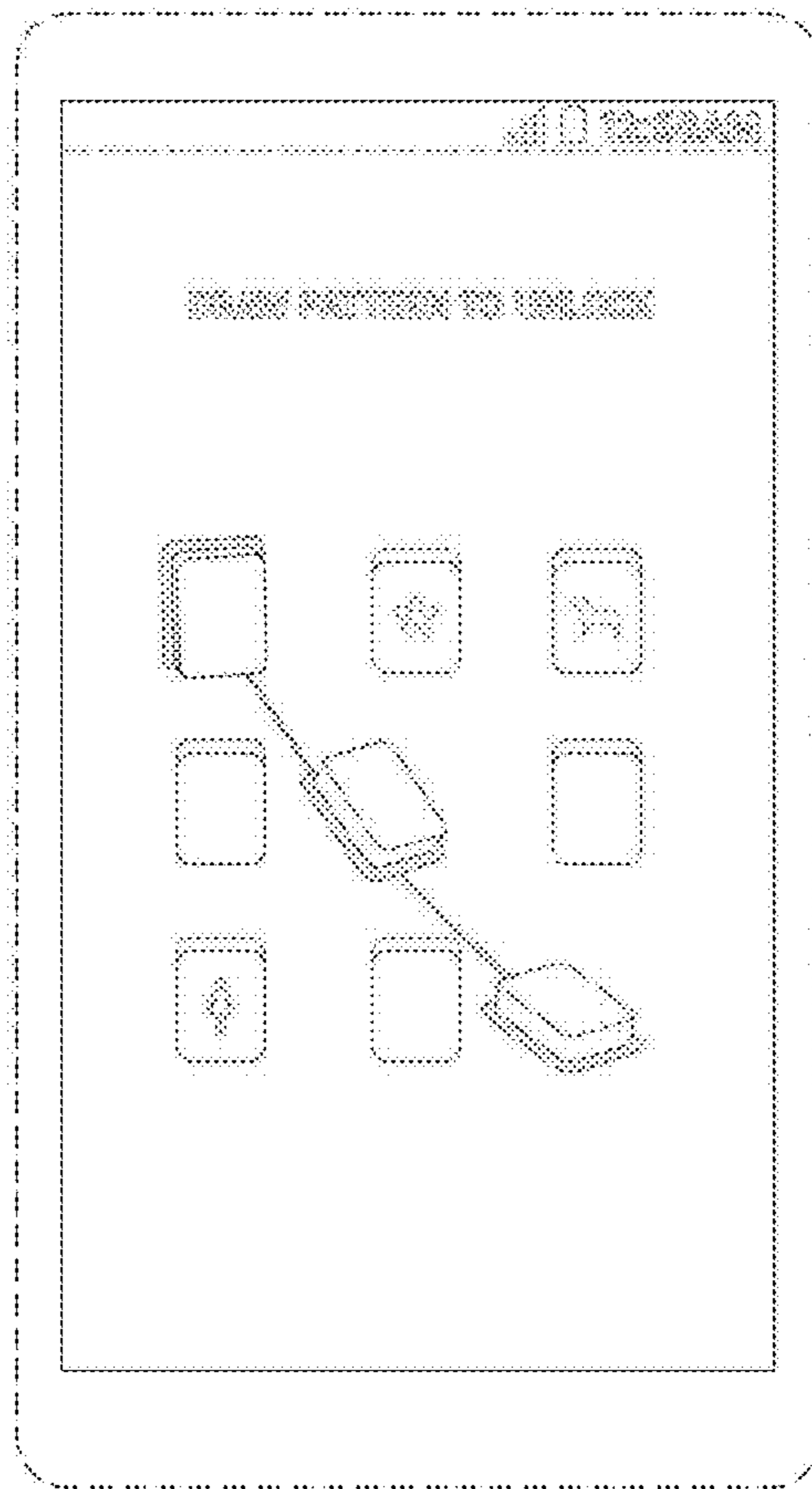


FIG. 23

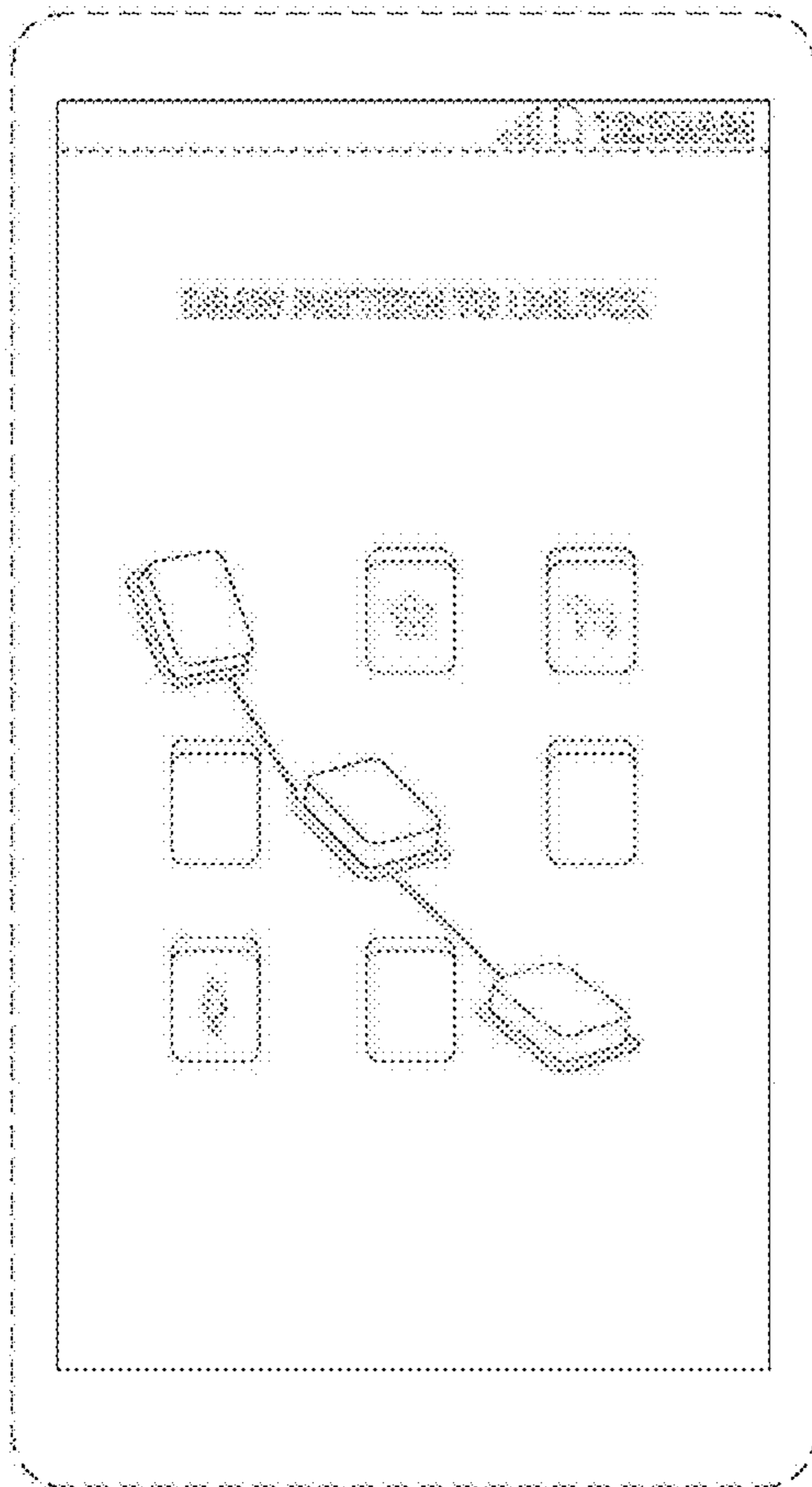


FIG. 24

