



US00D773509S

(12) **United States Design Patent** (10) **Patent No.:** **US D773,509 S**
Bistoni et al. (45) **Date of Patent:** **** Dec. 6, 2016**

(54) **DISPLAY SCREEN OR PORTION THEREOF WITH GRAPHICAL USER INTERFACE**

(71) Applicant: **ABB Technology AG**, Zurich (CH)

(72) Inventors: **Fabio Bistoni**, San Martino in Colle (IT); **Filippo Vernia**, Florence (IT); **Luca Polverini**, La Spezia (IT); **Andrea Koutifaris**, Florence (IT)

(73) Assignee: **ABB TECHNOLOGY AG**, Zurich (CH)

(**) Term: **15 Years**

(21) Appl. No.: **29/528,341**

(22) Filed: **May 28, 2015**

(30) **Foreign Application Priority Data**

Nov. 28, 2014 (EM) 002587980

(51) **LOC (10) Cl.** **14-04**

(52) **U.S. Cl.**
USPC **D14/486**; D14/491; D14/492

(58) **Field of Classification Search**
USPC D14/485-495; D20/11, 22-41
CPC G06F 3/048-3/04897; A63F 2300/308;
A63F 13/53; H04L 12/587; H04L 41/22;
H04L 12/282; H04N 21/488; H04M
1/72519-1/172561; B60H 1/00
See application file for complete search history.

(56) **References Cited**

U.S. PATENT DOCUMENTS

D592,155 S * 5/2009 Drews D13/162
D687,445 S * 8/2013 Fuhrmann D14/485
D693,837 S * 11/2013 Bouchier D14/486

D717,335 S * 11/2014 Sakuma D14/487
D740,308 S * 10/2015 Kim D14/486
D741,360 S * 10/2015 Connolly D14/488
D749,118 S * 2/2016 Wang D14/487
2006/0048076 A1* 3/2006 Vronay G06F 3/0482
715/850
2008/0215474 A1* 9/2008 Graham G06Q 10/10
705/37
2010/0251127 A1* 9/2010 Geppert G06F 3/04817
715/735
2012/0036475 A1* 2/2012 Yoshitomi G06F 3/0482
715/810
2013/0317678 A1* 11/2013 Lieberman G06F 17/00
701/21
2014/0095436 A1* 4/2014 Ryder G06F 17/30575
707/624

(Continued)

Primary Examiner — Cathron Brooks

Assistant Examiner — Ian Whitmore

(74) *Attorney, Agent, or Firm* — Patterson Intellectual Property Law, P.C.; Mark J. Patterson

(57) **CLAIM**

The ornamental design for a display screen or portion thereof with graphical user interface, as shown and described.

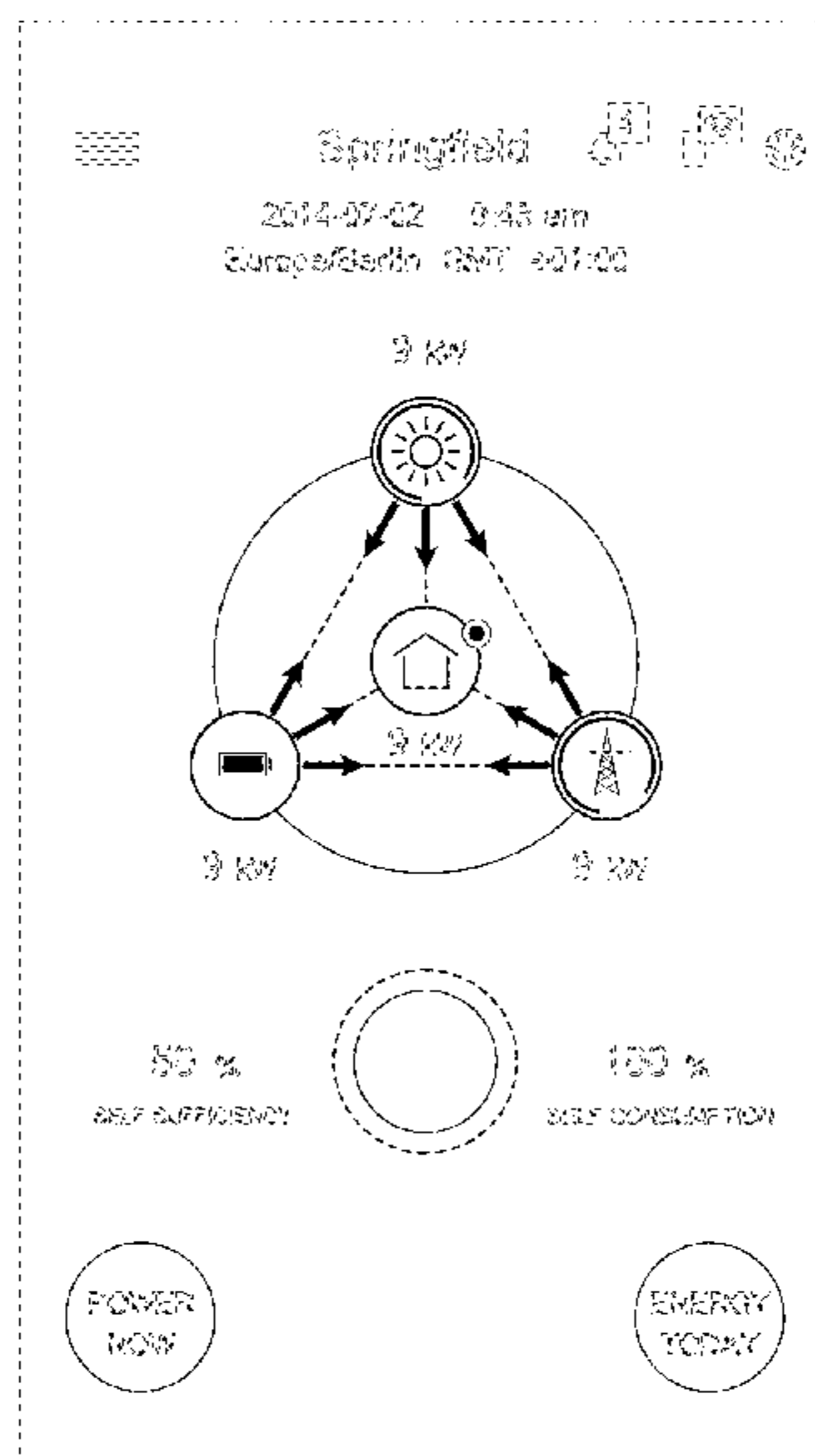
DESCRIPTION

FIG. 1 is a front view of a display screen or a portion thereof with graphical user interface showing our new design; and, FIG. 2 is another front view thereof, showing the design with different broken line subject matter.

The broken lines shown connecting the circular icons and surrounding the lower central circle are included in the claimed design.

The remaining broken lines illustrate a display screen or portion thereof and elements of a graphical user interface, including all text, that form no part of the claimed design.

1 Claim, 2 Drawing Sheets



(56)

References Cited

U.S. PATENT DOCUMENTS

2014/0160030 A1* 6/2014 Wright G06F 3/0489
345/173
2016/0014613 A1* 1/2016 Ponnampalam H04W 16/18
370/254

* cited by examiner

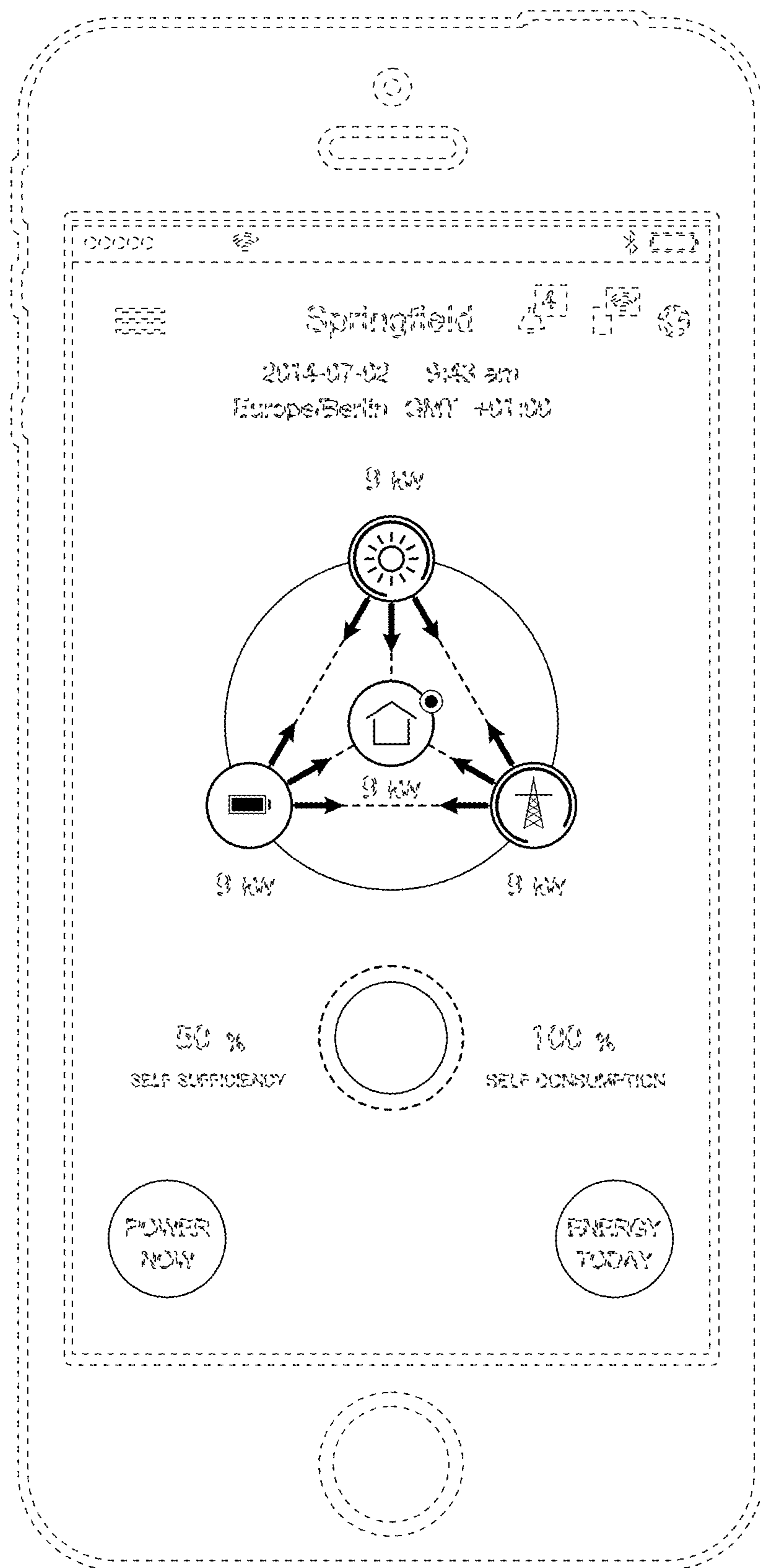


FIG. 1

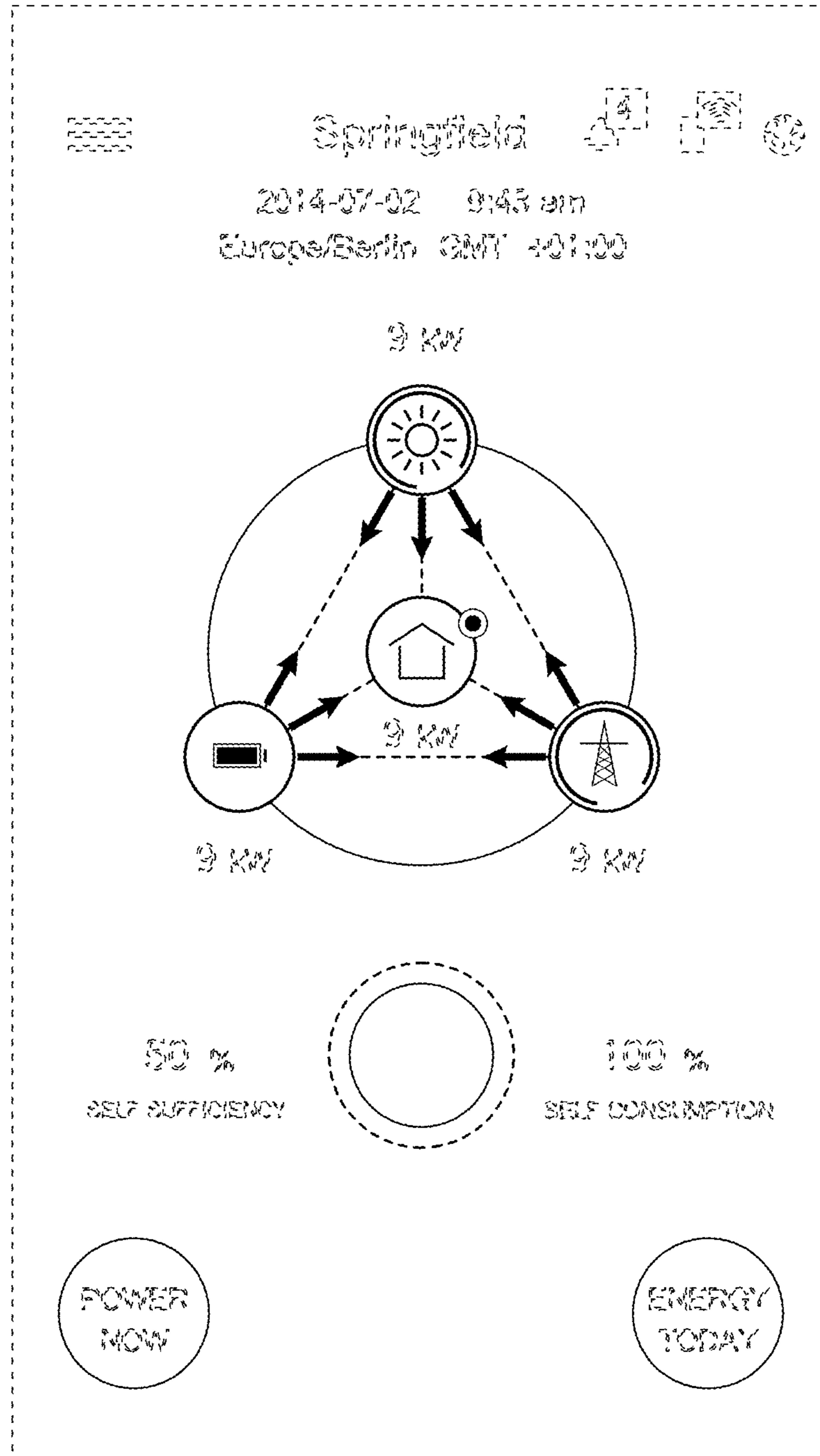


FIG. 2