



US00D773445S

(12) **United States Design Patent** (10) **Patent No.:** **US D773,445 S**
Witter et al. (45) **Date of Patent:** **** Dec. 6, 2016**

- (54) **SMARTPHONE CASE**
- (71) Applicant: **OTTER PRODUCTS, LLC**, Fort Collins, CO (US)
- (72) Inventors: **Kevin W. Witter**, Fort Collins, CO (US); **Patrick J. Nelson**, Fort Collins, CO (US)
- (73) Assignee: **Otter Products, LLC**, Fort Collins, CO (US)
- (**) Term: **14 Years**
- (21) Appl. No.: **29/501,798**
- (22) Filed: **Sep. 9, 2014**
- (51) **LOC (10) Cl.** **14-03**
- (52) **U.S. Cl.**
USPC **D14/250**
- (58) **Field of Classification Search**
USPC D14/238.1, 250, 440, 203.3-203.7, 217, D14/240, 248, 251-253, 447, 496; D3/201, D3/218, 247, 269, 273, 301, 303; D13/103, 107-108, 119
CPC A45C 1/06; A45C 11/00; A45C 13/02; A45C 2011/002; A45F 2005/026; A45F 2200/0525; A45F 2200/0516; H04B 1/3888; H04M 1/0283; H04M 1/0202
See application file for complete search history.

- D618,230 S 6/2010 Brown et al.
- D638,005 S * 5/2011 Richardson D14/250
- 8,186,514 B2 5/2012 Bowers
- D667,783 S 9/2012 Zhang et al.
- D668,245 S 10/2012 Bau
- D671,932 S 12/2012 Azoulay
- D673,159 S 12/2012 McCarthy et al.
- D673,551 S 1/2013 Chang et al.
- D674,801 S 1/2013 Wharram
- D676,845 S * 2/2013 Melanson D14/250
- D681,020 S 4/2013 Magness et al.
- D681,022 S * 4/2013 Chang D14/250
- D681,621 S 5/2013 Magness et al.
- D681,622 S 5/2013 Melanson et al.
- 8,443,971 B1 5/2013 Green et al.
- D684,149 S 6/2013 Chang et al.
- D684,357 S * 6/2013 Pegg D3/218
- D684,358 S 6/2013 Pegg
- D685,358 S 7/2013 Armstrong et al.
- D685,785 S 7/2013 Seoc et al.

(Continued)

Primary Examiner — Carla Jobe Wright

(57) **CLAIM**

The ornamental design for a smartphone case, as shown and described.

DESCRIPTION

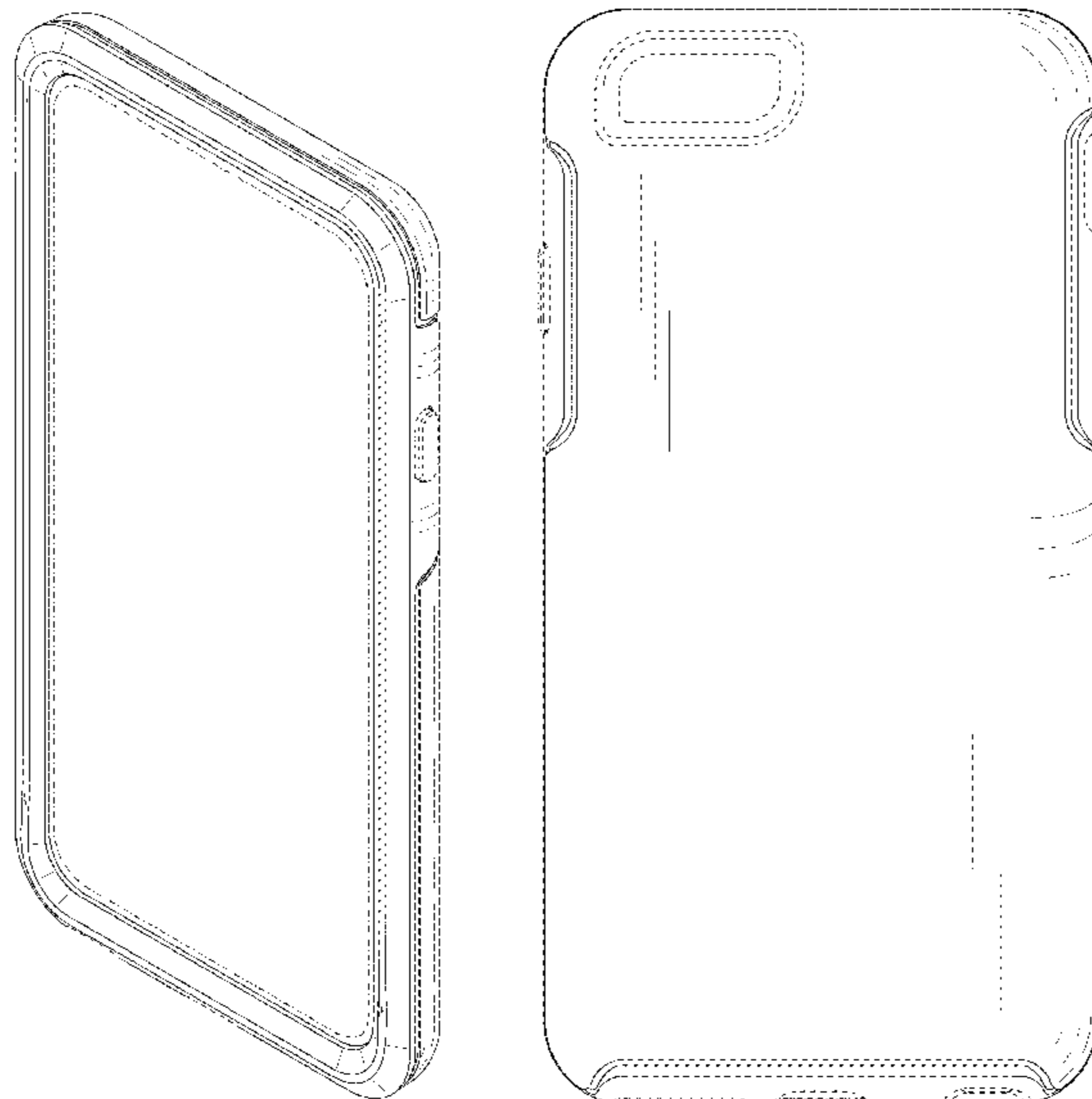
FIG. 1 is a front isometric view of a smartphone case showing our new design; FIG. 2 is a rear isometric view thereof; FIG. 3 is a front view thereof; FIG. 4 is a rear view thereof; FIG. 5 is a left view thereof; FIG. 6 is a right view thereof; FIG. 7 is a top view thereof shown on an enlarged scale; and, FIG. 8 is a bottom view thereof shown on an enlarged scale. The dot-dash broken lines in FIGS. 1 and 3 represent a boundary of the claimed design. The dash-dash broken lines throughout the figures depict portions of the smartphone case that form no part of the claimed design.

1 Claim, 6 Drawing Sheets

(56) **References Cited**

U.S. PATENT DOCUMENTS

- D574,819 S * 8/2008 Andre D3/269
- D575,056 S * 8/2008 Tan D3/201
- D597,089 S 7/2009 Khan et al.
- 7,609,512 B2 10/2009 Richardson et al.
- D606,532 S 12/2009 de Jong et al.
- D615,536 S * 5/2010 Richardson D14/250
- D617,787 S * 6/2010 Richardson D14/250



(56)

References Cited

U.S. PATENT DOCUMENTS

D686,607 S	7/2013	Hong						
D703,653 S *	4/2014	Brubaker	D14/250	2011/0095033	A1*	4/2011	Hung	A45C 11/00 220/602
D703,654 S *	4/2014	Melanson	D14/250	2012/0043235	A1	2/2012	Klement	
D703,656 S	4/2014	Witter et al.		2012/0303520	A1*	11/2012	Huang	H01M 10/46 705/39
D709,058 S	7/2014	Hemesath et al.		2013/0098788	A1	4/2013	McCarville et al.	
D709,869 S	7/2014	Witter et al.		2013/0257240	A1	10/2013	Hong	
D710,346 S	8/2014	Smith et al.		2014/0049142	A1	2/2014	Magness	
D721,068 S *	1/2015	Melanson	D14/250	2014/0078671	A1*	3/2014	Hong	H04B 1/3888 361/679.56
D721,071 S *	1/2015	Nelson	D14/250	2015/0195938	A1*	7/2015	Witter	H05K 5/03 206/521

* cited by examiner




FIG. 1

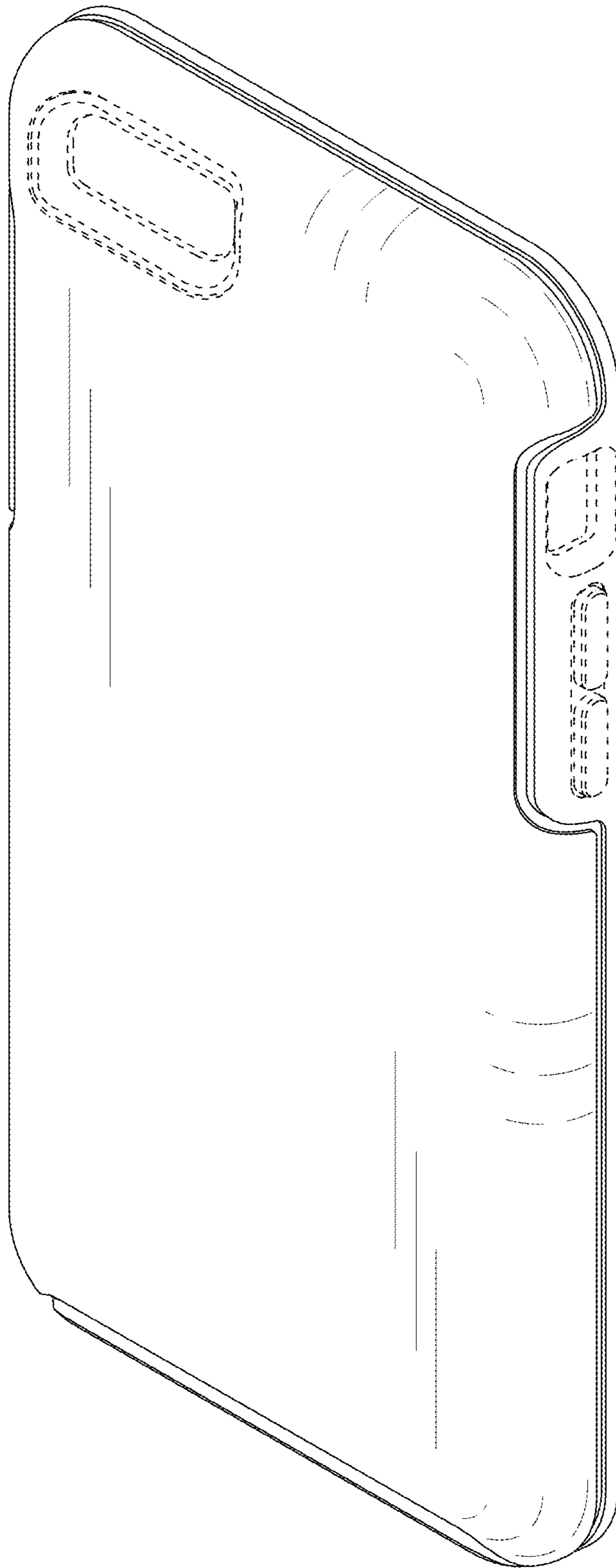


FIG. 2




FIG. 3

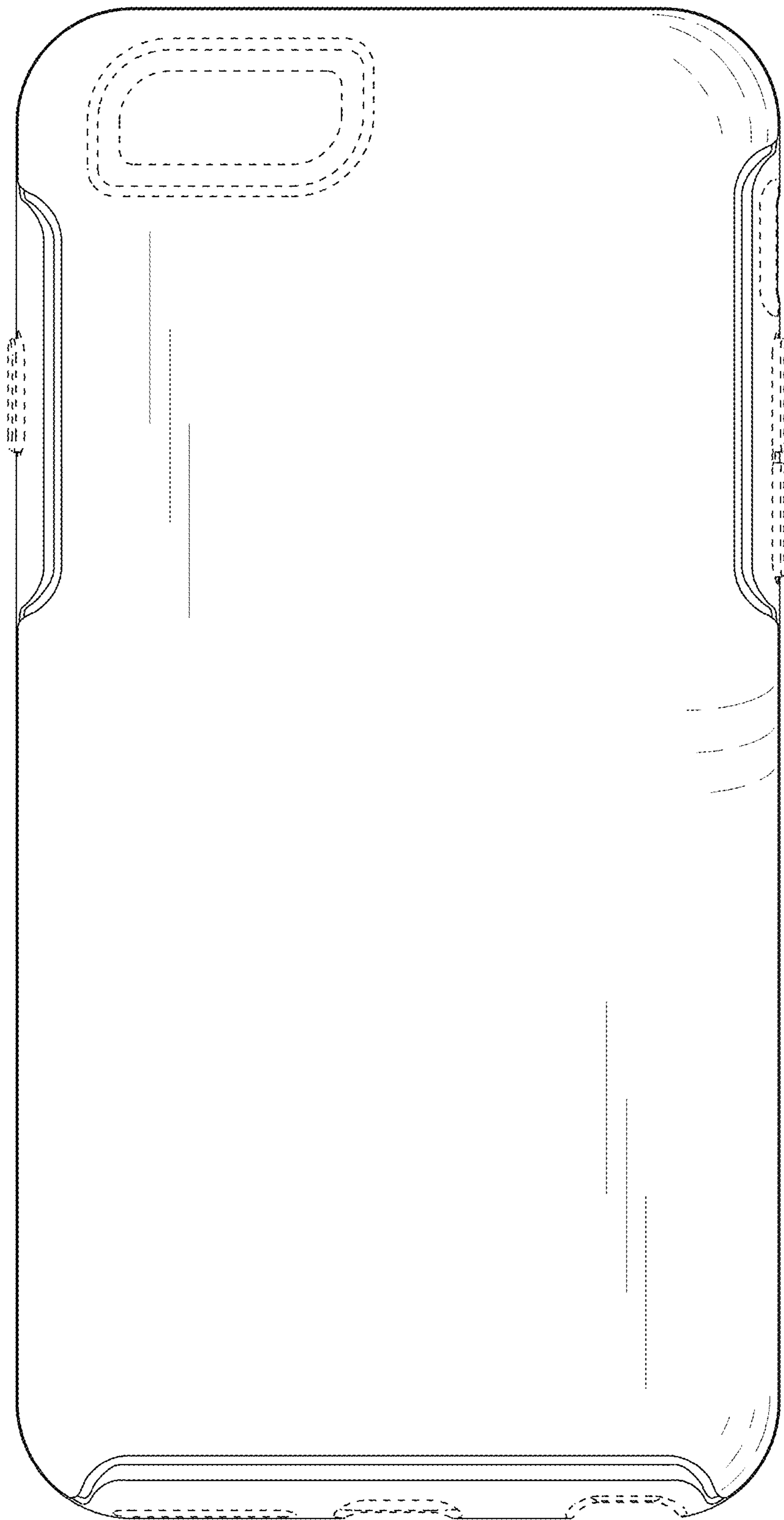


FIG. 4

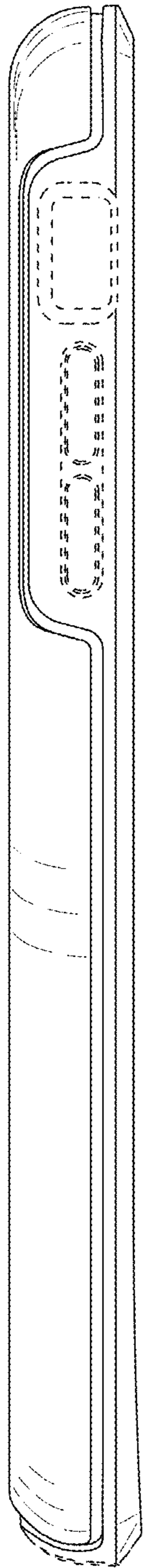


FIG. 5

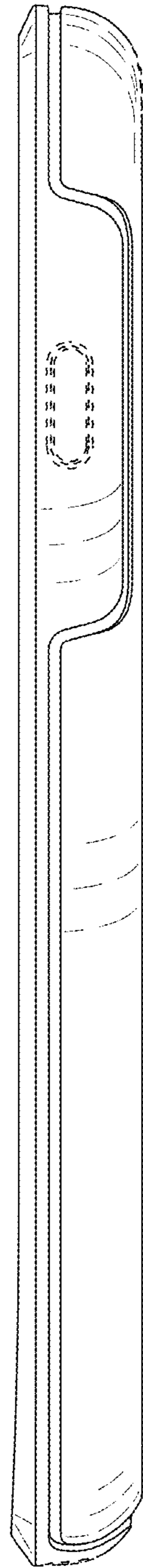


FIG. 6

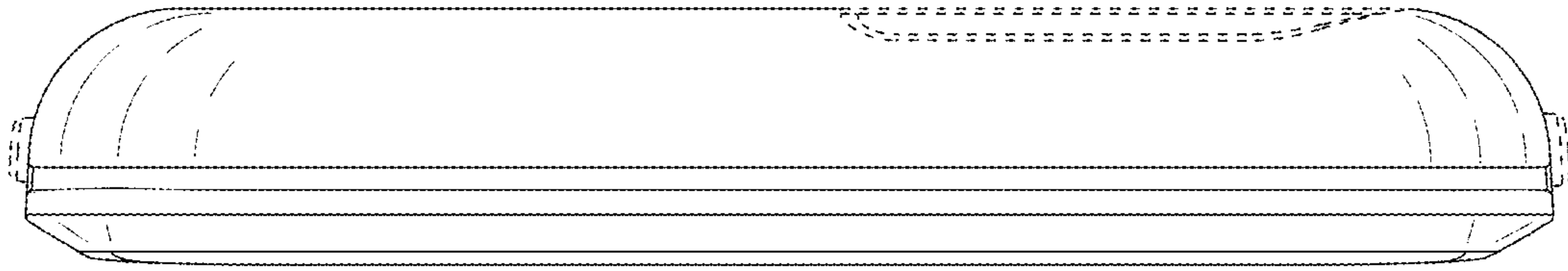


FIG. 7

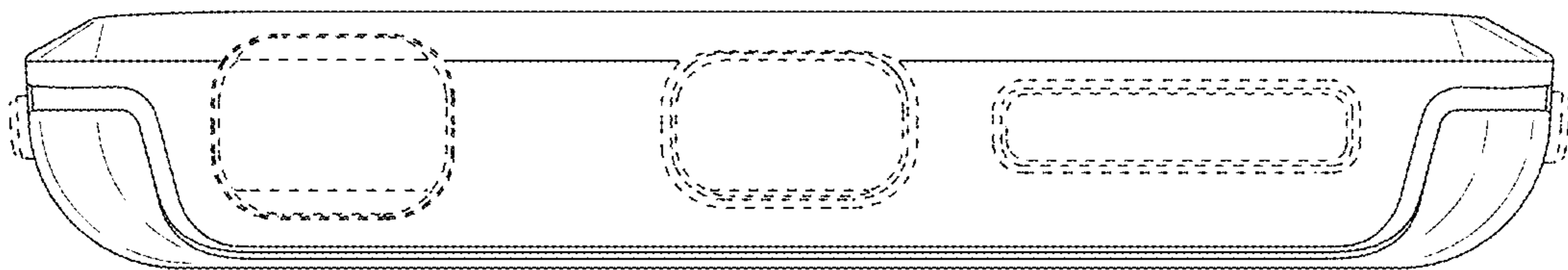


FIG. 8