



US00D773428S

(12) **United States Design Patent**
Takahata

(10) **Patent No.:** **US D773,428 S**

(45) **Date of Patent:** **** Dec. 6, 2016**

(54) **INTERPHONE COLLECTIVE ENTRANCE UNIT**

(71) Applicant: **AIPHONE CO., LTD.**, Nagoya (JP)

(72) Inventor: **Kotaro Takahata**, Nagoya (JP)

(73) Assignee: **Aiphone Co., Ltd.**, Nagoya (JP)

(**) Term: **15 Years**

(21) Appl. No.: **29/549,272**

(22) Filed: **Dec. 21, 2015**

(30) **Foreign Application Priority Data**

Jun. 29, 2015 (JP) 2015-014347

(51) **LOC (10) Cl.** **14-03**

(52) **U.S. Cl.**
USPC **D14/159**

(58) **Field of Classification Search**
USPC D14/315-327, 384, 432, 439-446, 341,
D14/345, 353-355, 125, 130, 132, 138,
D14/159; D16/202, 208; D9/424-432;
D6/491; D8/403; 235/145 A, 145 R;
341/22, 23; 349/12; 361/680-686;
D20/10, 41, 43

CPC G08B 13/1672; G08B 13/19645;
G08B 25/006; H04M 11/04

See application file for complete search history.

(56) **References Cited**

U.S. PATENT DOCUMENTS

D289,759 S *	5/1987	Koob	D14/159
D313,592 S *	1/1991	Morooka	D14/159
D313,593 S *	1/1991	Morooka	D14/159
D519,100 S *	4/2006	Shioya	D14/159
D522,490 S *	6/2006	Yukikado	D14/159
D660,819 S *	5/2012	Chen	D14/159
D728,509 S *	5/2015	Hinkel	D14/159
D761,753 S *	7/2016	Michielan	D14/159
D761,756 S *	7/2016	Michielan	D14/159
D761,758 S *	7/2016	Michielan	D14/159

* cited by examiner

Primary Examiner — Austin Murphy

(74) *Attorney, Agent, or Firm* — Burr & Brown, PLLC

(57) **CLAIM**

The ornamental design for an interphone collective entrance unit, as shown and described.

DESCRIPTION

FIG. 1 is front view of an interphone collective entrance unit illustrating my new design;
FIG. 2 is a rear view thereof;
FIG. 3 is a left side view thereof;
FIG. 4 is a right side view thereof;
FIG. 5 is a top plan view thereof;
FIG. 6 is a bottom plan view thereof; and,
FIG. 7 is a front perspective view thereof.

1 Claim, 7 Drawing Sheets

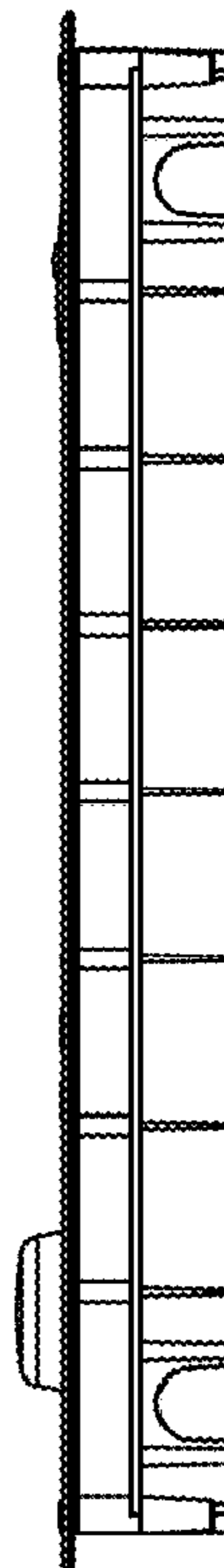
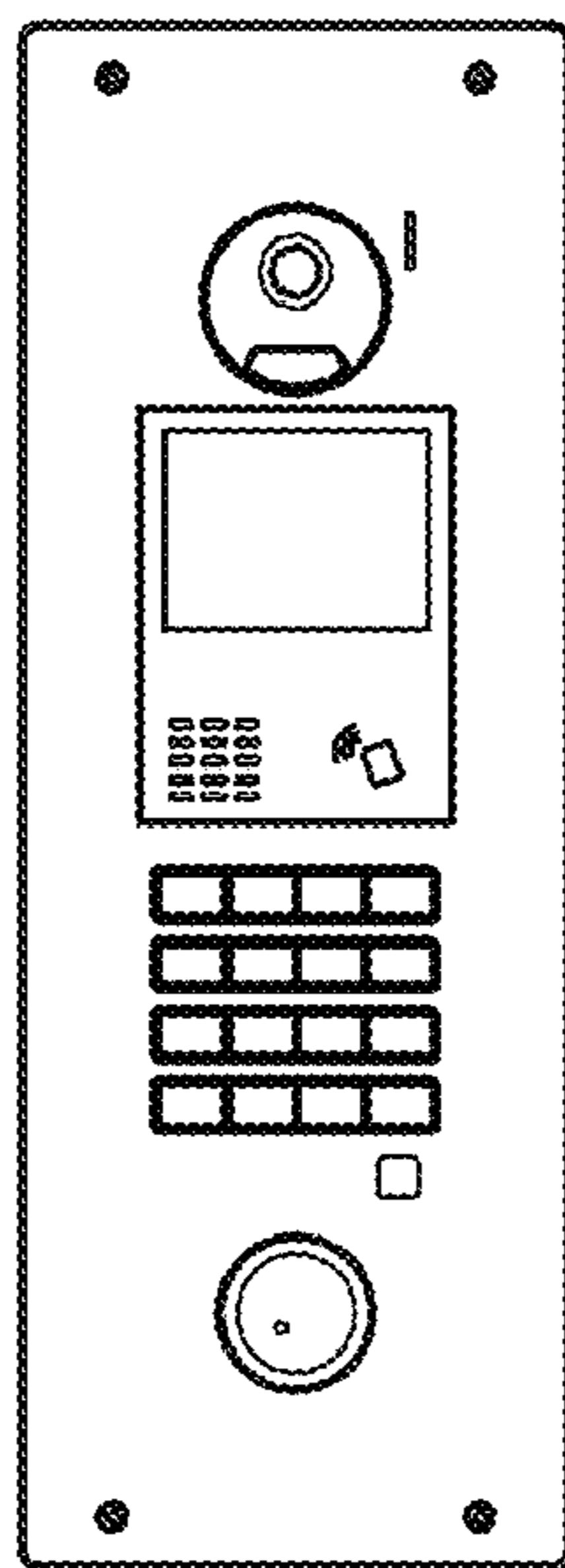


Fig.1

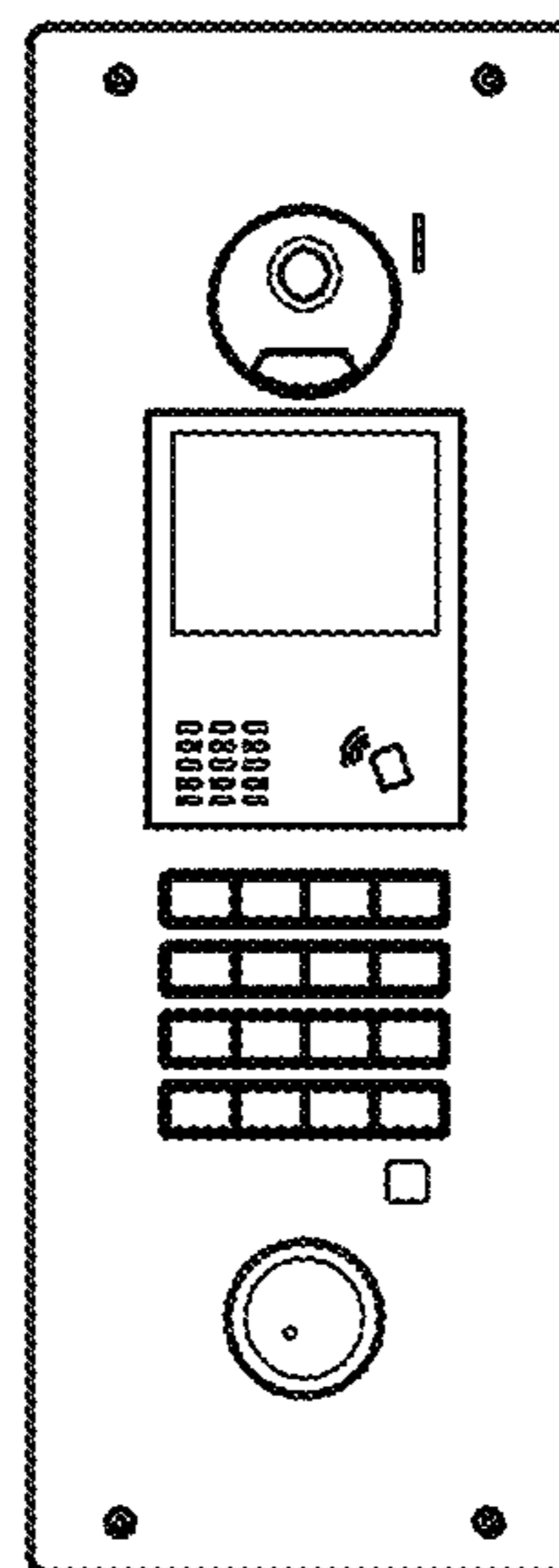


Fig.2

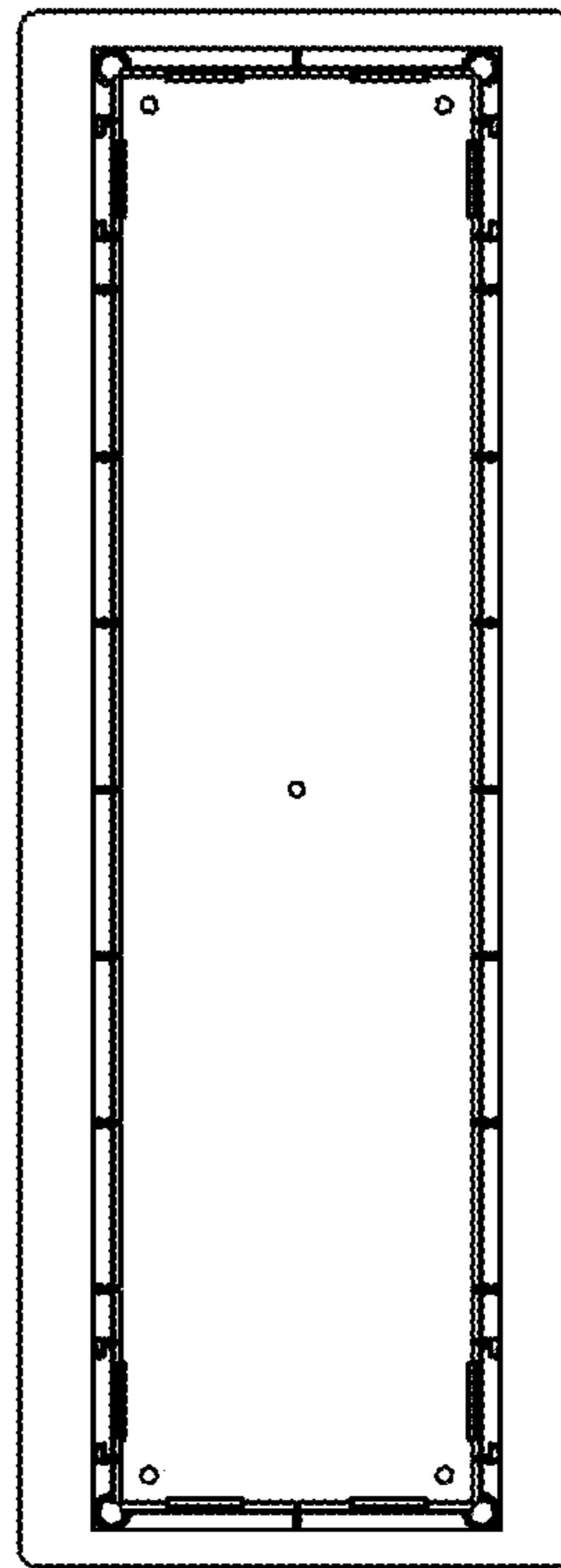


Fig.3

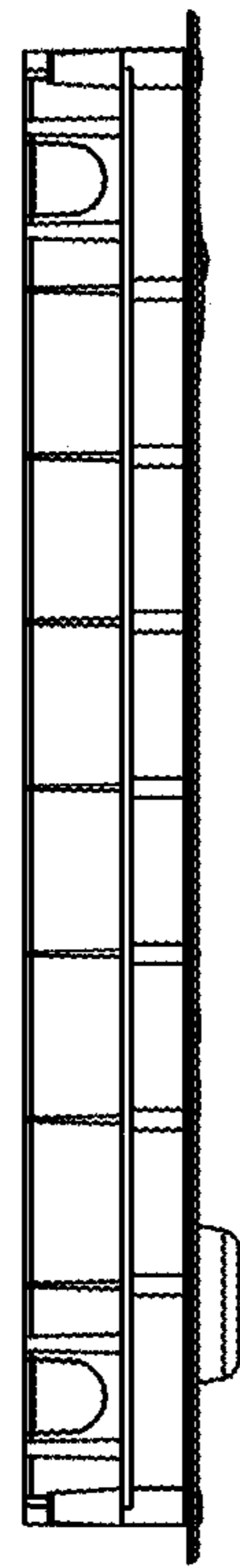


Fig.4

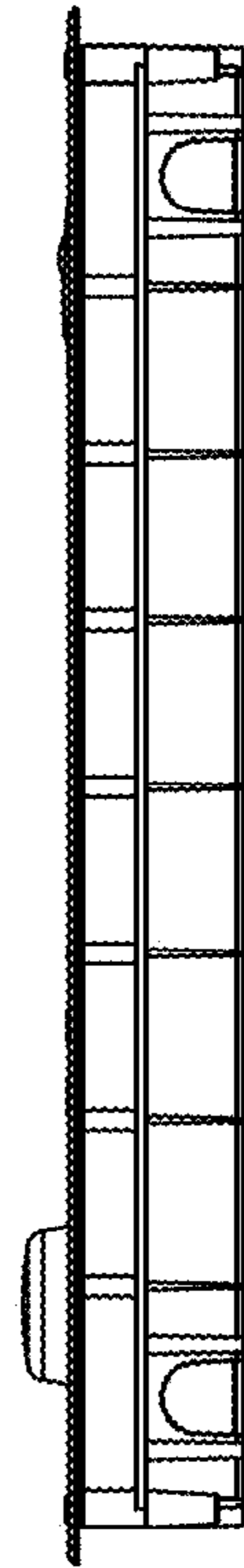


Fig.5

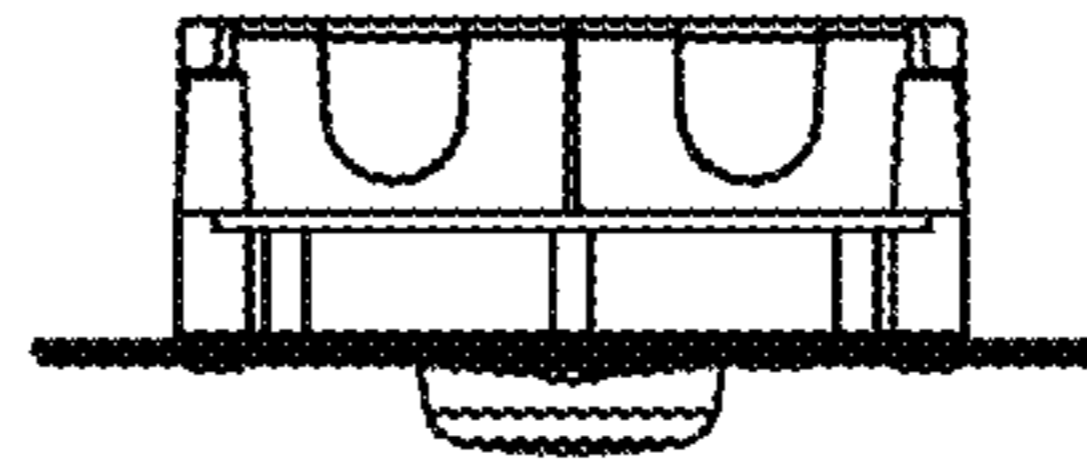


Fig.6

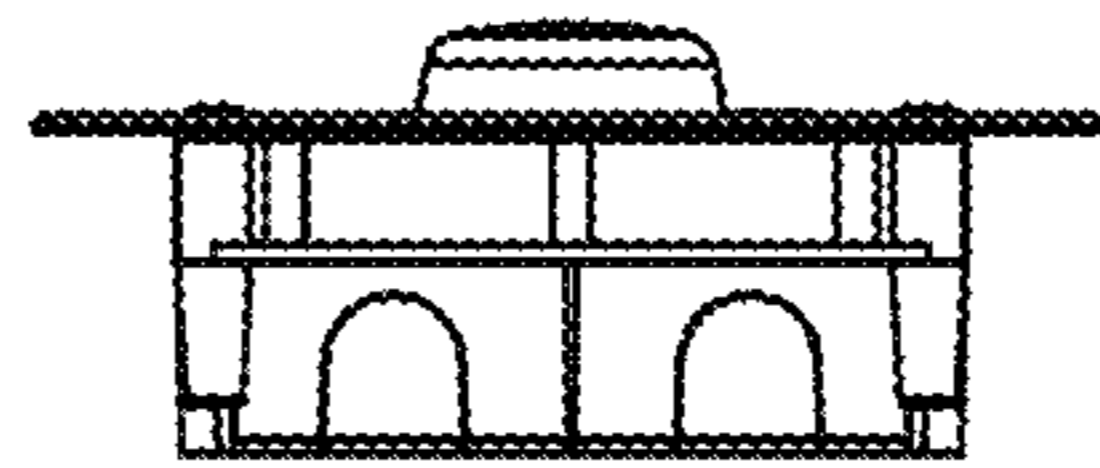


Fig.7

