



US00D773416S

(12) **United States Design Patent**  
**Kim et al.**

(10) **Patent No.:** **US D773,416 S**  
(45) **Date of Patent:** **\*\* Dec. 6, 2016**

(54) **TELEVISION RECEIVER**

(71) Applicant: **Samsung Electronics Co., Ltd.**,  
Suwon-si, Gyeonggi-do (KR)

(72) Inventors: **Inshik Kim**, Seongnam-si (KR);  
**Sangmin Hyun**, Seoul (KR); **Jinwook Kim**,  
Yongin-si (KR); **Daekyung Ahn**, Namyangju-si (KR)

(73) Assignee: **SAMSUNG ELECTRONICS CO., LTD.** (KR)

(\*\*) Term: **15 Years**

(21) Appl. No.: **29/537,475**

(22) Filed: **Aug. 26, 2015**

(30) **Foreign Application Priority Data**

Mar. 3, 2015 (KR) ..... 30-2015-0010837

(51) **LOC (10) Cl.** ..... **14-03**

(52) **U.S. Cl.**  
USPC ..... **D14/126**

(58) **Field of Classification Search**  
USPC ..... D14/125-134, 239, 371, 136,  
374-377, D14/440, 450, 448, 336, 342,  
159; 312/7.2; 348/836, 838, 180, 184,  
325, 739; 248/917-924, 465; 345/104,  
133, 156, 168, 345/87, 173; D21/329,  
515, 577, 622, 333, 433, D21/448, 452,  
450, 331, 505; D10/15, 26; 446/484, 175,  
356; D6/477, 479, 300; D20/10, 19, 39;  
D16/203, 241; 160/24  
CPC .... G06F 1/1601; G06F 1/1643; H05K 5/0004;  
H05K 5/0017; H05K 5/02; H05K 5/0217;  
H04N 13/0459

See application file for complete search history.

(56) **References Cited**

**U.S. PATENT DOCUMENTS**

D576,578 S \* 9/2008 Calverley ..... D14/126  
D611,032 S \* 3/2010 Kim ..... D14/126

D656,473 S \* 3/2012 Laube ..... D14/126  
D661,671 S \* 6/2012 Laube ..... D14/126  
D702,658 S \* 4/2014 Kim ..... D14/126  
D716,815 S \* 11/2014 van Hees ..... D14/420  
D740,243 S \* 10/2015 Bieler ..... D14/126

**FOREIGN PATENT DOCUMENTS**

FR 006917-0003 11/2000  
JP D1233059 S 3/2005  
KR 300625759 S 12/2011

**OTHER PUBLICATIONS**

Computer All Rolled Up [online]. Yanko Design, 3D Printer Buyer's Guide [retrieved on Jul. 24, 2015] pp. 1-4. Retrieved from the Internet: <URL: <http://www.yankodesign.com/2011/06/03/computer-all-rolled-up/>>.

\* cited by examiner

*Primary Examiner* — Raphael Barkai

(74) *Attorney, Agent, or Firm* — Cantor Colburn LLP

(57) **CLAIM**

The ornamental design for a television receiver, as shown and described.

**DESCRIPTION**

FIG. 1 is a front perspective view of a television receiver showing our new design;  
FIG. 2 is a front view thereof;  
FIG. 3 is a rear view thereof;  
FIG. 4 is a left side elevation view thereof;  
FIG. 5 is a right side elevation view thereof;  
FIG. 6 is a top view thereof;  
FIG. 7 is a bottom view thereof; and,  
FIG. 8 is a rear perspective view thereof.  
The broken lines in the figures show portions of the television receiver which form no part of the claimed design.

**1 Claim, 8 Drawing Sheets**

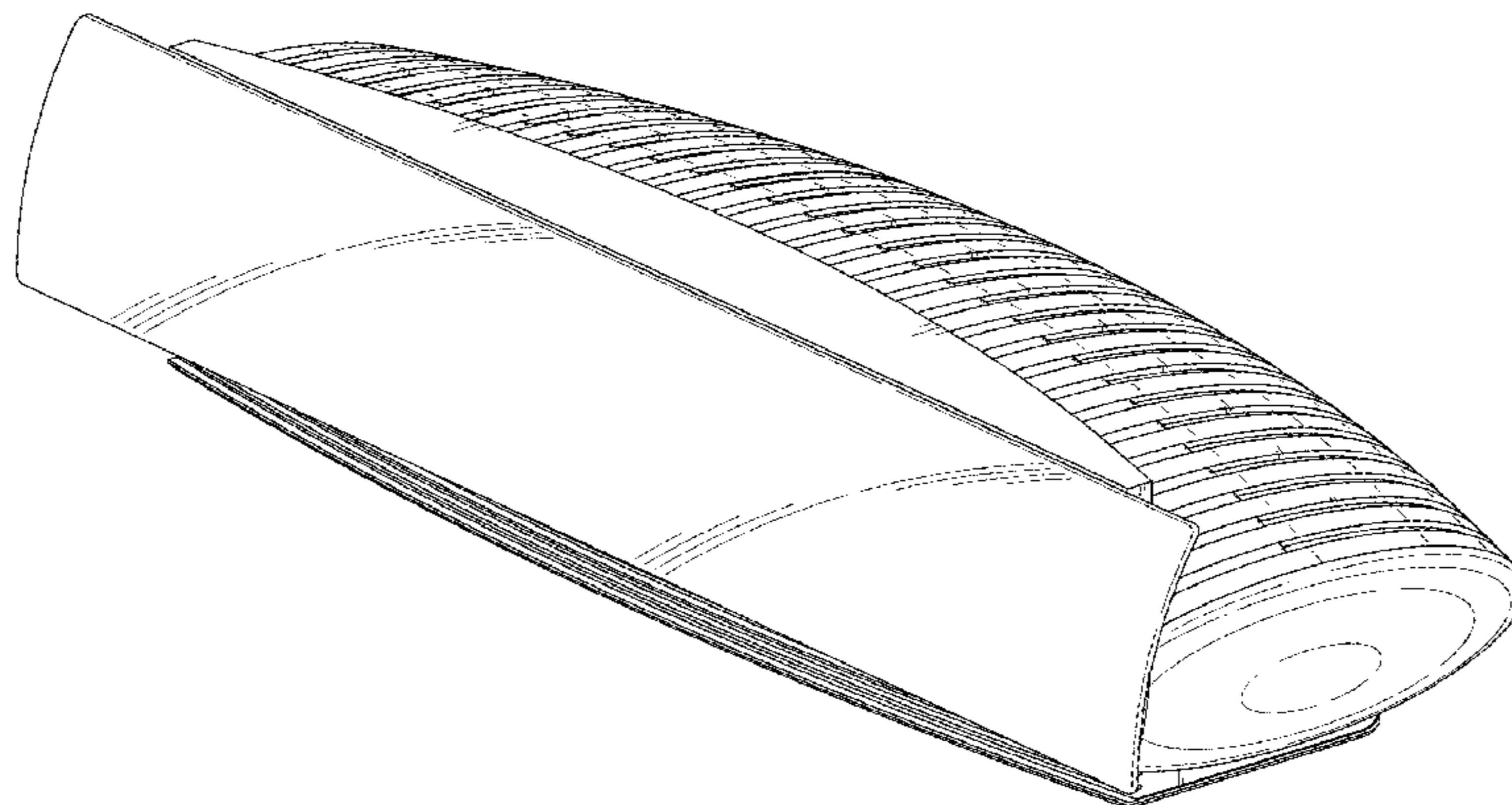


FIG. 1

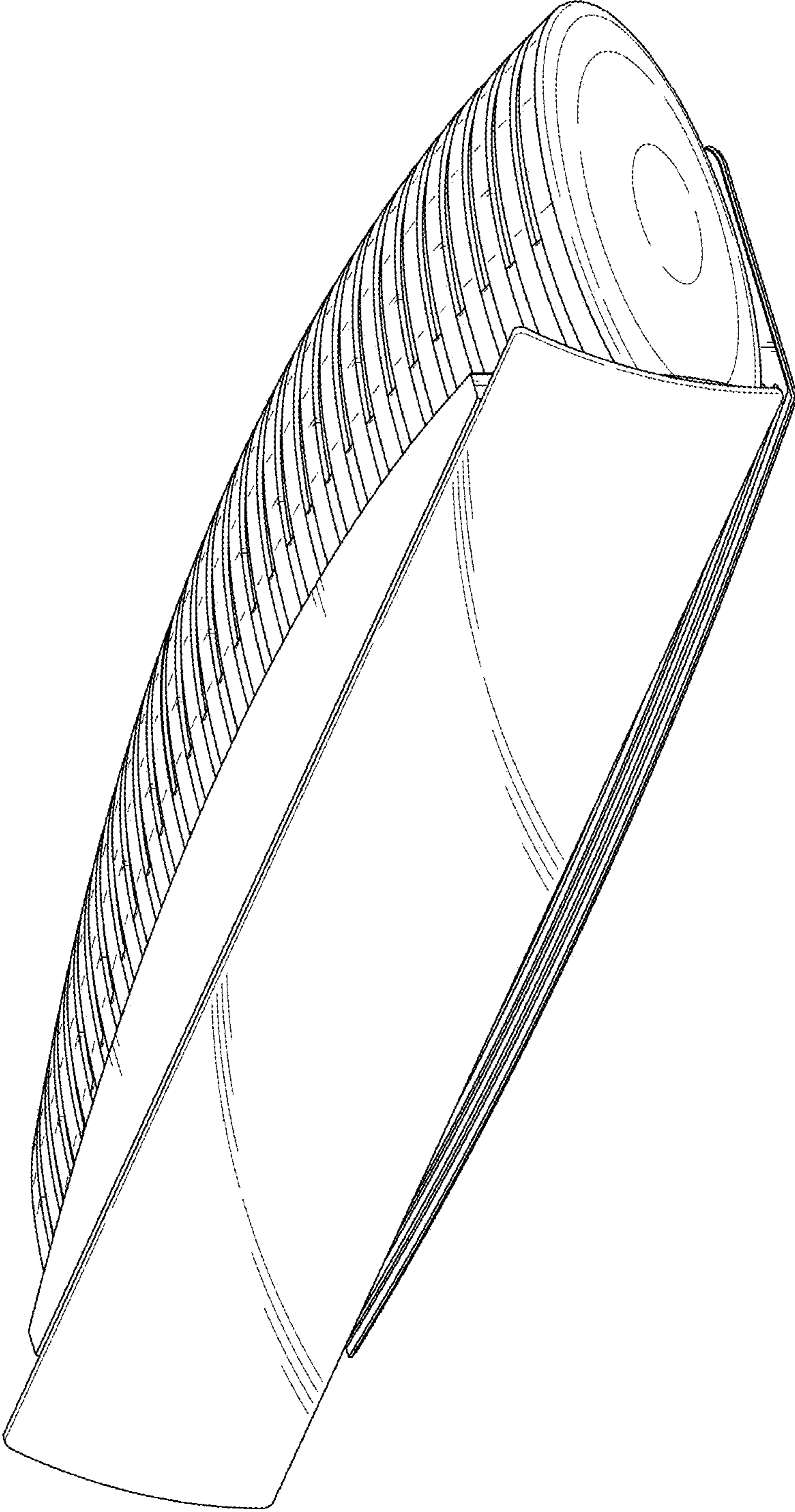


FIG. 2




FIG. 3

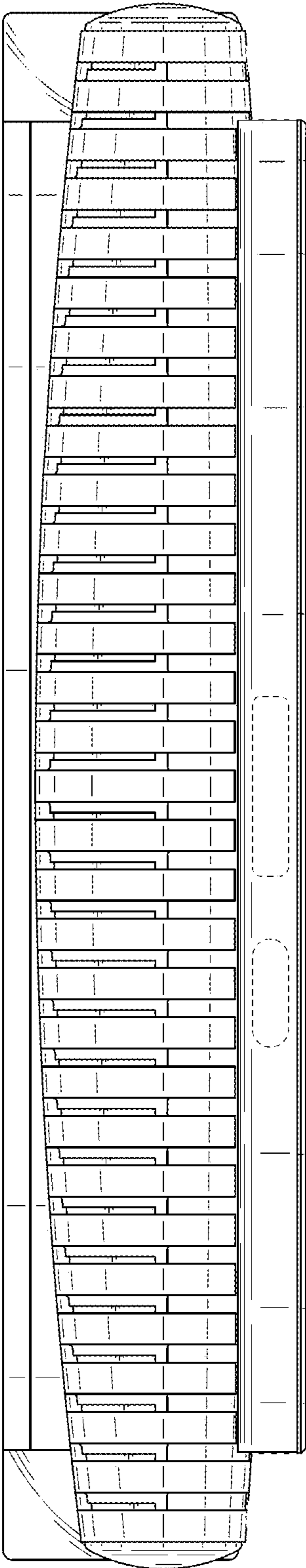


FIG. 4

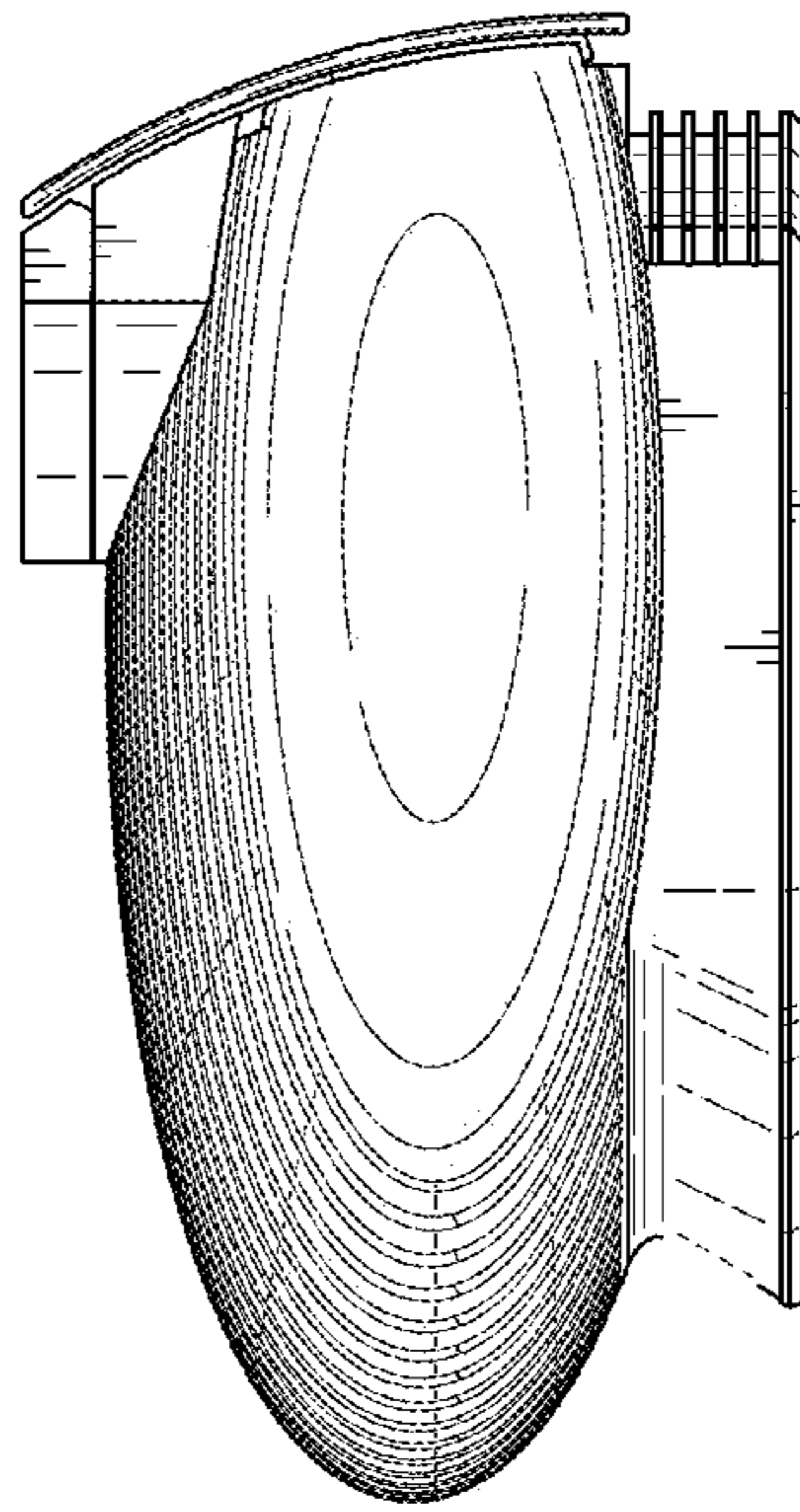


FIG. 5

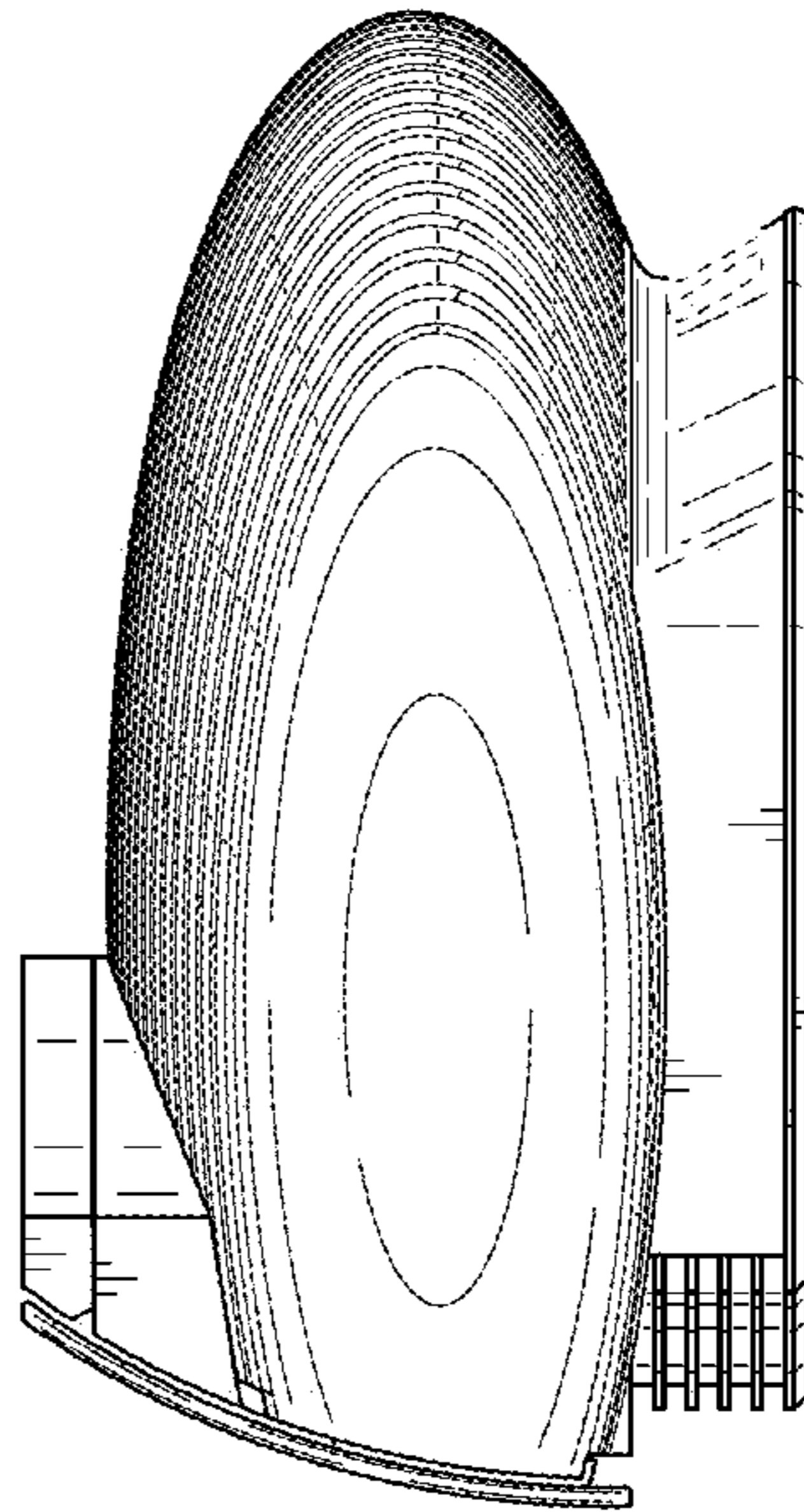


FIG. 6

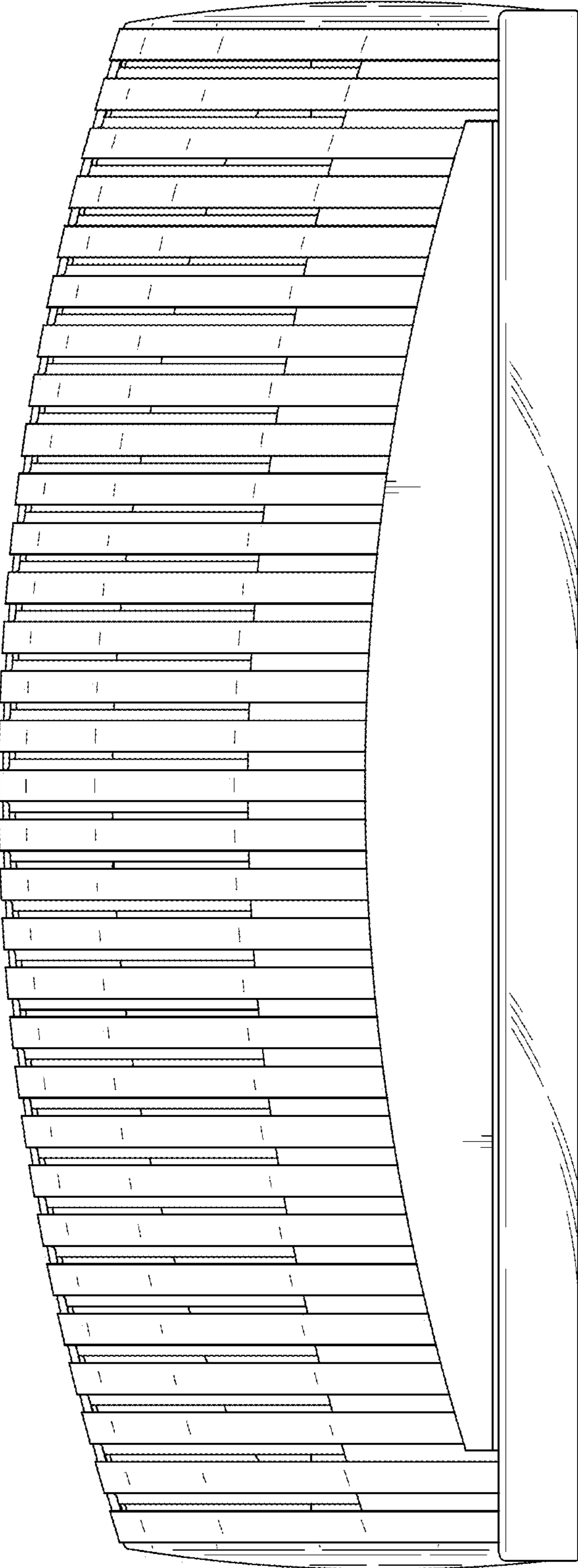


FIG. 7

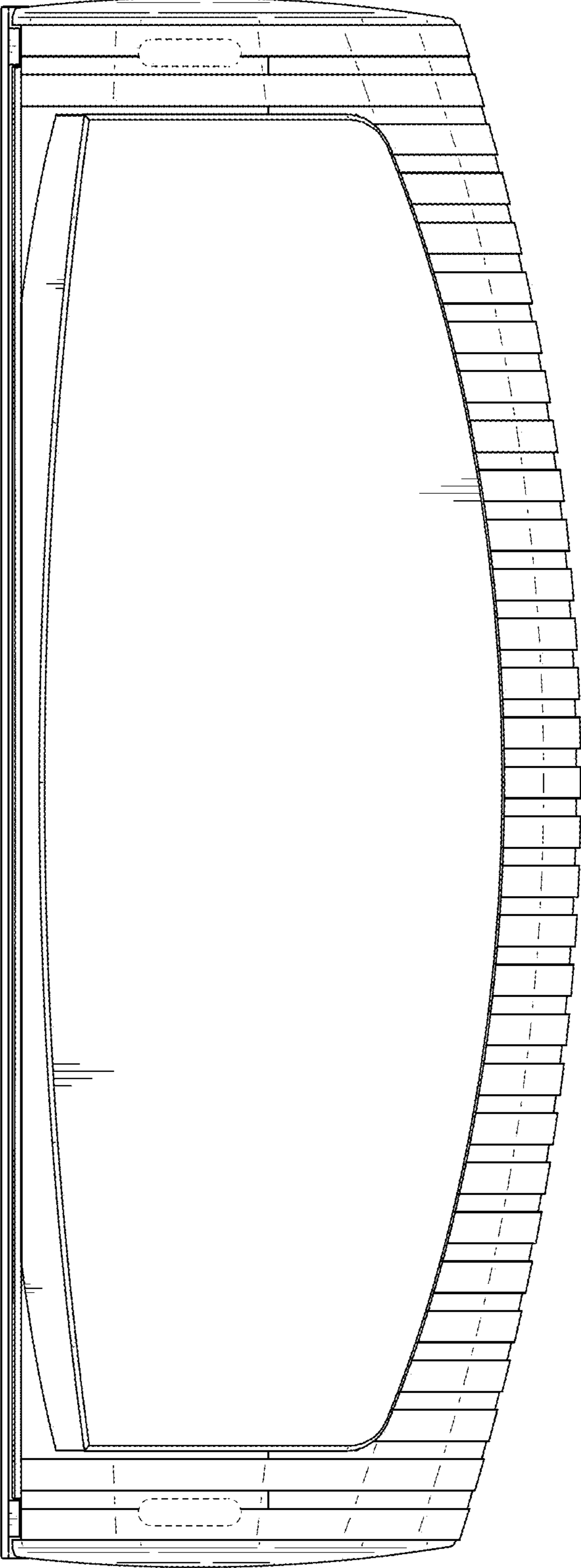




FIG. 8

