



US00D773407S

(12) **United States Design Patent** (10) **Patent No.:** **US D773,407 S**
Kim et al. (45) **Date of Patent:** **** Dec. 6, 2016**

(54) **REMOTE CONTROL**
(71) Applicant: **Samsung Electronics Co., Ltd.**,
Suwon-si (KR)
(72) Inventors: **Hark-Joon Kim**, Ansan-si (KR); **Mira Park**, Seoul (KR)
(73) Assignee: **Samsung Electronics Co., Ltd.**,
Suwon-si (KR)
(**) Term: **15 Years**

D572,205 S * 7/2008 Landerholm D13/168
D573,981 S * 7/2008 Hoehn et al.
D600,654 S * 9/2009 Liao D13/164
D612,850 S * 3/2010 Cabatic D13/168
D617,744 S * 6/2010 Landerholm D13/168
D636,353 S * 4/2011 Choi D13/168
D741,816 S * 10/2015 Kroll D13/168
D742,361 S * 11/2015 Choi D13/168
D746,266 S * 12/2015 Kwon D14/218
2002/0167696 A1* 11/2002 Edwards G08C 23/04
398/106
2015/0237290 A1* 8/2015 Lee H04N 5/44591
348/570

(21) Appl. No.: **29/535,127**
(22) Filed: **Aug. 4, 2015**
(30) **Foreign Application Priority Data**
Feb. 10, 2015 (KR) 30-2015-0007168
(51) **LOC (10) Cl.** **14-03**
(52) **U.S. Cl.**
USPC **D13/168; D14/218**
(58) **Field of Classification Search**
USPC D13/168; D14/400, 402, 412, 426, 218
CPC H03J 1/0025; H03J 9/00; H03J 9/02;
H03J 9/04; H03J 9/06; H01H 9/0235; H04B
1/202; G05B 11/01; G08C 17/00; G08C
17/02; G08C 19/28; G08C 23/04; G08C
2201/20; G08C 2201/30; G08C 2201/33;
G08C 2201/40; G08C 2201/91; G08C
2201/92; H04N 5/44582; H04N 21/4221;
H04N 21/42204
See application file for complete search history.

FOREIGN PATENT DOCUMENTS

CN 201330505056 2/2014
KR 30-2008-0048503 11/2009
KR 30-2010-0009513 7/2011
KR 30-2010-0027564 12/2011

* cited by examiner

Primary Examiner — Selina Sikder
(74) *Attorney, Agent, or Firm* — NSIP Law

(57) **CLAIM**
We claim the ornamental design for a remote control, as shown and described.

DESCRIPTION

FIG. 1 is a front perspective view of a remote control showing our new design;
FIG. 2 is a front view thereof;
FIG. 3 is a rear view thereof;
FIG. 4 is a left-side view thereof;
FIG. 5 is a right-side view thereof;
FIG. 6 is a top view thereof; and,
FIG. 7 is a bottom view thereof.
The broken lines in the figures show portions of the remote control which form no part of the claimed design.

(56) **References Cited**
U.S. PATENT DOCUMENTS
D387,061 S * 12/1997 Nozoe D14/218
D525,947 S * 8/2006 Gerard D13/168

1 Claim, 7 Drawing Sheets

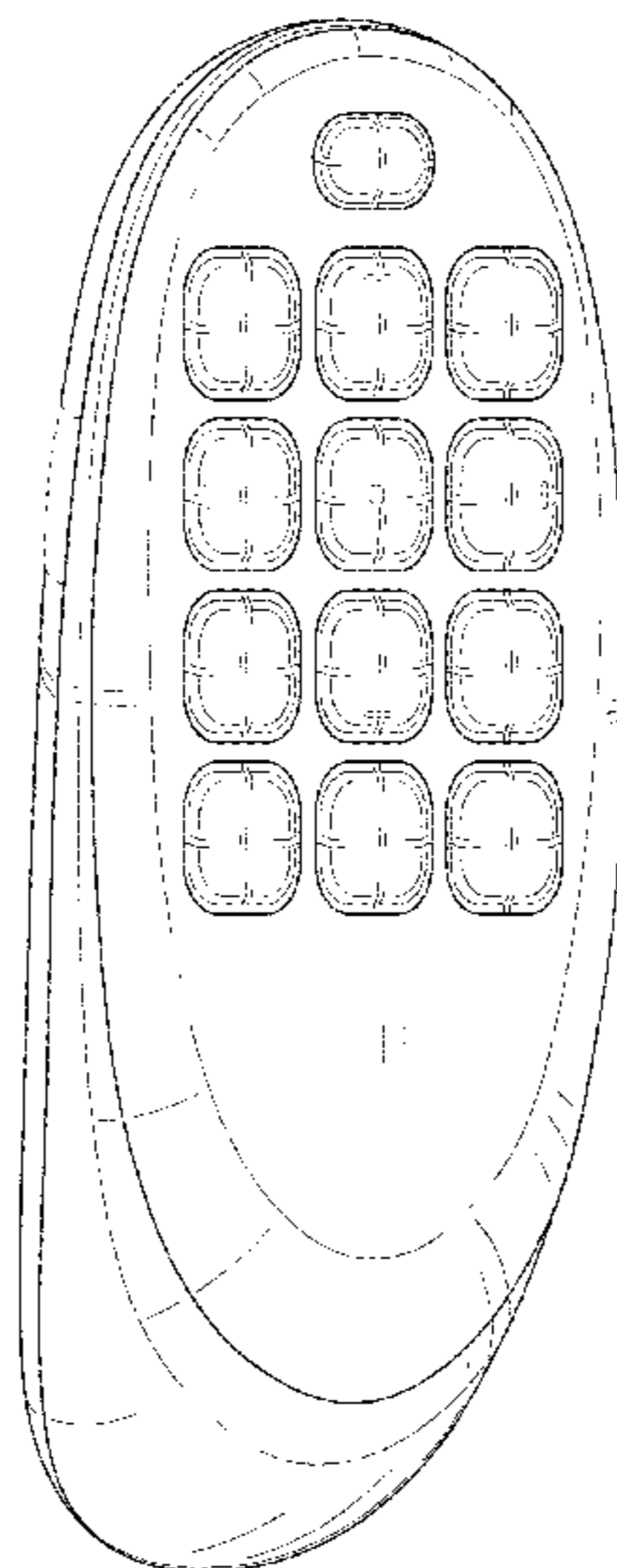


FIG. 1

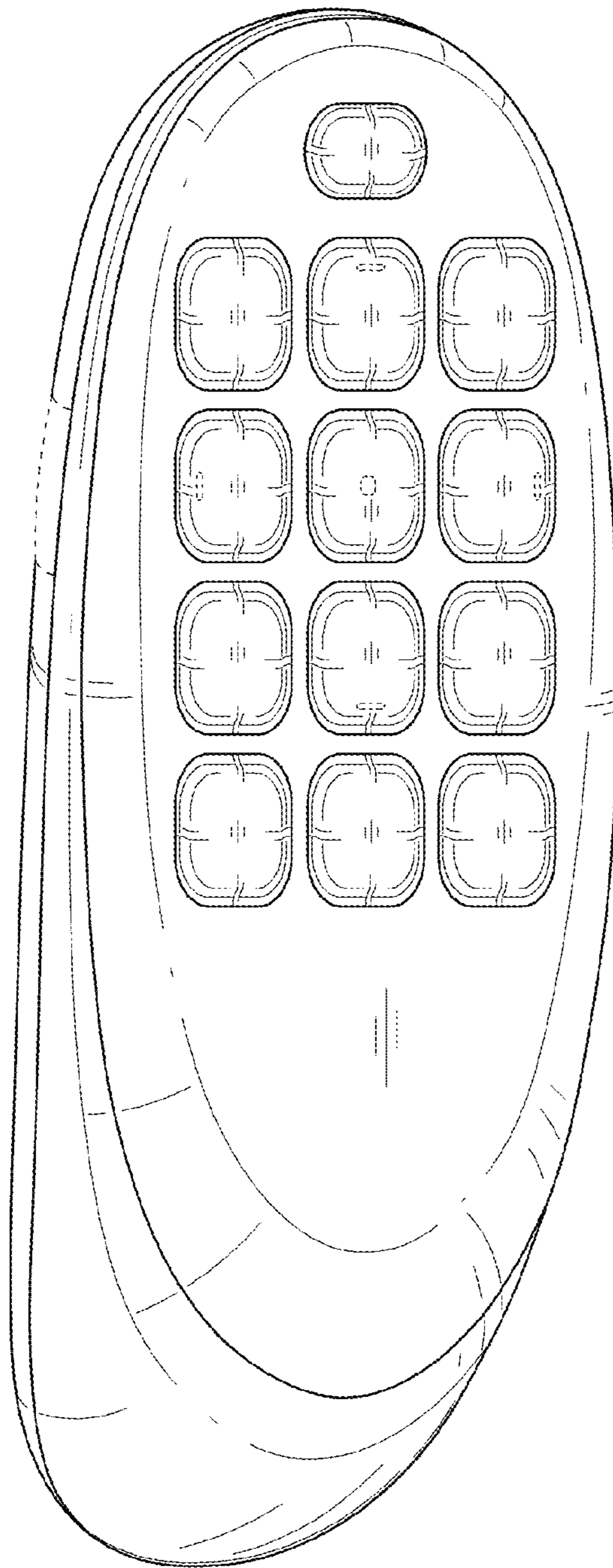


FIG. 2

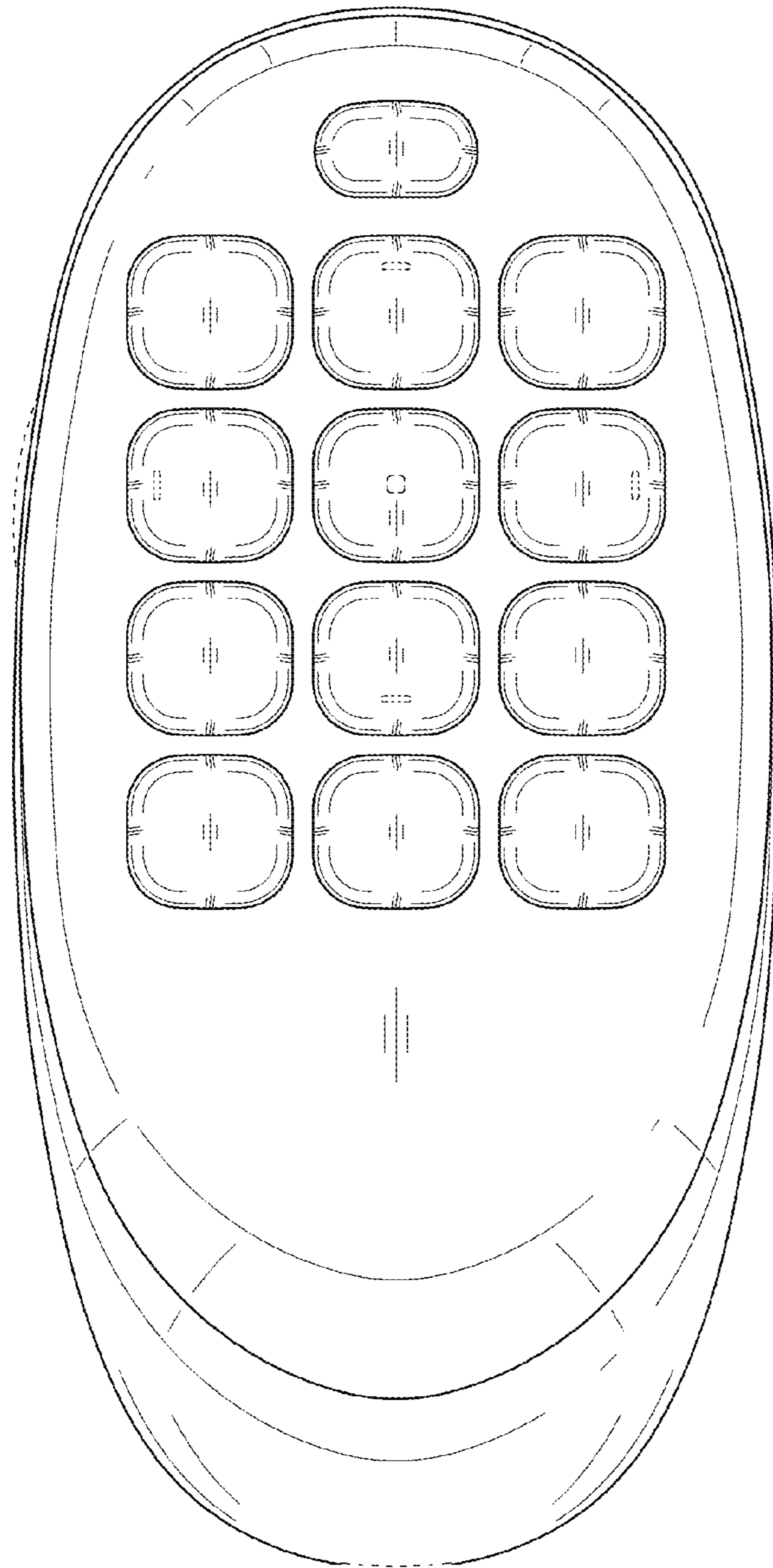


FIG. 3

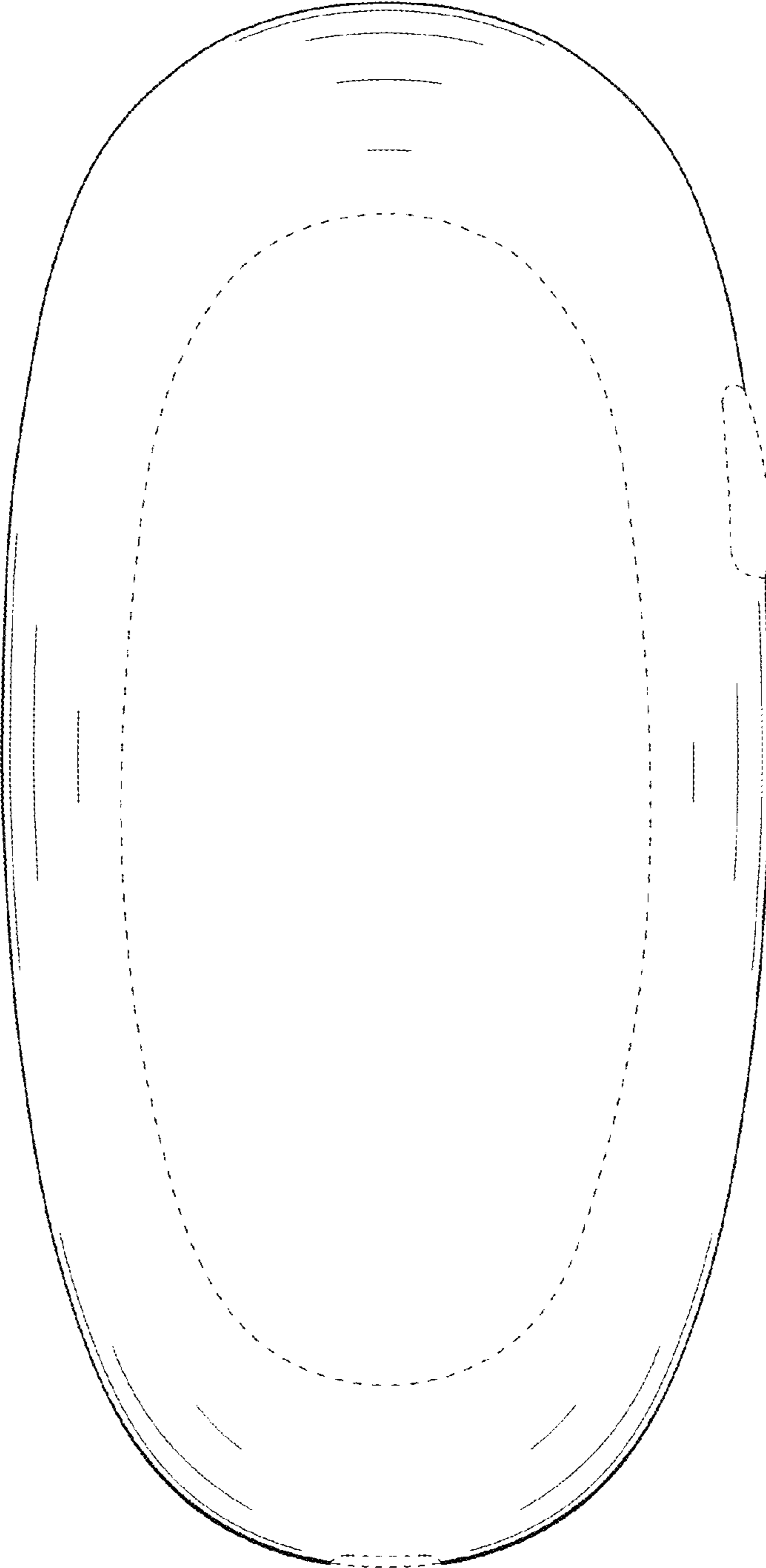


FIG. 4

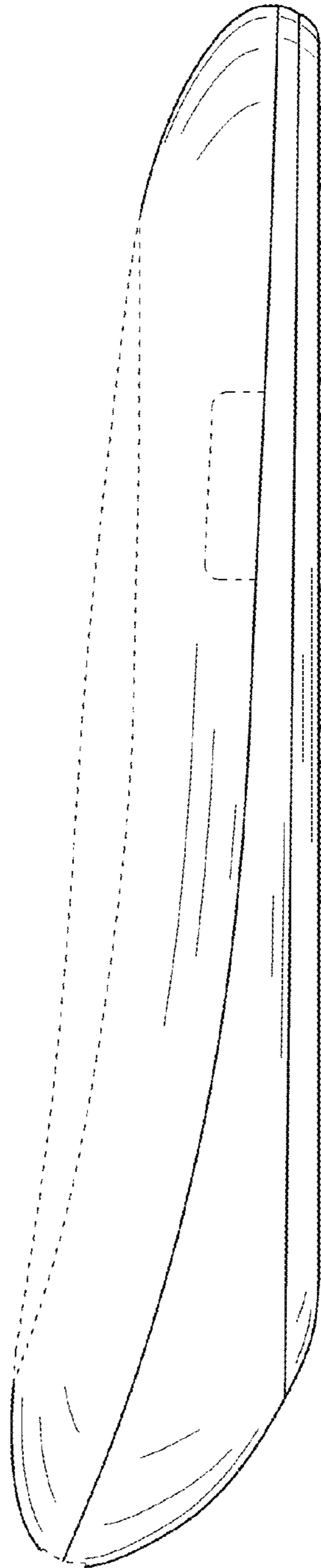


FIG. 5




FIG. 6

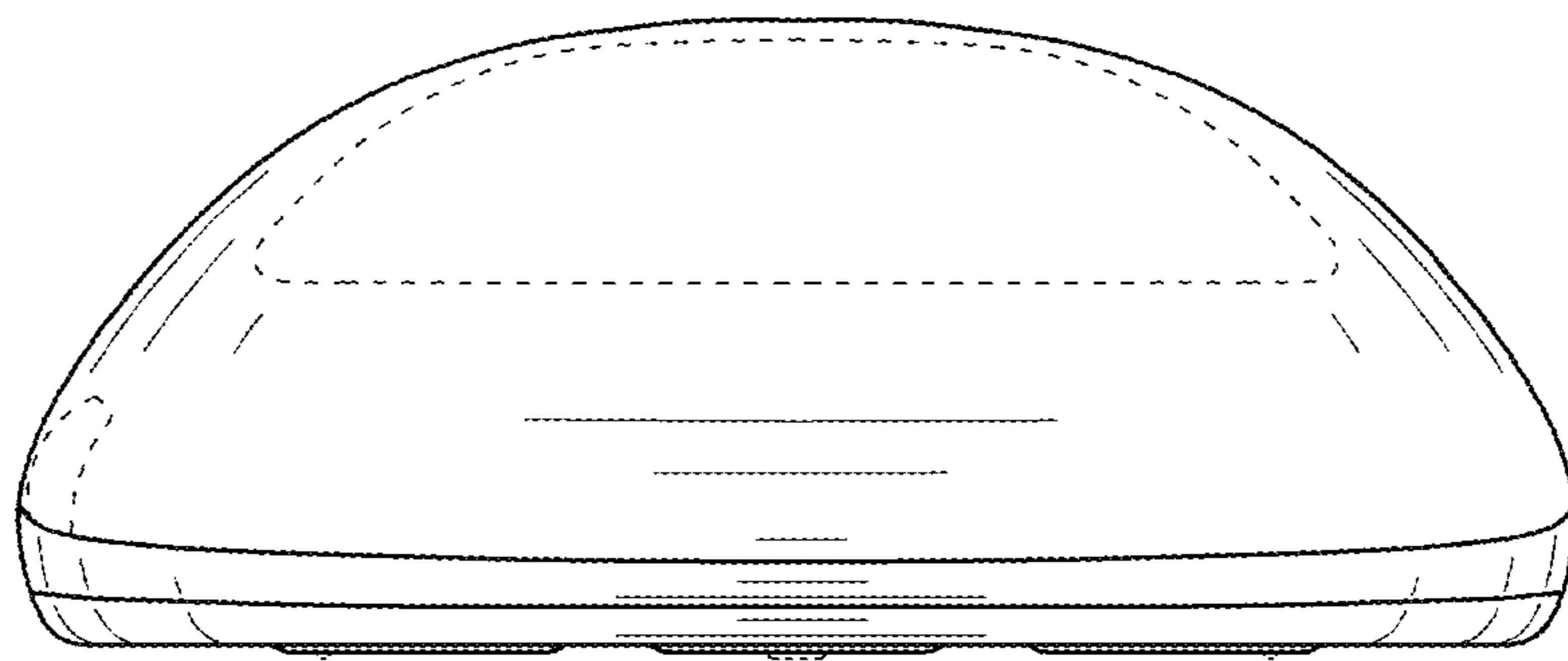


FIG. 7

