



US00D773387S

(12) **United States Design Patent** (10) **Patent No.:** **US D773,387 S**
Martin et al. (45) **Date of Patent:** **** Dec. 6, 2016**

(54) **TIRE SHEAR BAND**

FOREIGN PATENT DOCUMENTS

(71) Applicant: **Caterpillar Inc.**, Peoria, IL (US)

JP D1416103 5/2011
JP D1416237 5/2011

(72) Inventors: **Kevin L. Martin**, Washburn, IL (US);
Jason Jura, Peoria, IL (US)

(Continued)

(73) Assignee: **Caterpillar Inc.**, Peoria, IL (US)

OTHER PUBLICATIONS

(**) Term: **15 Years**

Bridgestone, "Bridgestone Announces Development of Non-Pneumatic (Airless) Concept Tire," <<http://www.bridgestone.com/corporate/news/2011112901.html>>, Nov. 29, 2011.

(21) Appl. No.: **29/532,828**

(Continued)

(22) Filed: **Jul. 10, 2015**

Primary Examiner — George D Kirschbaum

(51) **LOC (10) Cl.** **12-15**

Assistant Examiner — Clese Moore, Jr.

(52) **U.S. Cl.**

(74) *Attorney, Agent, or Firm* — Saidman DesignLaw Group, LLC

USPC **D12/605**

(58) **Field of Classification Search**

(57) **CLAIM**

USPC D12/605, 500, 501, 503, 506, 544,
570, D12/579, 580, 588, 599, 600

The ornamental design for a tire shear band, as shown and described.

CPC B60C 13/00

DESCRIPTION

See application file for complete search history.

(56) **References Cited**

FIG. 1 is a perspective view of a tire shear band showing our new design;

U.S. PATENT DOCUMENTS

FIG. 2 is a front view thereof;

854,699 A	5/1907	Nash
1,125,191 A	1/1915	Scotucci et al.
1,164,887 A	12/1915	Strauch et al.
D50,873 S	6/1917	Jones
D59,024 S	9/1921	McCullough
D67,515 S	2/1925	Gillam
D68,536 S	2/1925	Lenhoff
2,620,844 A	12/1952	Lord
2,742,941 A	4/1956	Johnson
3,219,090 A	11/1965	Cislo
4,226,273 A	10/1980	Long et al.
4,553,577 A	11/1985	Gregg
4,934,425 A	6/1990	Gajewski et al.
4,945,962 A	8/1990	Pajtas

FIG. 3 is a left side view thereof, the right side being a mirror image thereof; and,

FIG. 4 is a top view thereof, the bottom being a mirror image thereof.

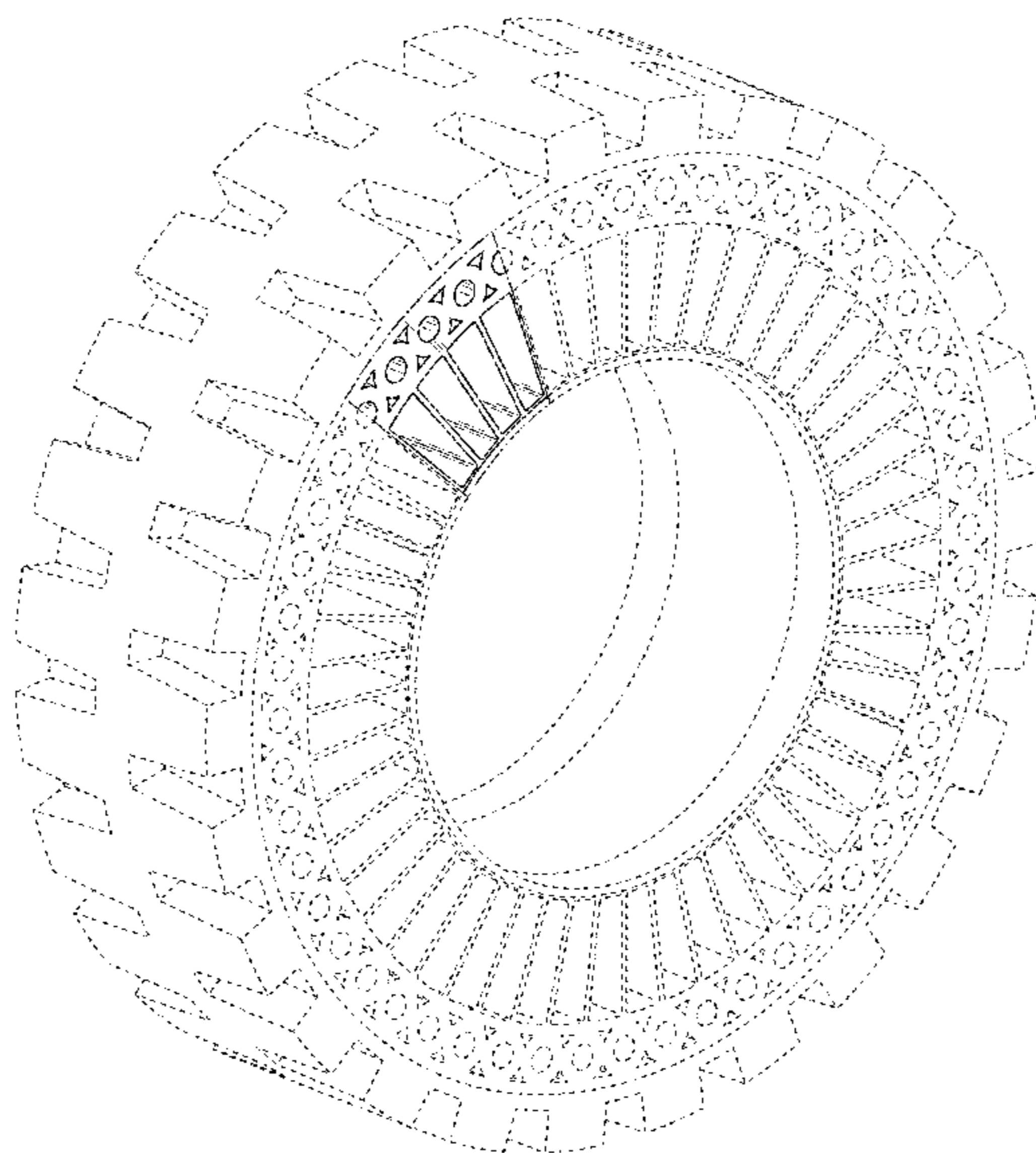
The dashed broken lines illustrate structure or features which form no part of the claimed design.

The dot-dash broken lines illustrate boundaries of the claimed design; the dot-dash lines form no part of the claimed design.

The drawings include surface shading, which represents contour and not surface ornamentation. Elements without shading in FIGS. 1 and 2 are through holes.

(Continued)

1 Claim, 3 Drawing Sheets



(56)

References Cited

U.S. PATENT DOCUMENTS

5,042,544 A 8/1991 Dehasse
 5,223,599 A 6/1993 Gajewski
 5,343,916 A 9/1994 Duddey et al.
 D401,896 S 12/1998 Chandler et al.
 6,615,885 B1 9/2003 Ohm
 6,681,822 B2 1/2004 Adams et al.
 D499,065 S * 11/2004 Shapiro D12/501
 6,845,796 B2 1/2005 Katoh et al.
 D507,522 S 7/2005 Becker et al.
 D536,298 S * 2/2007 Becker D12/605
 7,174,936 B2 2/2007 Becker et al.
 D548,681 S 8/2007 Becker et al.
 D602,852 S * 10/2009 Laskowitz D12/570
 D615,920 S * 5/2010 Kline D12/570
 8,056,593 B2 11/2011 Palinkas et al.
 8,091,596 B2 1/2012 Louden
 8,104,524 B2 1/2012 Manesh et al.
 8,109,308 B2 2/2012 Manesh et al.
 8,176,957 B2 5/2012 Manesh et al.
 8,555,941 B2 * 10/2013 Perron B60C 7/18
 152/246
 D727,247 S * 4/2015 Martin D12/570
 2007/0029020 A1 2/2007 Wietharn et al.
 2007/0119531 A1 5/2007 Steinke et al.
 2009/0120548 A1 5/2009 Norbits
 2009/0211674 A1 8/2009 Hanada et al.
 2009/0211678 A1 * 8/2009 Palinkas B29D 30/02
 152/209.18
 2009/0211681 A1 8/2009 Palinkas et al.
 2010/0132858 A1 6/2010 Arakawa et al.
 2011/0024008 A1 2/2011 Manesh et al.
 2011/0079335 A1 4/2011 Manesh et al.
 2012/0060991 A1 3/2012 Mun et al.
 2012/0193004 A1 * 8/2012 Anderson B60C 7/105
 152/310
 2012/0234444 A1 * 9/2012 Palinkas B60C 7/18
 152/246
 2012/0241062 A1 9/2012 Manesh et al.
 2012/0247635 A1 10/2012 Manesh et al.
 2013/0240272 A1 * 9/2013 Gass B60B 9/00
 180/54.1
 2013/0287882 A1 10/2013 Wilson
 2014/0000777 A1 * 1/2014 Choi B60C 7/18
 152/246
 2014/0034219 A1 2/2014 Chadwick et al.
 2014/0062168 A1 3/2014 Martin et al.
 2014/0062169 A1 3/2014 Martin et al.
 2014/0062170 A1 3/2014 Martin et al.
 2014/0062171 A1 3/2014 Martin et al.
 2014/0062172 A1 3/2014 Martin et al.

2014/0083581 A1 3/2014 Schaedler et al.
 2014/0110024 A1 4/2014 Anderfaas et al.
 2014/0159280 A1 6/2014 Martin et al.
 2014/0238561 A1 8/2014 Choi et al.
 2014/0251518 A1 9/2014 Abe et al.
 2015/0251493 A1 * 9/2015 Ma B60C 7/14
 152/80

FOREIGN PATENT DOCUMENTS

JP D1446802 6/2012
 JP D1446806 6/2012
 JP D1446808 6/2012
 JP D1447054 6/2012
 JP D1447056 6/2012
 JP D1447059 6/2012

OTHER PUBLICATIONS

Toxel, "Innovative Airless Tires by Michelin," <<http://www.toxel.com/tech/2009/07/05/innovative-airless-tires-by-michelin/>>, Jul. 5, 2009.
 CORE77, "Innovation Gets Tired, Part 1: The Non-Pneumatic Tire," <http://www.core77.com/blog/transportation/innovation_gets_tired_part_1_the_non-pneumatic_tire_21410.asp>, Dec. 27, 2011.
 Resilienttech, "Non-Pneumatic Tire (NPT)," <<http://www.resilient-tech.com/products/non-pneumatic-tire>>, copyright 2011.
 Soldiersystems, "Solic—Polaris Defense Non-Pneumatic Tire," <<http://soldiersystems.net/2012/05/22/solic-polaris-defense-non-pneumatic-tire/>>, May 22, 2012.
 Caterpillar®, "Introducing the Cat® generation II Flexport™ tires available in 3 different tread options for SSL, wheel loader applications," Sep. 2011.
 Caterpillar®, "Cat® Flexport™ Tires for Skid Steer Loaders," copyright 2005.
 Caterpillar®, "Caterpillar Introduces Next Generation of Flexport™ Tires for Wheel Loaders," available Mar. 2010.
 U.S. Appl. No. 29/517,580 of Kevin Martin et al., titled "Tire Tread," filed Feb. 13, 2015.
 U.S. Appl. No. 29/449,654 of Kevin L. Martin et al., titled "Non-Pneumatic Tire," filed Mar. 15, 2013.
 U.S. Appl. No. 29/449,765 of Kevin L. Martin et al., titled "Surface Pattern for a Tire," filed Mar. 15, 2013.
 U.S. Appl. No. 29/510,679 of Kevin Martin, titled "Urethane Tire," filed Dec. 2, 2014.
 U.S. Appl. No. 29/532,829 of Kevin L. Martin, titled "Compression Tire," filed Jul. 10, 2015.

* cited by examiner

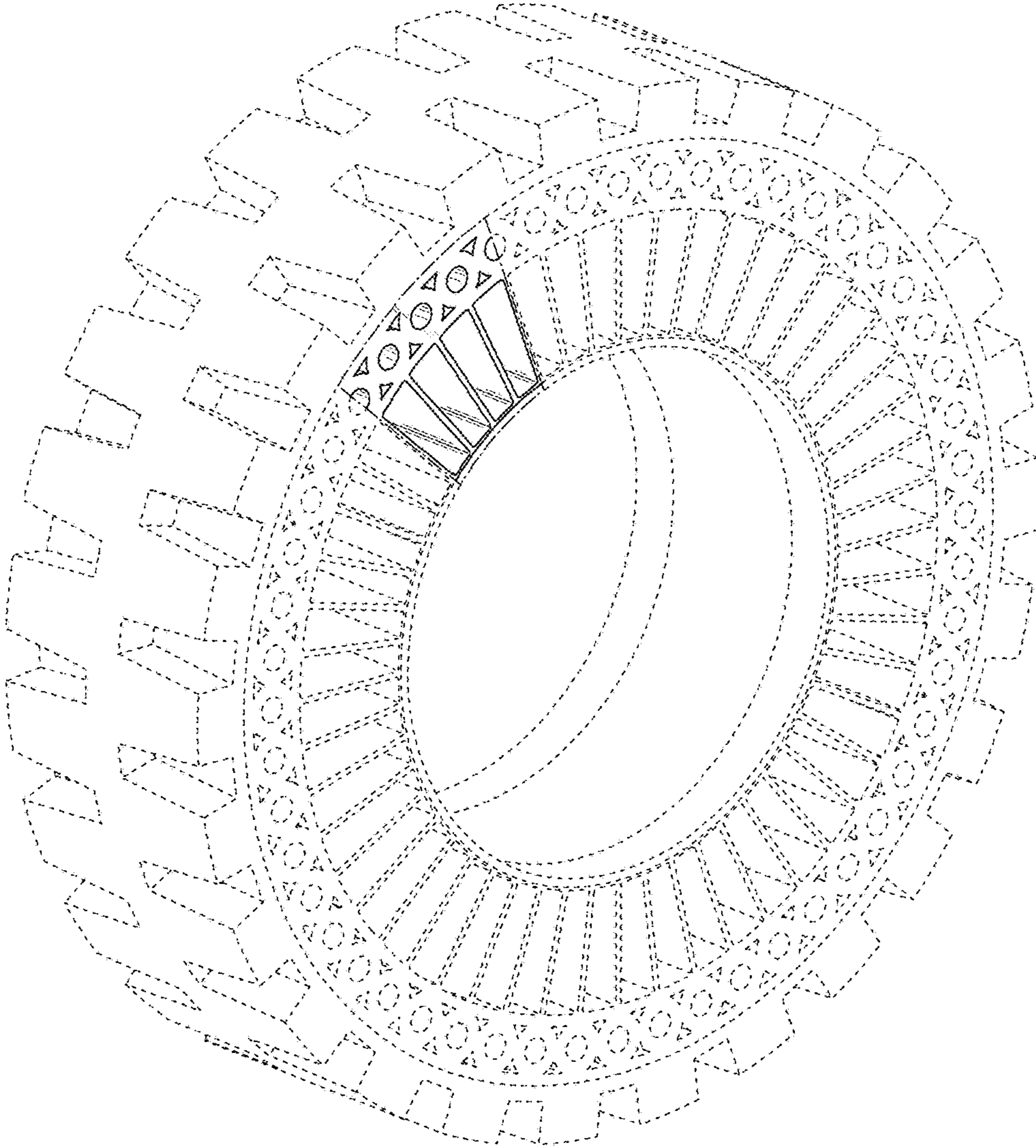


Fig. 1

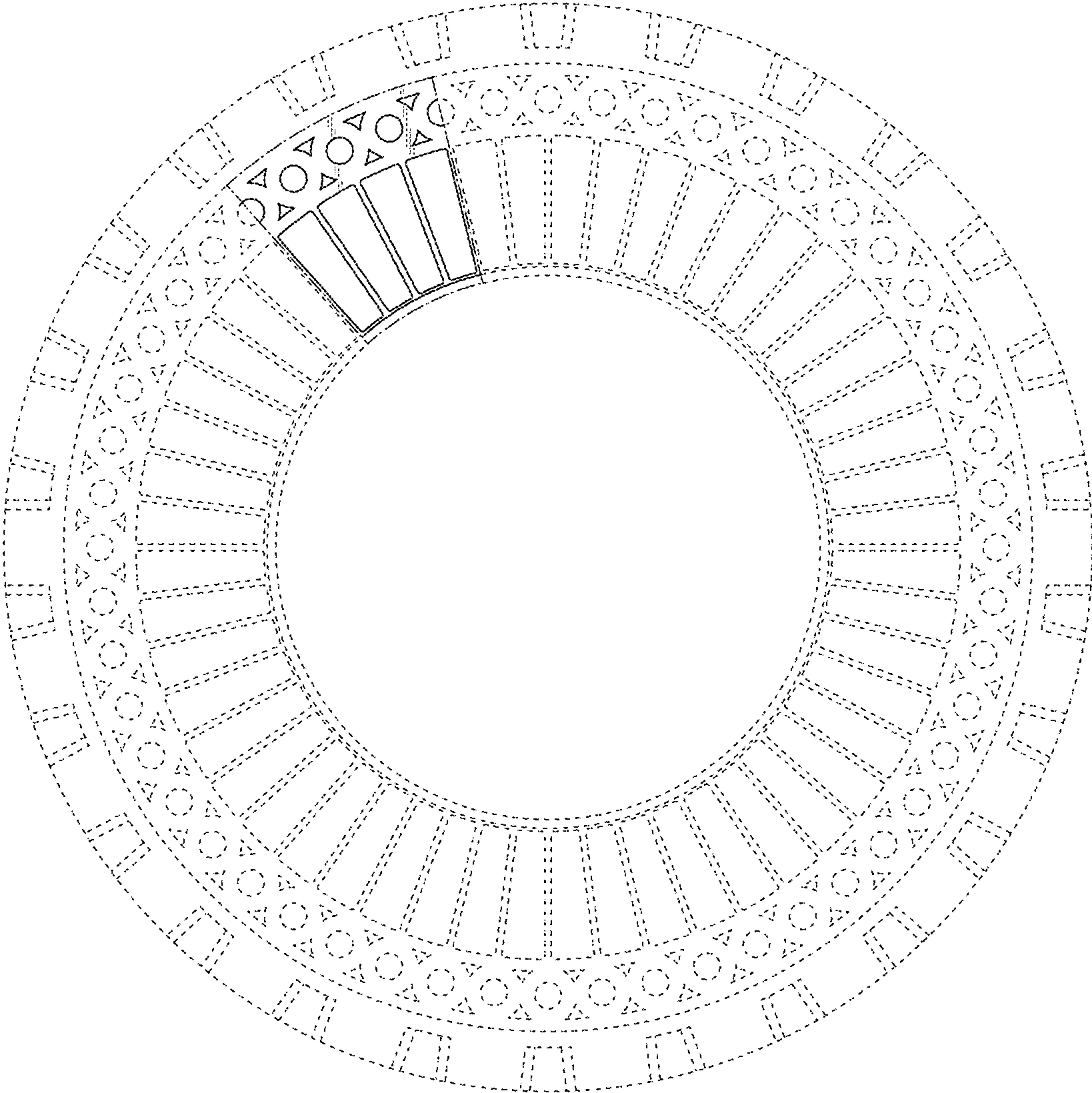


Fig. 2

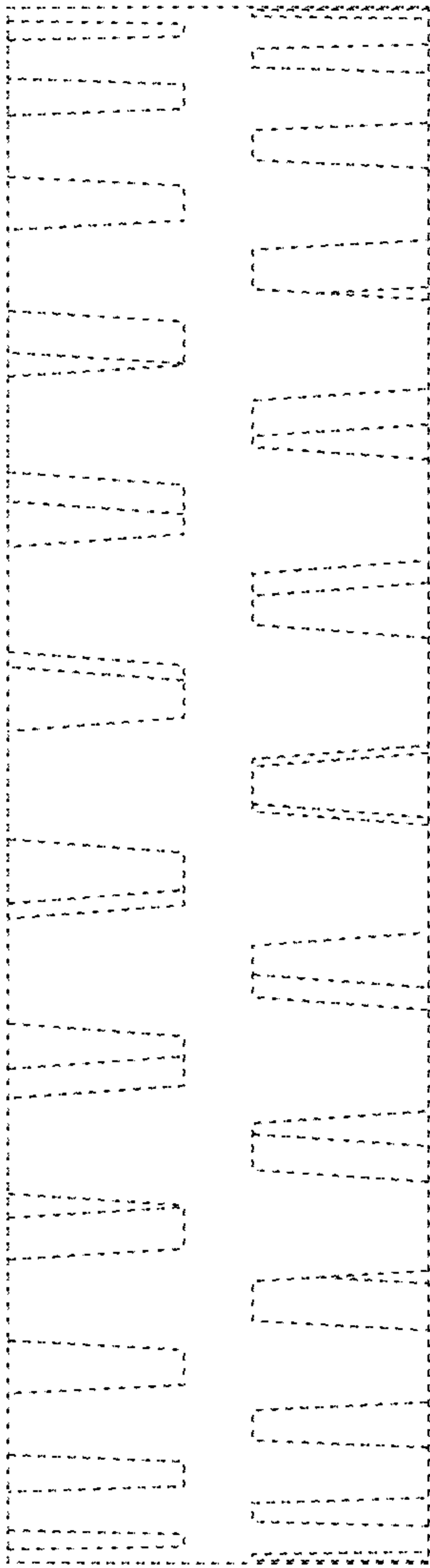


Fig. 3

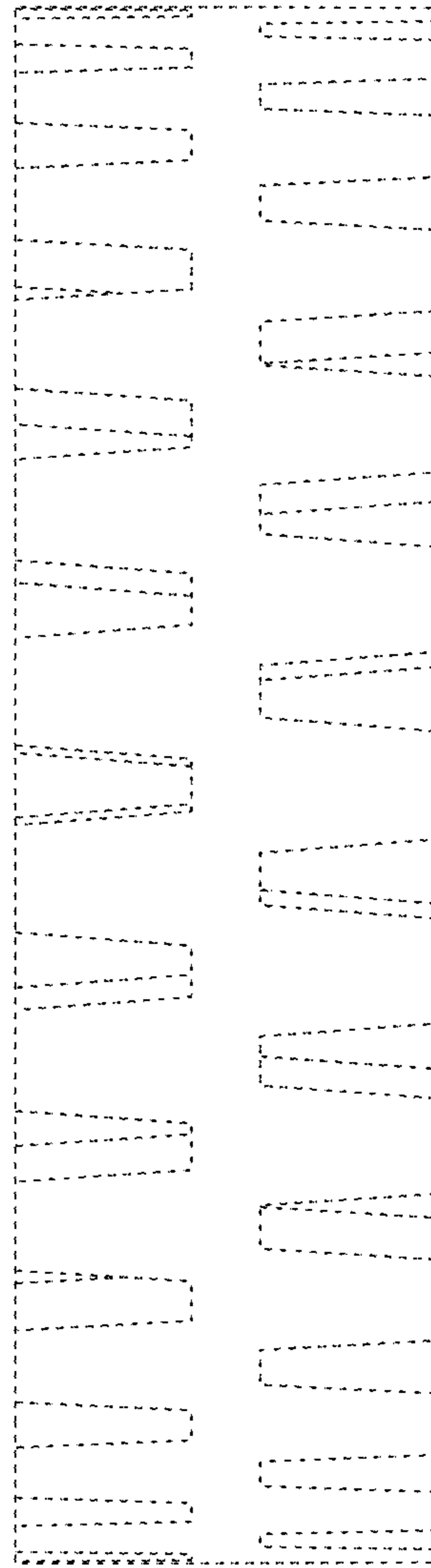


Fig. 4