



US00D773381S

(12) **United States Design Patent**  
**Chen**

(10) **Patent No.:** **US D773,381 S**

(45) **Date of Patent:** **\*\* Dec. 6, 2016**

(54) **TIRE**  
(71) Applicant: **CHENG SHIN RUBBER (XIAMEN) IND., LTD.**, Xiamen, Fujian (CN)  
(72) Inventor: **Shiu-Hsiung Chen**, Xiamen (CN)  
(73) Assignee: **CHENG SHIN RUBBER (XIAMEN) IND., LTD.**, Xiamen (CN)

D700,130 S \* 2/2014 Chen ..... D12/579  
D701,823 S \* 4/2014 Lo ..... D12/544  
D740,206 S \* 10/2015 Lo ..... D12/544  
D744,407 S \* 12/2015 Chen ..... D12/579  
D744,408 S \* 12/2015 Chen ..... D12/579  
D744,413 S \* 12/2015 Chen ..... D12/599  
D751,029 S \* 3/2016 Chen ..... D12/544  
D751,030 S \* 3/2016 Chen ..... D12/544

(\*\*) Term: **14 Years**  
(21) Appl. No.: **29/525,168**  
(22) Filed: **Apr. 28, 2015**

(30) **Foreign Application Priority Data**

Mar. 20, 2015 (CN) ..... 2015 3 0067517

(51) **LOC (10) Cl.** ..... **12-15**  
(52) **U.S. Cl.**  
USPC ..... **D12/544**  
(58) **Field of Classification Search**  
USPC ..... D12/500-579; 152/209.12  
CPC .. B60C 11/0306; B60C 11/11; B60C 11/0318;  
B60C 2200/14

See application file for complete search history.

(56) **References Cited**

**U.S. PATENT DOCUMENTS**

D459,289 S \* 6/2002 Lo ..... D12/544  
D531,110 S \* 10/2006 Miyazaki ..... D12/579  
D612,797 S \* 3/2010 Lo ..... D12/544  
D654,012 S \* 2/2012 Lo ..... D12/579

**OTHER PUBLICATIONS**

UTV SXS. Cheng Shin Behemoth Rear Tire. 2014 [earliest online date], [site visited Sep. 7, 2016]. Available from Internet, <URL:http://www.utvsxs.com/utv-sxs-rzr-parts/product/cheng-shin-behemoth-rear-tire-26x11-00r-14-position-rear-rim-size-14-tire-application-all-terrain-tire-size-26x11x14-tire-type-atvutv-tire-ply-8-tm005468g0/>.\*

\* cited by examiner

*Primary Examiner* — Robert M Spear  
*Assistant Examiner* — Darcey E Heflin

(57) **CLAIM**

The ornamental design for a tire, as shown and described.

**DESCRIPTION**

FIG. 1 is a first perspective view of a tire showing my new design;


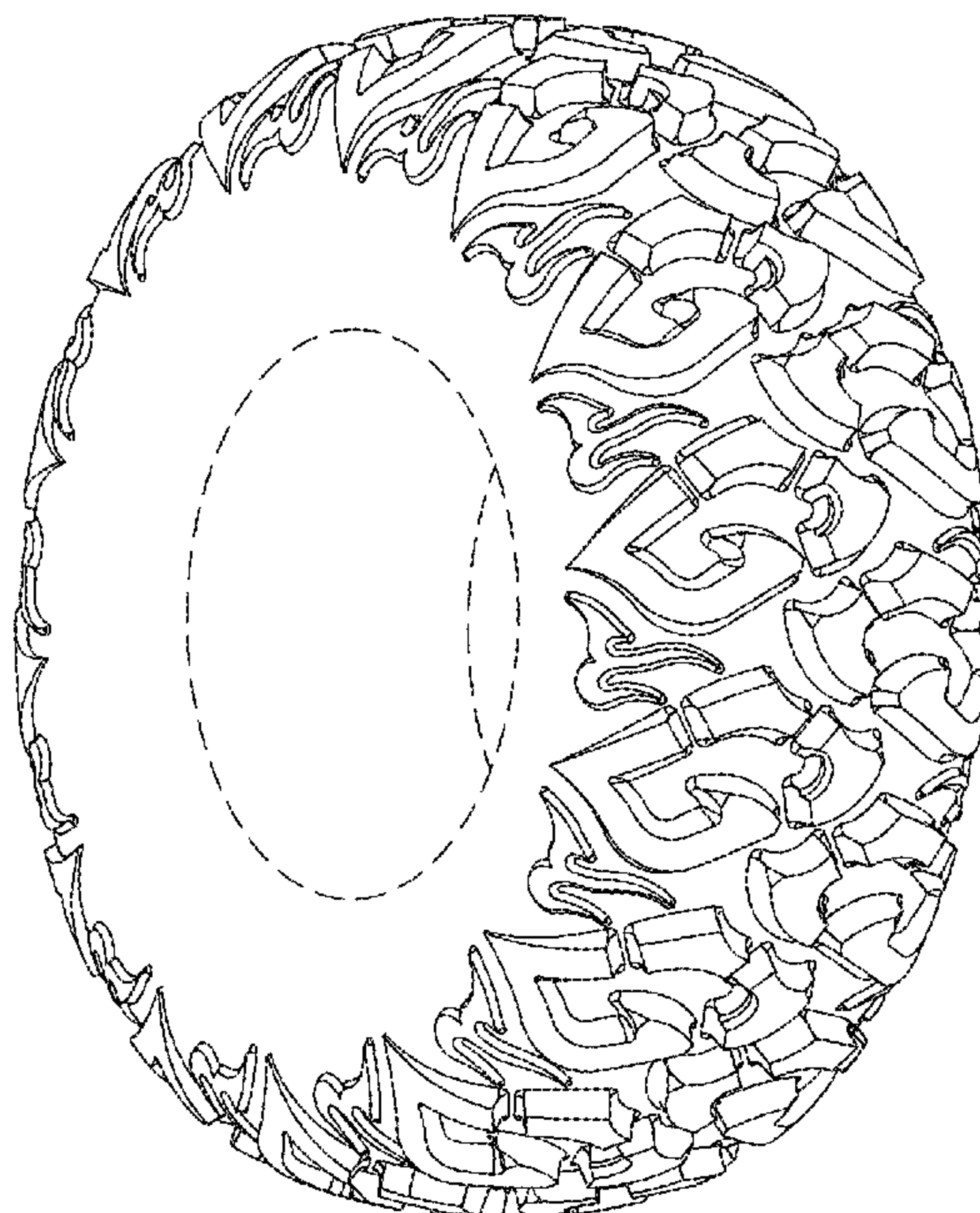
FIG. 2 is a second perspective view thereof;

FIG. 3 is a left side view thereof; and,

FIG. 4 is a front elevational view thereof.

In the drawings, the broken lines showing a tire inner bead depict the claim boundaries and form no part of the claim.

**1 Claim, 4 Drawing Sheets**



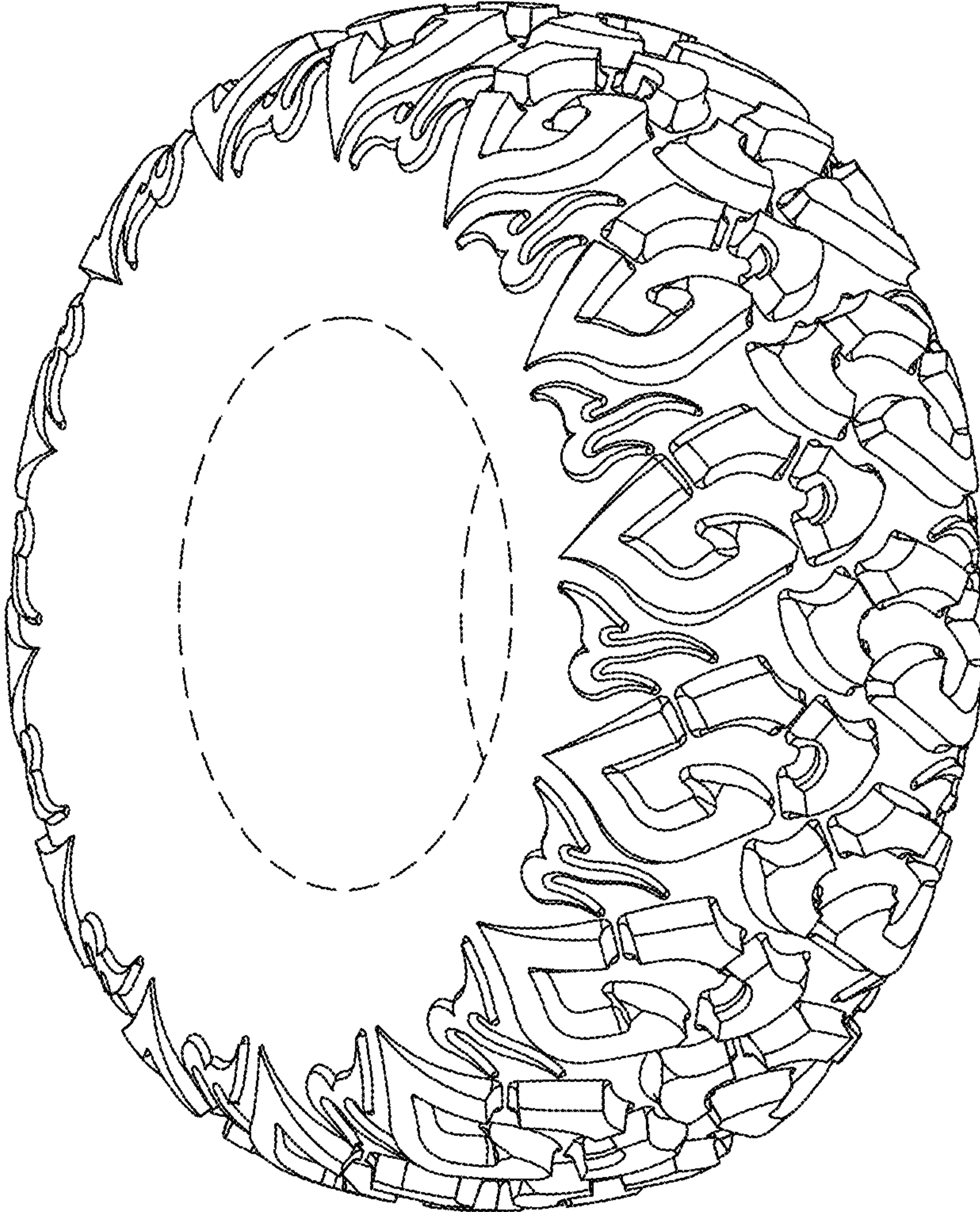


FIG. 1



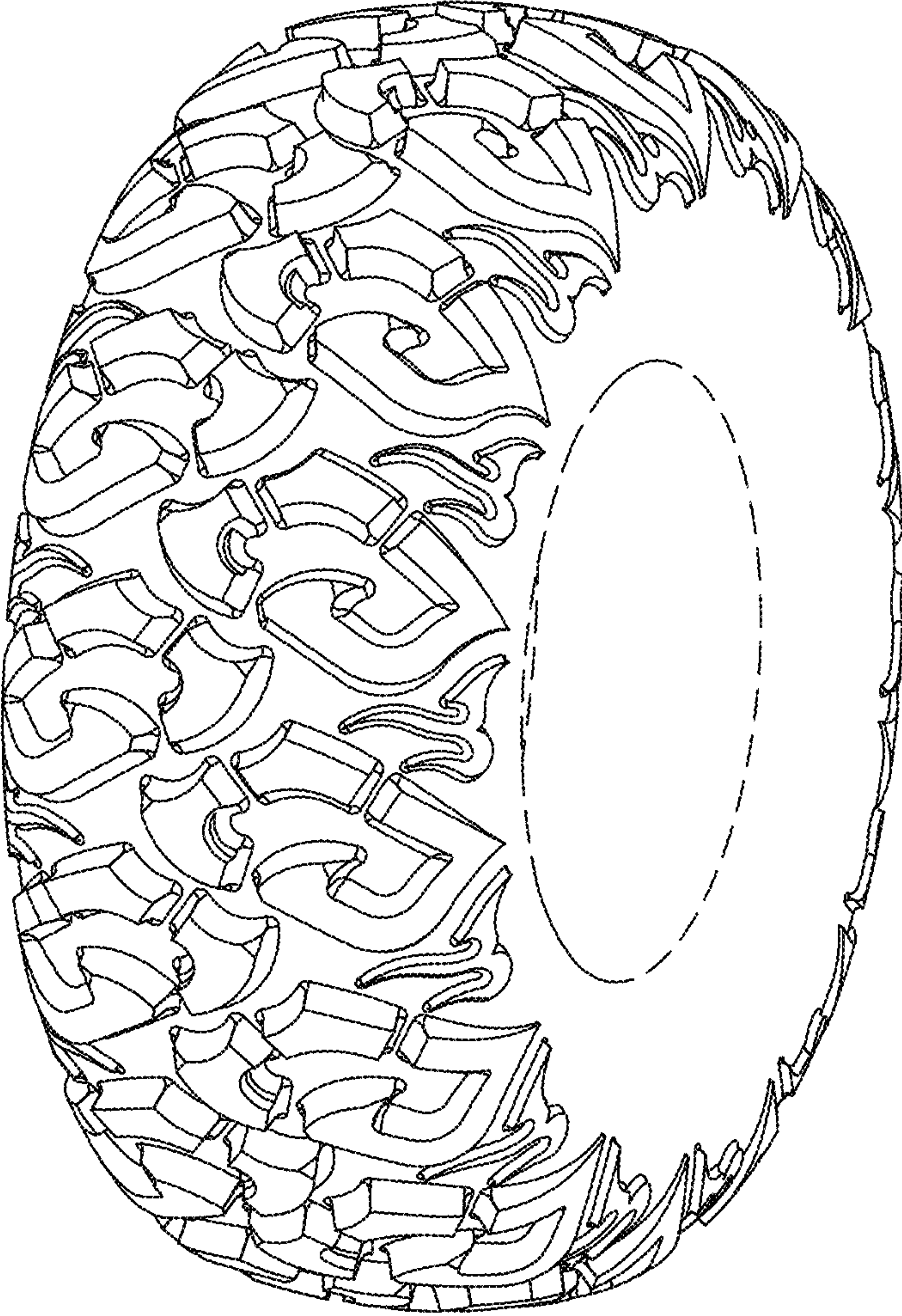


FIG. 2




FIG. 3




FIG. 4