



US00D773375S

(12) **United States Design Patent** (10) **Patent No.:** **US D773,375 S**
Kasparian et al. (45) **Date of Patent:** **** Dec. 6, 2016**

(54) **OVERHEAD PANEL FOR A COCKPIT**

(71) Applicant: **Gulfstream Aerospace Corporation,**
Savannah, GA (US)

(72) Inventors: **Aram Kasparian,** Savannah, GA (US);
Andrew Fulford, Northville, MI (US);
Chris Finney, Savannah, GA (US)

(73) Assignee: **Gulfstream Aerospace Corporation,**
Savannah, GA (US)

(**) Term: **14 Years**

(21) Appl. No.: **29/506,154**

(22) Filed: **Oct. 13, 2014**

(51) **LOC (10) Cl.** **12-07**

(52) **U.S. Cl.**
USPC **D12/345**

(58) **Field of Classification Search**
USPC D6/336, 384, 653, 654, 665, 657, 663,
D6/672, 573; D7/602, 603, 614; D12/319,
D12/323, 325, 336, 345, 192, 423, 415, 416,
D12/179, 180, 182; D21/436, 447, 448,
D21/449, 453; D14/125-134, 307, 336, 371
CPC B64C 13/04; B64D 11/0007; B64D
11/0015; B64D 11/003; B64D 11/04; B64D
2011/0046; B64D 11/0629; B64B 1/10
See application file for complete search history.

(56) **References Cited**

U.S. PATENT DOCUMENTS

D553,554 S * 10/2007 Figueiredo D12/415
D556,107 S * 11/2007 Figueiredo D12/192

D589,870 S * 4/2009 Saint-Jalmes D12/345
D591,799 S * 5/2009 Yang D14/307
D628,199 S * 11/2010 Yukikado D14/371
D630,142 S * 1/2011 da Silveira D12/192
D637,595 S * 5/2011 Mizusugi D14/303
D682,771 S * 5/2013 Amante D12/192
D689,007 S * 9/2013 Littlechild D12/345
D689,009 S * 9/2013 Littlechild D12/345
D689,010 S * 9/2013 Littlechild D12/345
D697,862 S * 1/2014 Nemeth D12/192
9,126,677 B1 * 9/2015 Curtis B64C 19/00

* cited by examiner

Primary Examiner — Robert M Spear

Assistant Examiner — Marissa J Cash

(74) *Attorney, Agent, or Firm* — Lorenz & Kopf LLP
(LKGGlobal)

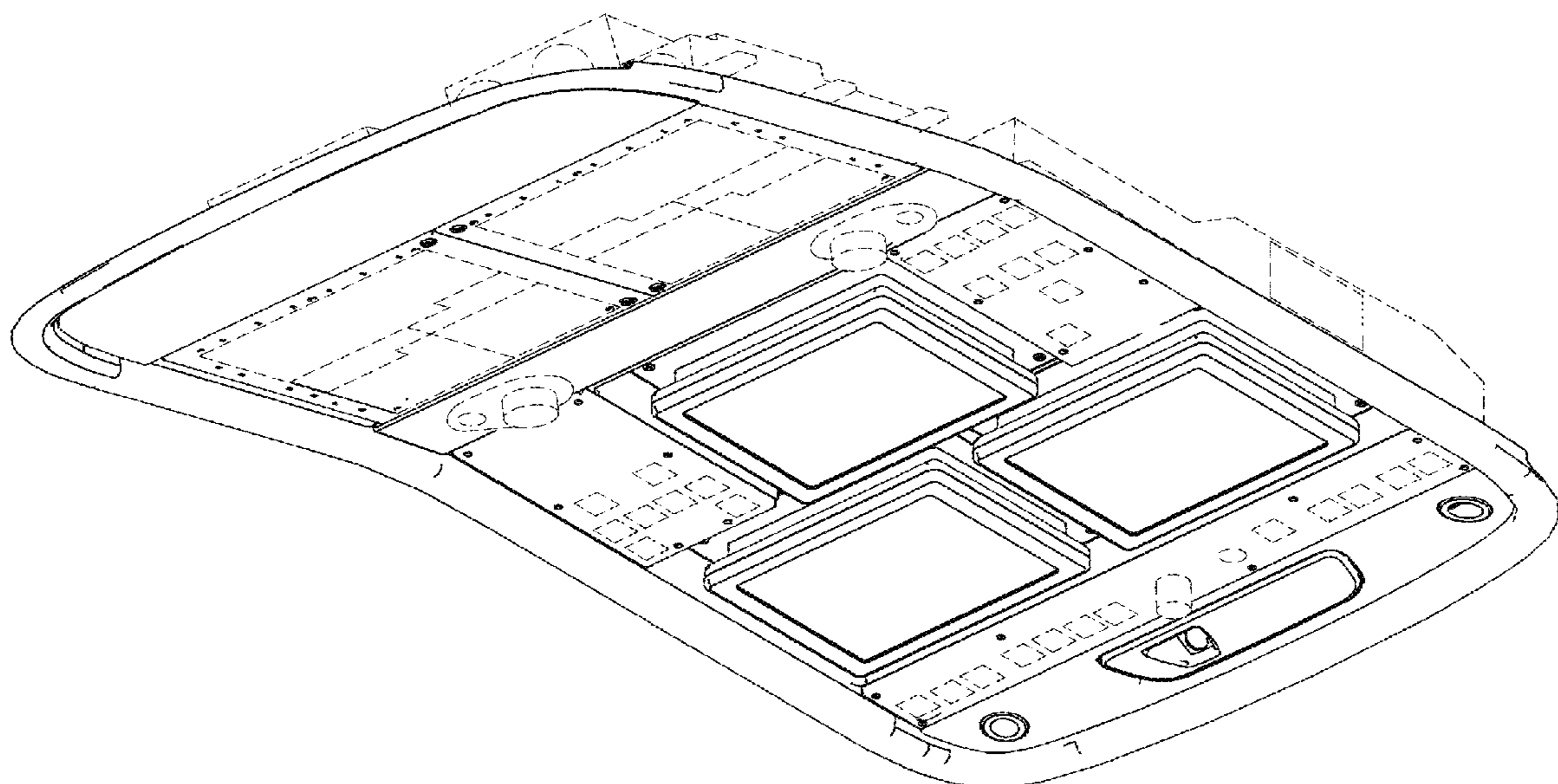
(57) **CLAIM**

The ornamental design for an overhead panel for a cockpit,
as shown and described.

DESCRIPTION

FIG. 1 is a front perspective view of an overhead panel for
a cockpit;
FIG. 2 is a bottom view thereof, the top view forming no part
of the claimed design;
FIG. 3 is a front view thereof;
FIG. 4 is a back view thereof;
FIG. 5 is a first side view thereof; and,
FIG. 6 is a second side view thereof.
The broken lines illustrate environment and structure that
form no part of the claimed design.

1 Claim, 5 Drawing Sheets



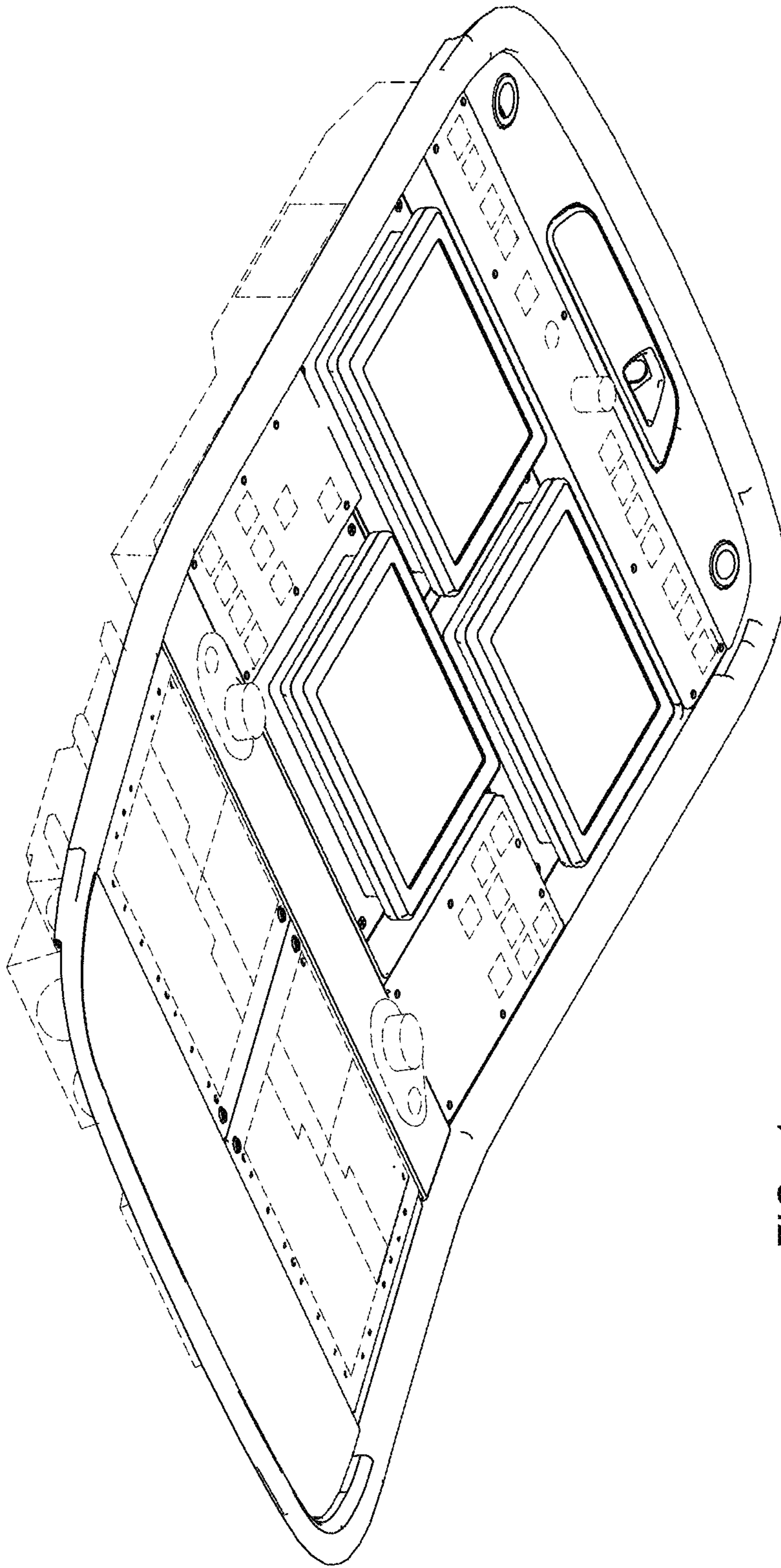


FIG-1

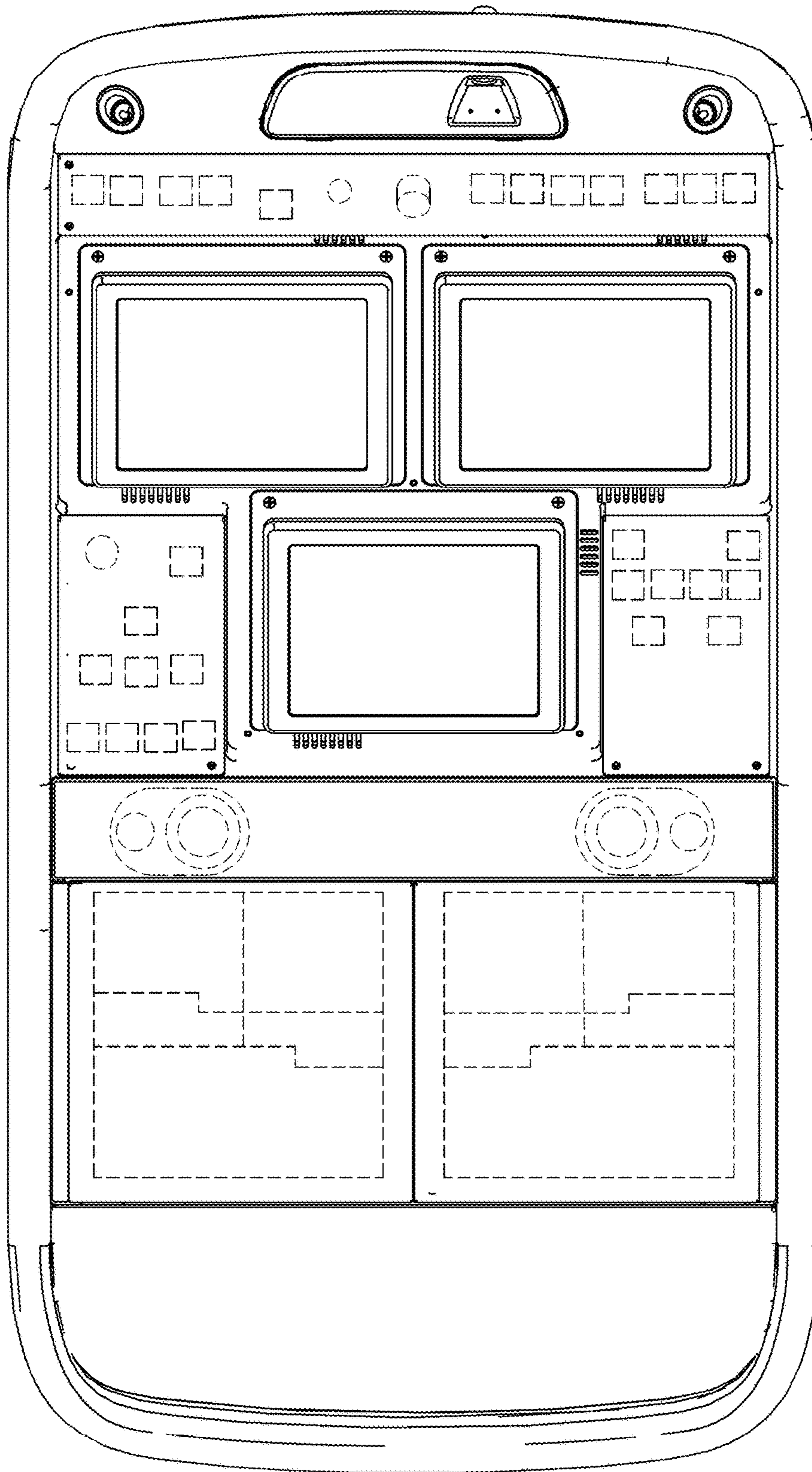


FIG - 2

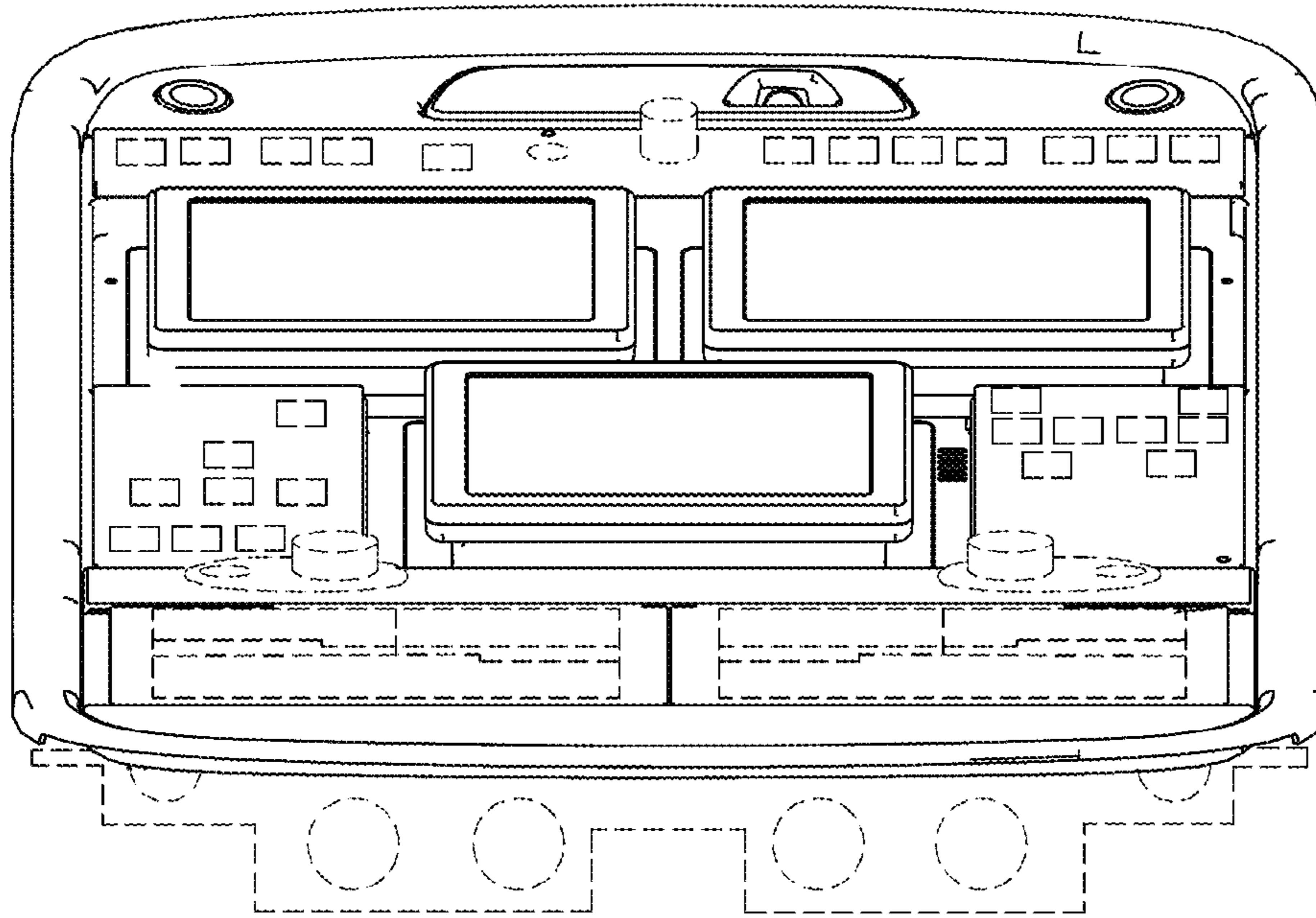


FIG - 3

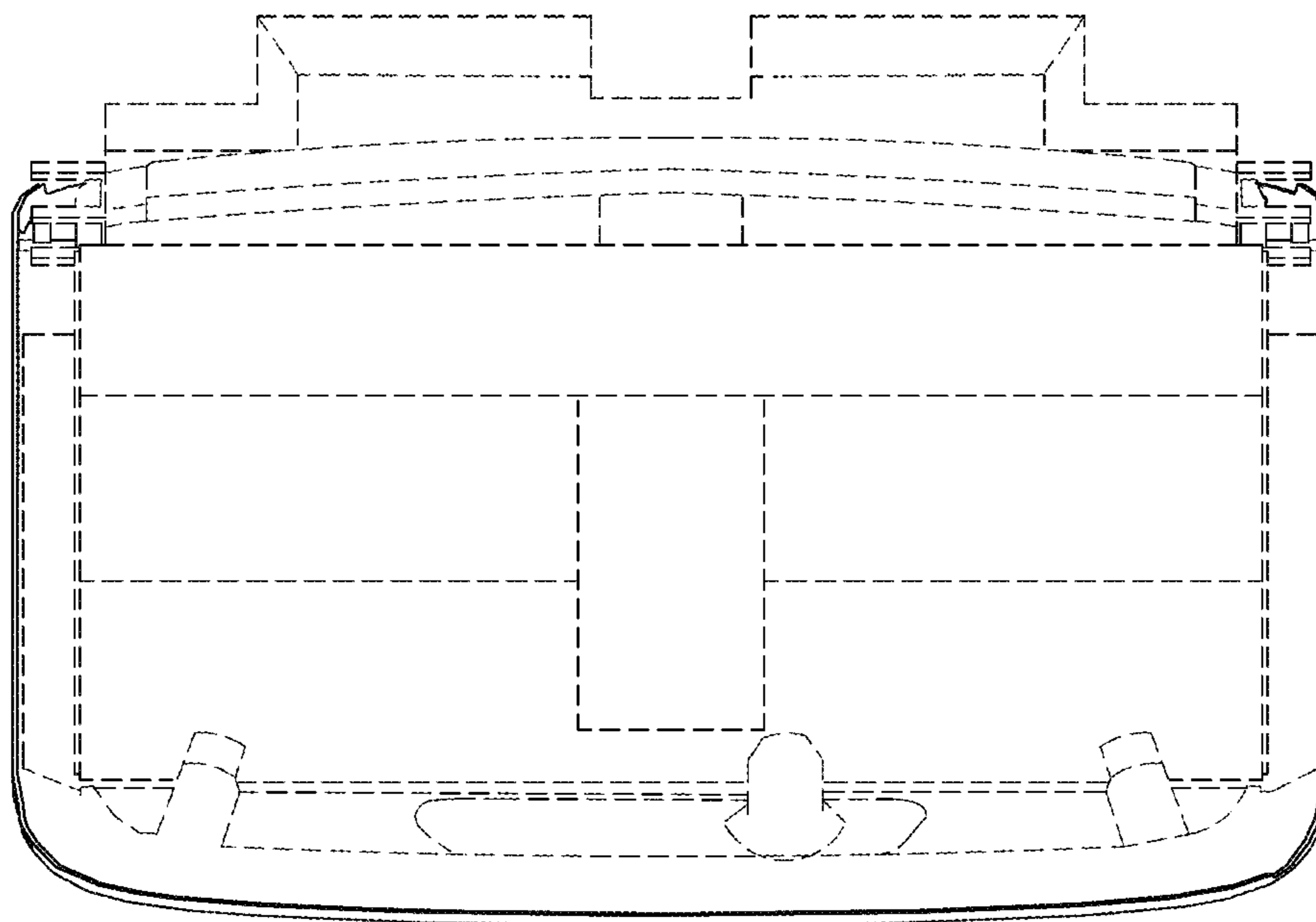


FIG - 4

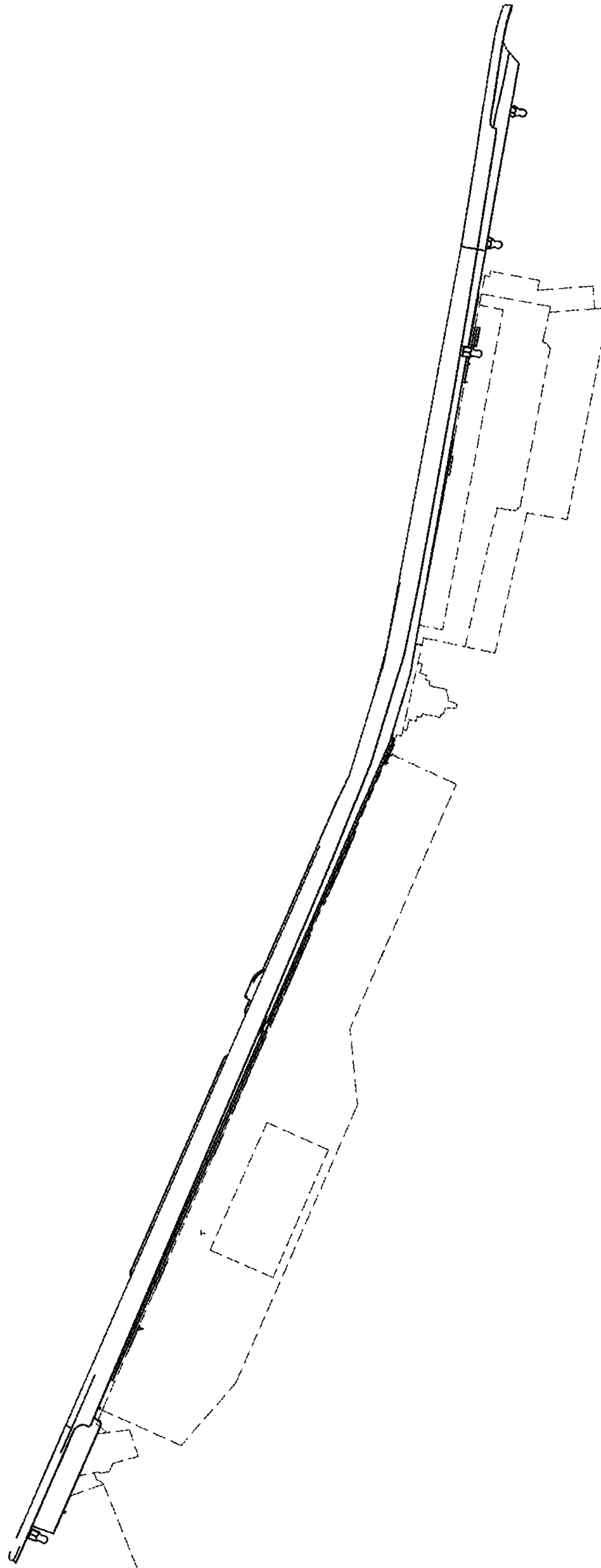


FIG - 5

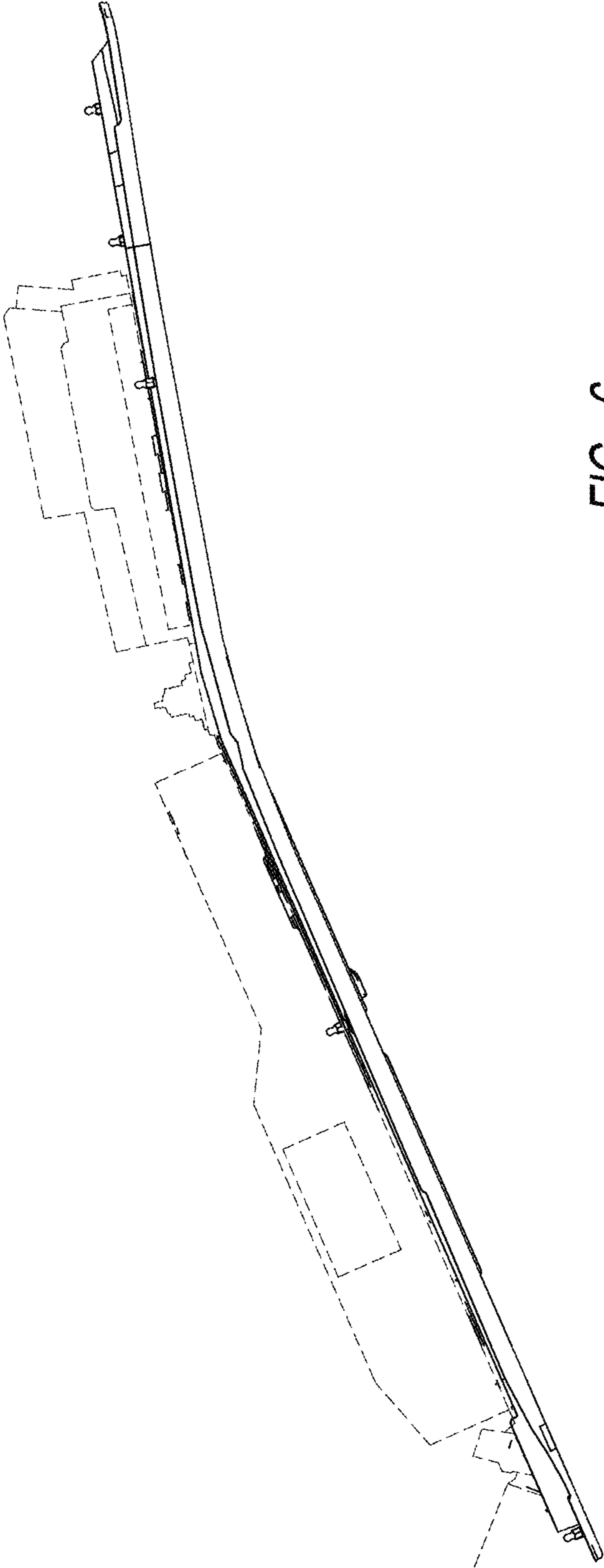


FIG - 6