



US00D773361S

(12) **United States Design Patent** (10) **Patent No.:** **US D773,361 S**
Kim (45) **Date of Patent:** **** Dec. 6, 2016**

(54) **FENDER PANEL OF CAR**
(71) Applicant: **GM GLOBAL TECHNOLOGY OPERATIONS LLC**, Detroit, MI (US)

(72) Inventor: **Tae Ho Kim**, Incheon (KR)

(73) Assignee: **GM GLOBAL TECHNOLOGY OPERATIONS LLC**, Detroit, MI (US)

(**) Term: **15 Years**

(21) Appl. No.: **29/530,727**

(22) Filed: **Jun. 18, 2015**

(30) **Foreign Application Priority Data**

Dec. 22, 2014 (KR) 30-2014-0062464

(51) **LOC (10) Cl.** **12-16**

(52) **U.S. Cl.**
USPC **D12/184**; D12/181

(58) **Field of Classification Search**
USPC D12/86, 90-92, 184-186, 190, 196;
D21/424-425, 433-434

CPC B60R 13/04; B60R 19/54; B62D 25/12;
B62D 27/026; B62D 35/005; B60J 5/0412
See application file for complete search history.

(56) **References Cited**

U.S. PATENT DOCUMENTS

D566,621 S * 4/2008 Lukasak D12/92
D582,314 S * 12/2008 Leclercq D12/92
D598,346 S * 8/2009 Buduo D12/184
D604,681 S * 11/2009 Nakamura D12/184
D654,413 S * 2/2012 Okumoto D12/184
D658,100 S * 4/2012 Kubo D12/184
D660,214 S * 5/2012 Cartabiano D12/184
D668,179 S * 10/2012 Kim D12/91

D696,612 S * 12/2013 Tada D12/184
D704,607 S * 5/2014 Thurber D12/184
D708,559 S * 7/2014 Kim D12/184

OTHER PUBLICATIONS

<https://www.youtube.com/watch?v=nHyvkifJO5c>—Published Apr. 3, 2015.*

<http://www.motortrend.com/news/2016-chevrolet-spark-first-look/>—Published Apr. 1, 2015.*

* cited by examiner

Primary Examiner — Manpreet Matharu

Assistant Examiner — Mojtaba Tehrani

(74) *Attorney, Agent, or Firm* — Ohlandt, Greeley, Ruggiero & Perle, L.L.P.

(57) **CLAIM**

The ornamental design for a fender panel of car, as shown and described.

DESCRIPTION

The patent or application file contains at least one photograph. Copies of this patent or patent application publication with the drawings and/or photographs will be provided by the Office upon request and payment of the necessary fee. FIG. 1 is a first perspective view of a new design for a fender panel of car as shown in the drawings;

FIG. 2 is a front elevation view;

FIG. 3 is a rear elevation view;

FIG. 4 is a first side elevation view;

FIG. 5 is a second side elevation view, opposite of the first side elevation view;

FIG. 6 is a top plan view;

FIG. 7 is a bottom plan view; and,

FIG. 8 is a second perspective view of a new design for a fender panel of car.

1 Claim, 8 Drawing Sheets
(8 of 8 Drawing Sheet(s) Filed in Color)

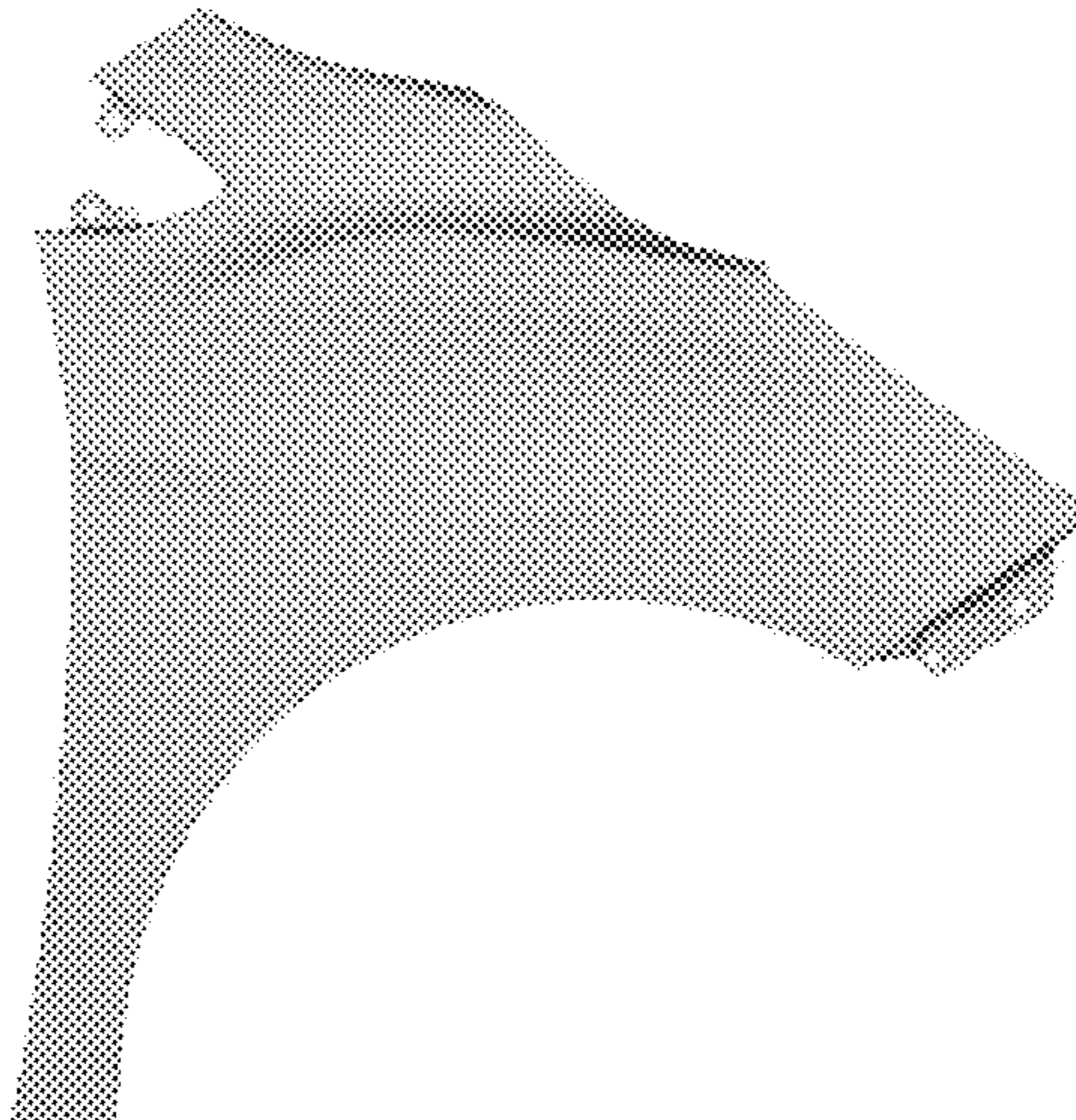


Fig. 1

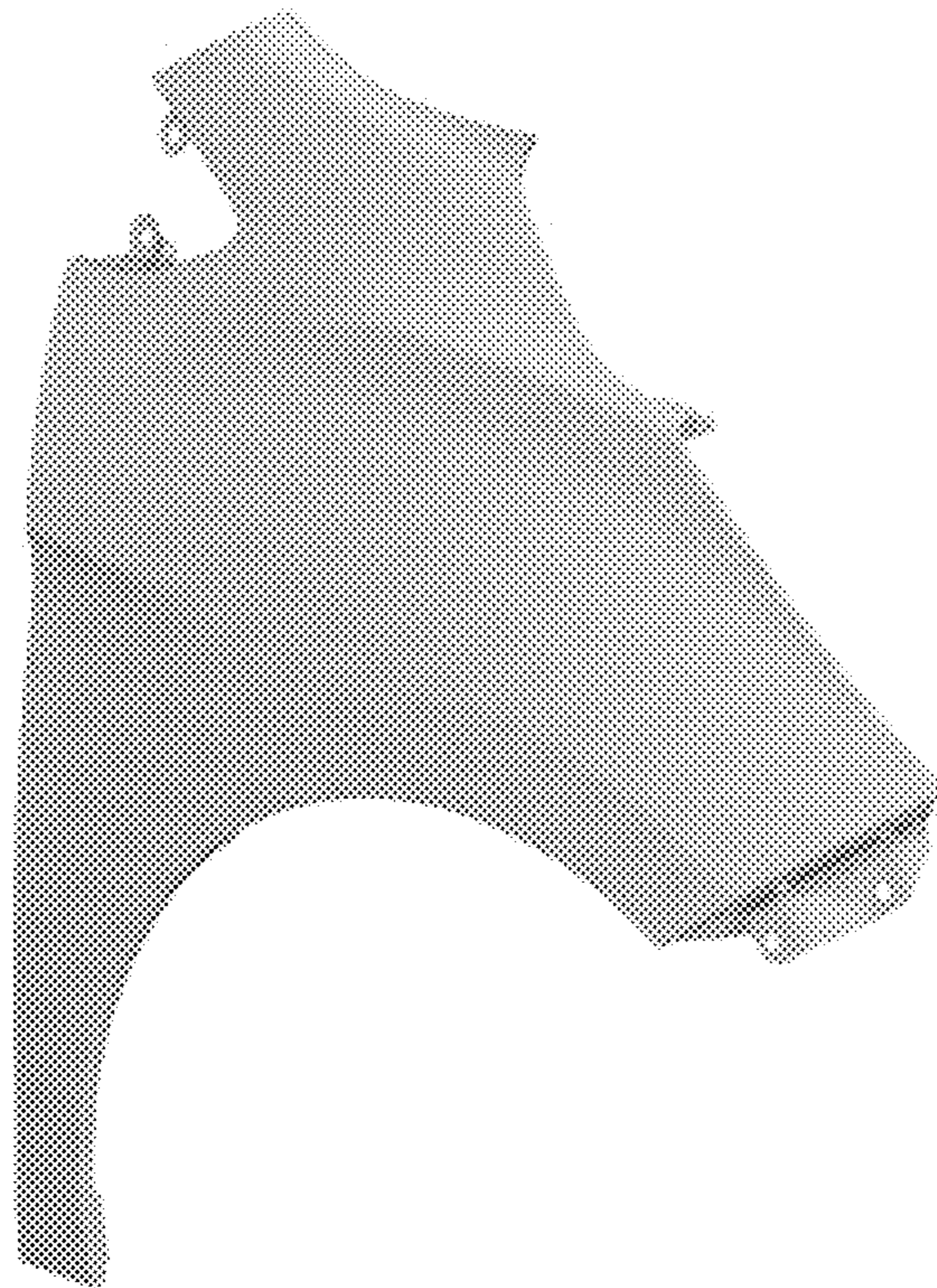


Fig. 2




Fig. 3




Fig. 4



Fig. 5




Fig. 6




Fig. 7




Fig. 8

