



US00D773346S

(12) **United States Design Patent** (10) **Patent No.:** **US D773,346 S**
Frei et al. (45) **Date of Patent:** **** Dec. 6, 2016**

(54) **RADIATOR GRILL FOR A VEHICLE**
(71) Applicant: **Daimler AG**, Stuttgart (DE)
(72) Inventors: **Michael Frei**, Sindelfingen (DE);
Robert Lesnik, Leonberg (DE);
Slavche Tanevski, Munich (DE);
Gorden Wagener, Gaeufelden (DE)
(73) Assignee: **Daimler AG**, Stuttgart (DE)
(**) Term: **14 Years**
(21) Appl. No.: **29/519,581**
(22) Filed: **Mar. 6, 2015**

(30) **Foreign Application Priority Data**

Sep. 8, 2014 (WO) DM/085171

(51) **LOC (10) Cl.** **12-16**

(52) **U.S. Cl.**
USPC **D12/163**

(58) **Field of Classification Search**
USPC D12/163, 196, 86, 90-92, 171, 169, 216;
180/68.1, 68.6; 293/193.11
CPC B62D 25/08; B62B 9/16; B60K 11/08;
B60R 19/52
See application file for complete search history.

(56) **References Cited**

U.S. PATENT DOCUMENTS

D537,019 S * 2/2007 Pfeiffer D12/163
D537,760 S * 3/2007 Pfeiffer D12/163
D585,796 S * 2/2009 Nagasaka D12/163
D626,896 S * 11/2010 Futschik D12/163

D629,723 S * 12/2010 Bauer D12/163
D656,869 S * 4/2012 Fetherston D12/163
D663,656 S * 7/2012 Frenzel D12/163
D670,213 S * 11/2012 Koehl D12/163
D671,461 S * 11/2012 Fetherston D12/163
D671,462 S * 11/2012 Fetherston D12/163
D686,544 S * 7/2013 Futschik D12/163
D687,355 S * 8/2013 Fetherston D12/163
D687,751 S * 8/2013 Futschik D12/163
D699,163 S * 2/2014 Janssen D12/164
D701,474 S * 3/2014 Fetherston D12/164
D704,602 S * 5/2014 Frenzel D12/164
D731,362 S * 6/2015 Gorsten Schuenemann .. D12/91
D733,618 S * 7/2015 Knothe D12/163
D748,539 S * 2/2016 Futschik D12/163
D754,036 S * 4/2016 Futschik D12/163

* cited by examiner

Primary Examiner — Melody N Brown

(74) *Attorney, Agent, or Firm* — Crowell & Moring LLP

(57) **CLAIM**

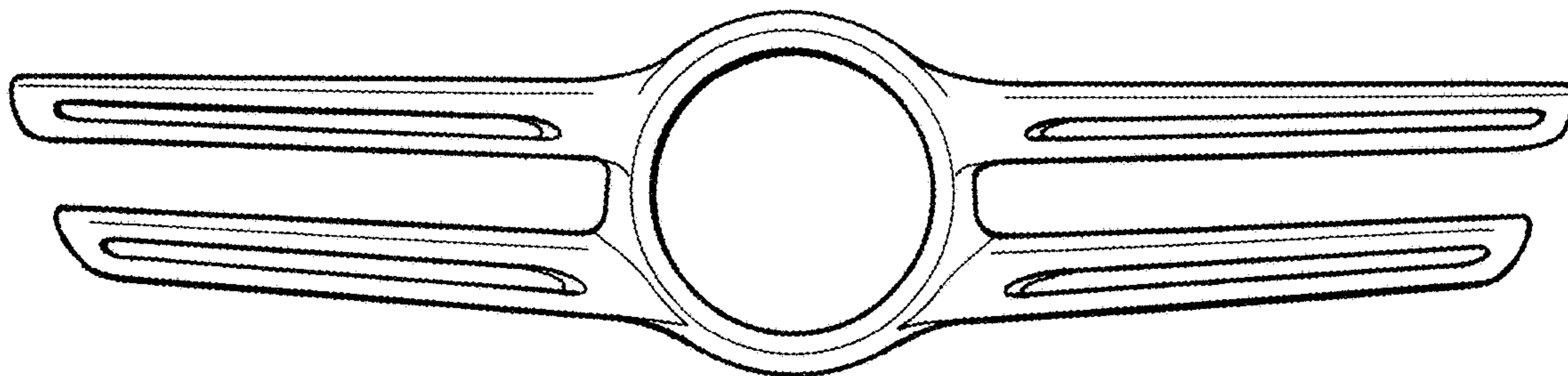
The ornamental design for a radiator grill for a vehicle, as shown and described.

DESCRIPTION

FIG. 1 is a left perspective view of a radiator grill for a vehicle according to the design;
FIG. 2 is a front view thereof;
FIG. 3 is a top view thereof;
FIG. 4 is a bottom view thereof; and,
FIG. 5 is a left side view thereof, the right side being mirror symmetrical.

The broken lines are for illustrative purposes only and form no part of the claimed design.

1 Claim, 2 Drawing Sheets



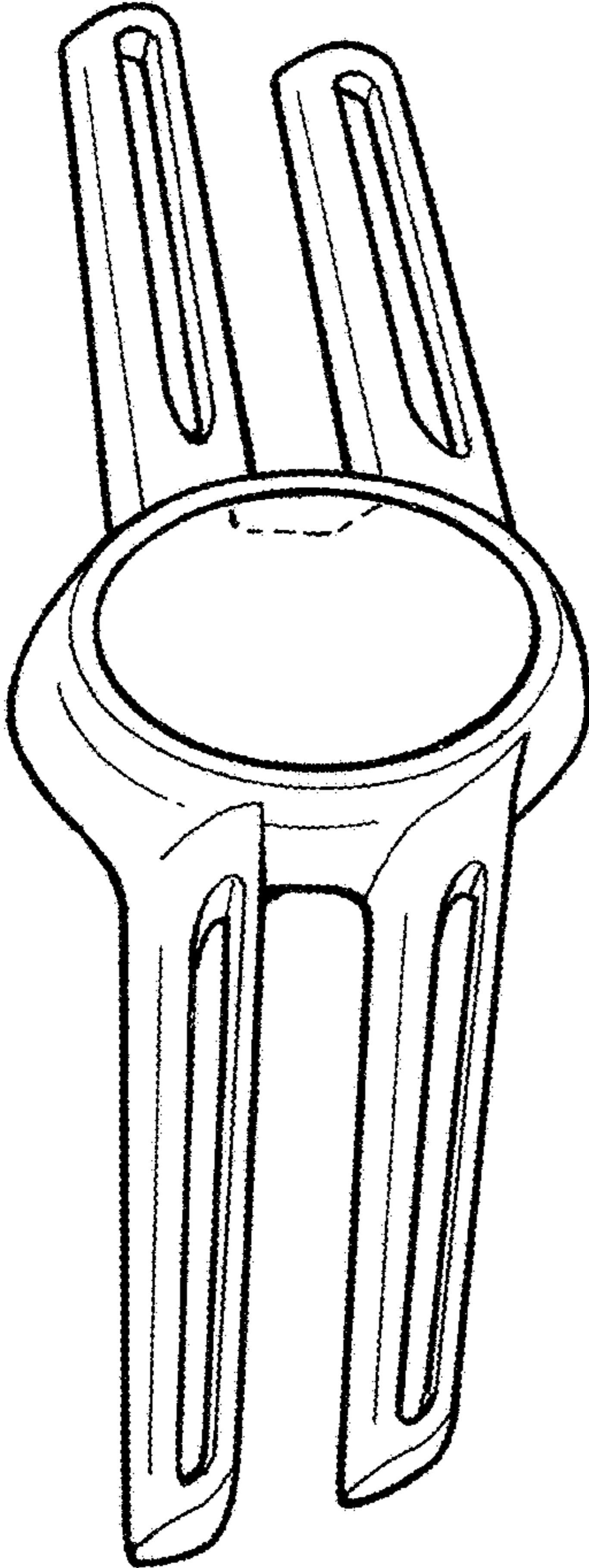


FIG. 1

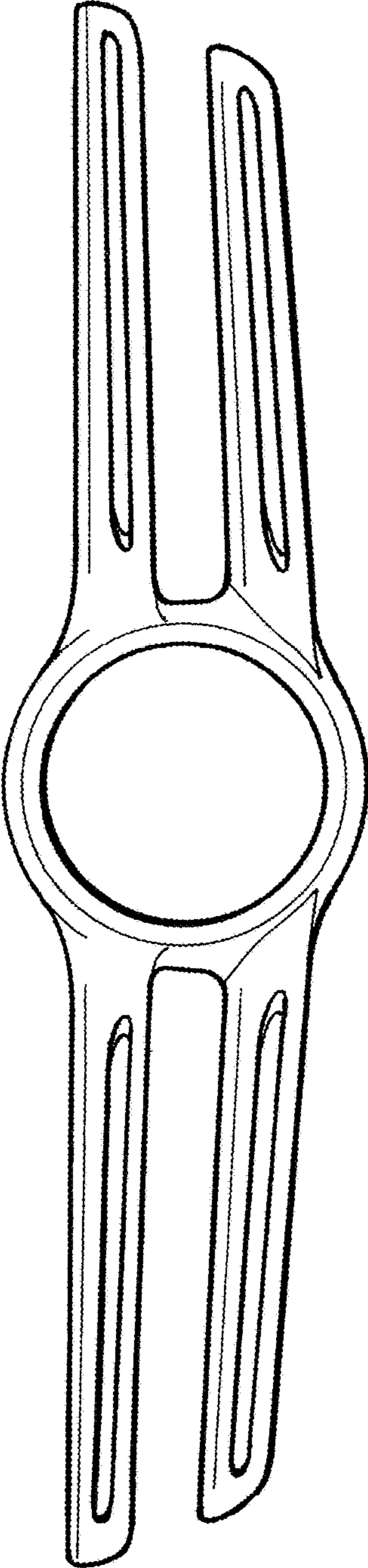


FIG. 2

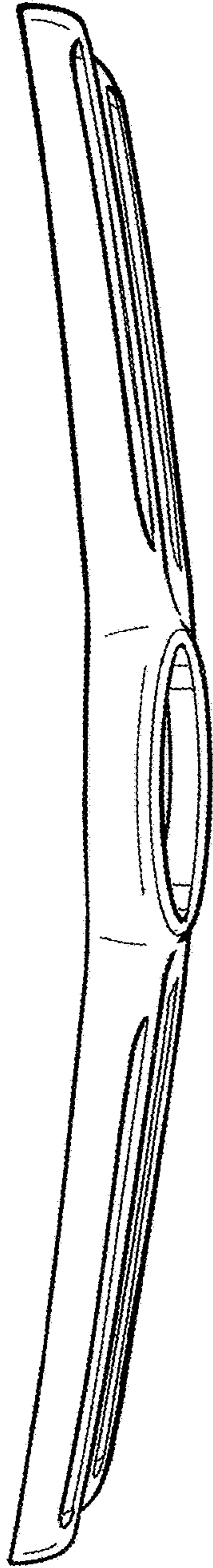


FIG. 3

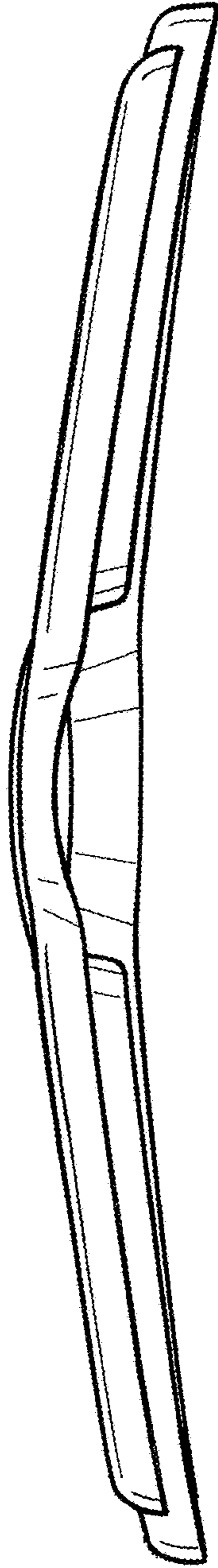


FIG. 4




FIG. 5