



US00D773333S

(12) **United States Design Patent**  
**Monachon**

(10) **Patent No.:** **US D773,333 S**  
(45) **Date of Patent:** **\*\* Dec. 6, 2016**

(54) **DIAL**  
(71) Applicant: **OMEGA LTD.**, Biel/Bienne (CH)

D710,735 S \* 8/2014 Monachon ..... D10/126  
D736,654 S \* 8/2015 Monachon ..... D10/126  
D738,227 S \* 9/2015 Monachon ..... D10/126

(72) Inventor: **Jean-Claude Monachon**, Bevaix (CH)

**OTHER PUBLICATIONS**

(73) Assignee: **OMEGA LTD.**, Biel/Bienne (CH)

Omega Speedmaster Apollo 13 Silver Snoopy Award Limited Edition Watch, as posted at "A Blog to Watch" [online], posted on Mar. 18, 2015 [site visited Jun. 17, 2016]. Available from the Internet, <URL: <http://www.ablogtowatch.com/omega-speedmaster-apollo-13-silver-snoopy-award-limited-edition-watch/#comment-2167945798>>.\*

(\*\*) Term: **15 Years**

(21) Appl. No.: **29/539,015**

(22) Filed: **Sep. 10, 2015**

\* cited by examiner

(30) **Foreign Application Priority Data**

Mar. 10, 2015 (WO) ..... DM/086 420

*Primary Examiner* — Catheri Oliver-Garcia

(51) **LOC (10) Cl.** ..... **10-07**

*Assistant Examiner* — Rebekah A Caruso

(52) **U.S. Cl.**

(74) *Attorney, Agent, or Firm* — Donald J. Ranft; Collen IP

USPC ..... **D10/126**

(58) **Field of Classification Search**

USPC ..... D10/30–39, 122–132, 1–29

CPC ..... G04B 19/00; G04B 19/06; G04B 19/065;

G04B 19/08; G04B 19/10; G04B 19/106;

G04B 19/26; G04B 19/262; G04B 19/268

See application file for complete search history.

(57) **CLAIM**

The ornamental design for a dial, as shown and described.

(56) **References Cited**

**U.S. PATENT DOCUMENTS**

6,570,823 B1 \* 5/2003 Gilomen ..... G04F 8/00

368/110

D536,994 S \* 2/2007 Sugisawa ..... D10/31

D588,475 S \* 3/2009 Calvani ..... D10/39

D590,274 S \* 4/2009 Monachon ..... D10/128

D594,351 S \* 6/2009 Tonohori ..... D10/32

D619,486 S \* 7/2010 Cerrato ..... D10/126

D695,637 S \* 12/2013 Jacquerye ..... D10/39

**DESCRIPTION**

FIG. 1 is a front right perspective view of a dial showing my new design;

FIG. 2 is a rear left perspective view thereof;

FIG. 3 is a front view thereof;

FIG. 4 is a rear view thereof;

FIG. 5 is a left side view thereof;

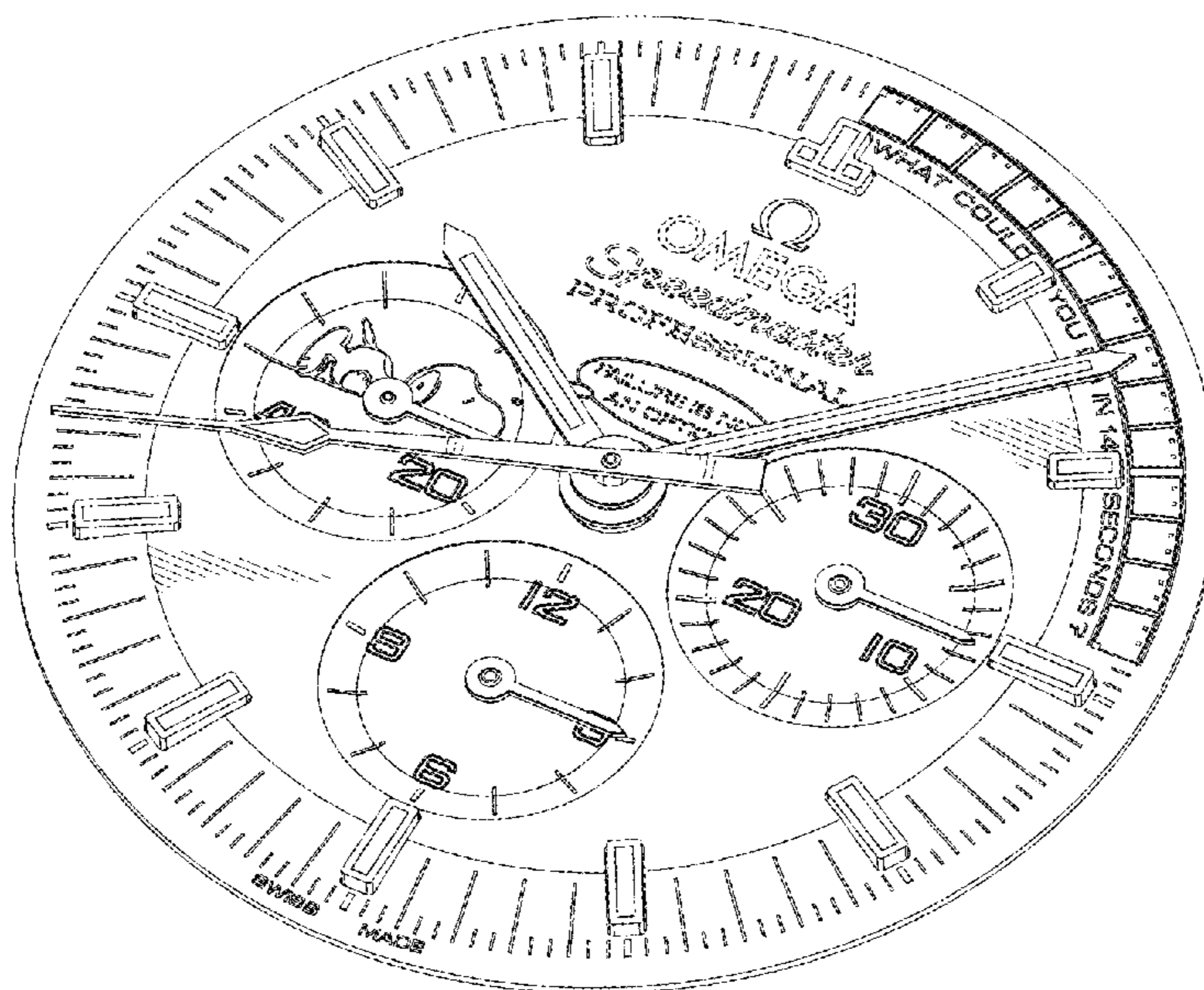
FIG. 6 is a right side view thereof;

FIG. 7 is a top view thereof; and,

FIG. 8 is a bottom view thereof.

The portions of the dial shown in broken lines form no part of the claimed design.

**1 Claim, 8 Drawing Sheets**



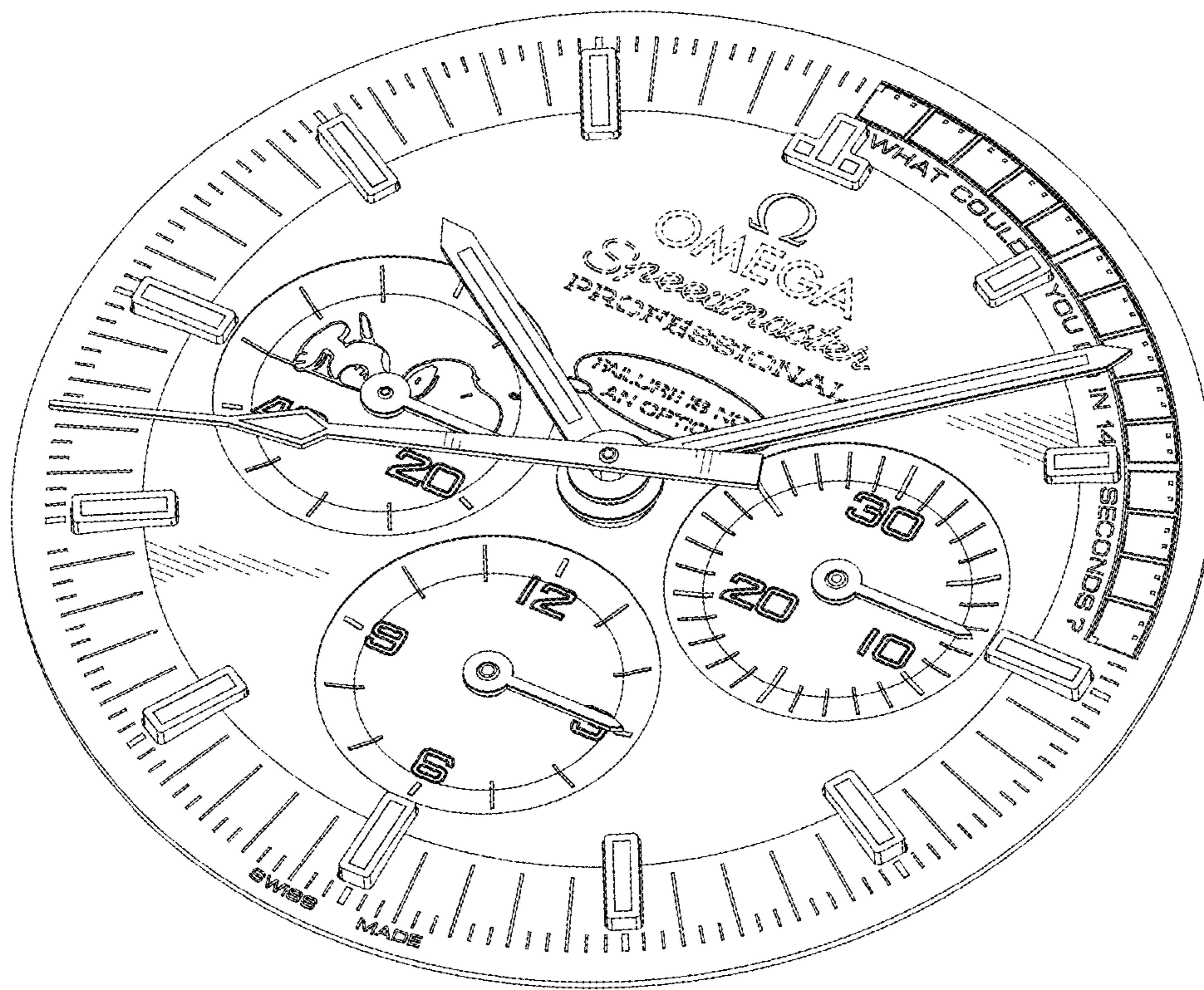


FIG. 1

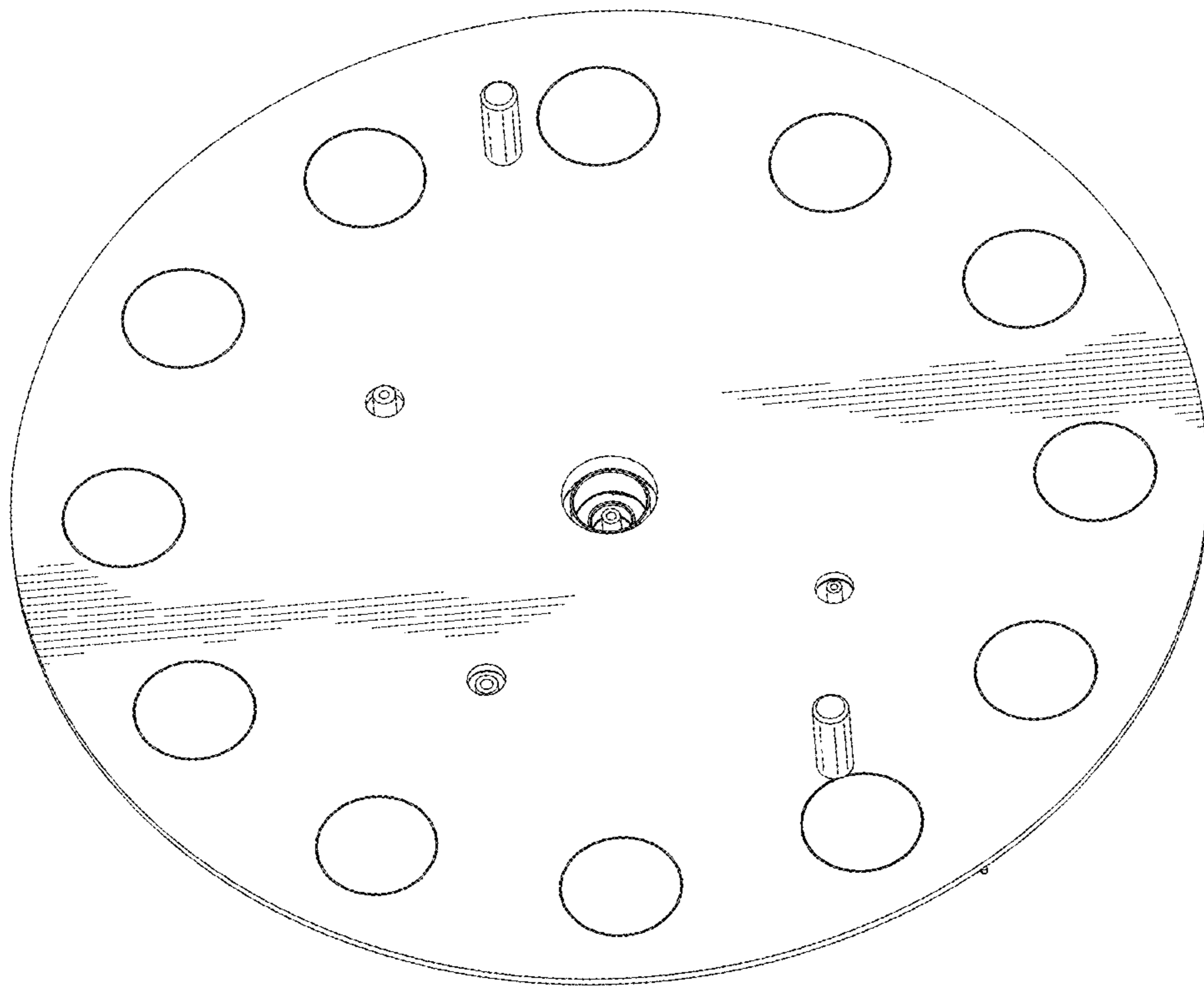


FIG. 2



FIG.3

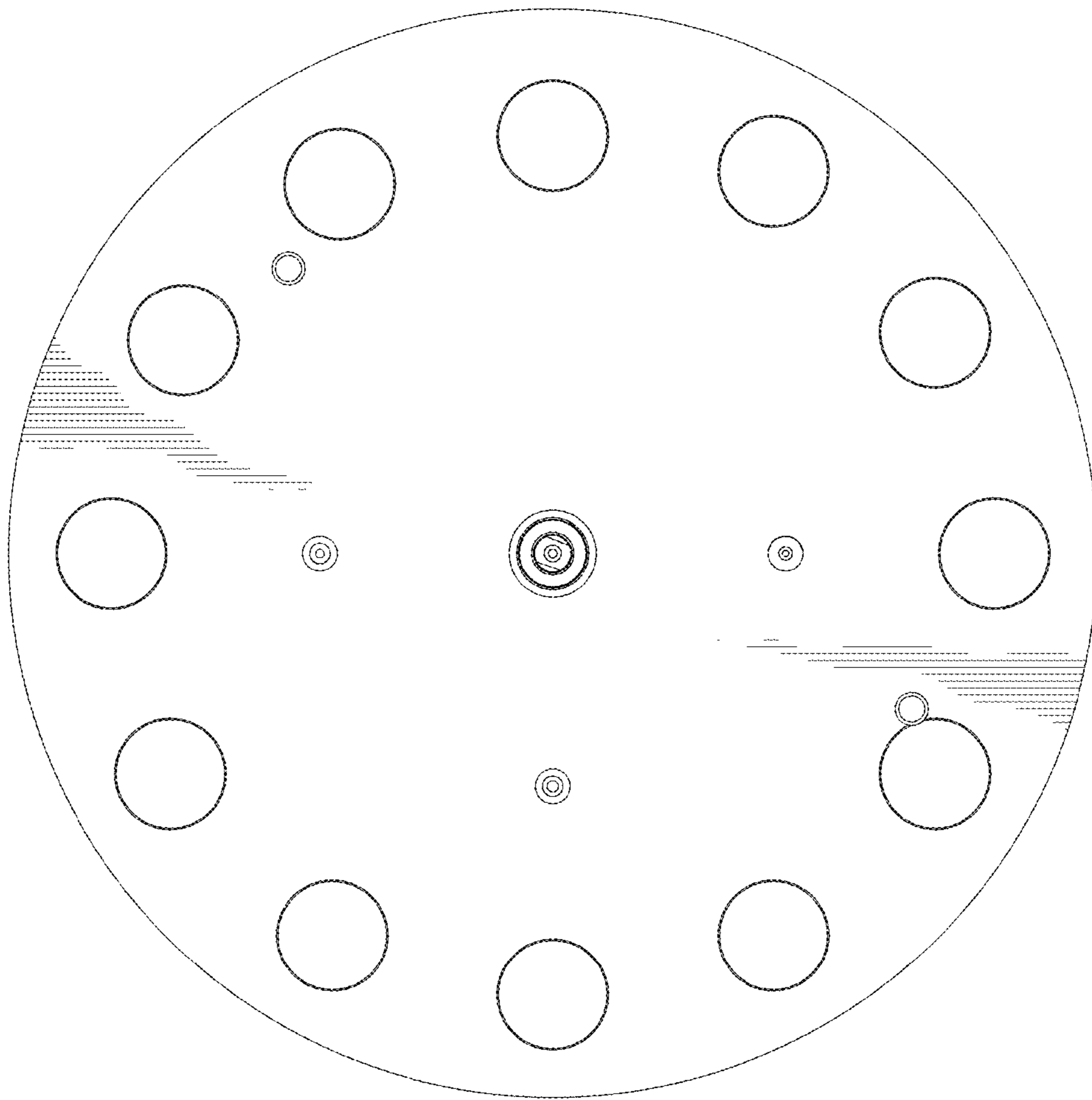


FIG.4

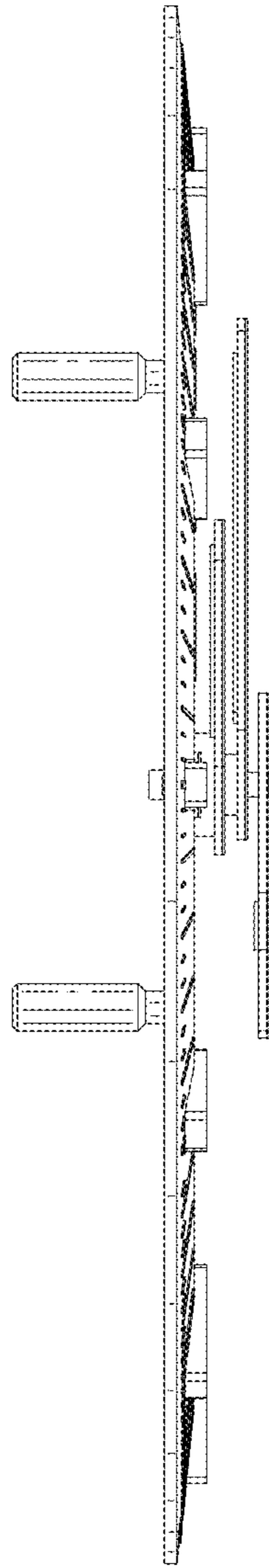


FIG. 5

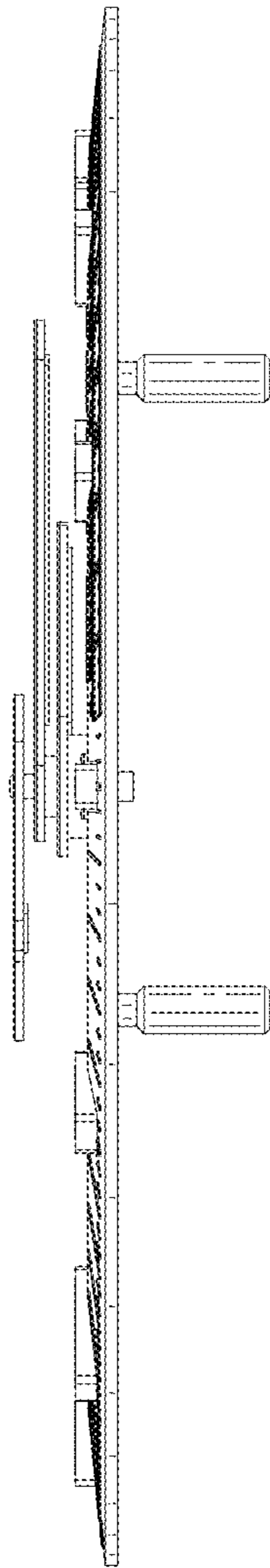


FIG.6

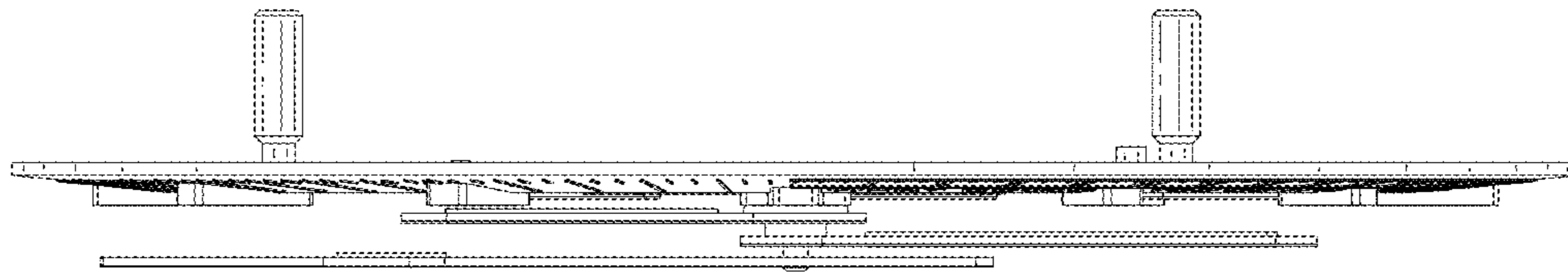


FIG. 7



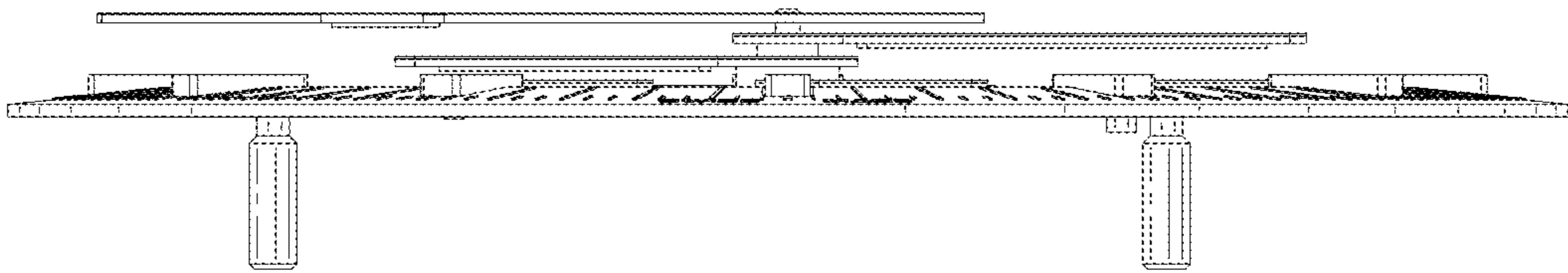


FIG. 8