



US00D773326S

(12) **United States Design Patent**  
**Lei**

(10) **Patent No.:** **US D773,326 S**  
(45) **Date of Patent:** **\*\* Dec. 6, 2016**

(54) **ENGINE MONITORING UNIT**  
(71) Applicant: **NINGBO JIANGBEI RUN LEADER ELECTRONICS CO., LTD**, Ningbo (CN)  
(72) Inventor: **Liu Lei**, Ningbo (CN)  
(73) Assignee: **NINGBO JIANGBEI RUN LEADER ELECTRONICS CO., LTD**, Ningbo, Zhejiang (CN)

D555,021 S \* 11/2007 Rounds ..... D10/78  
8,571,750 B2 \* 10/2013 Bertosa ..... G07C 5/008  
701/31.2  
D698,674 S \* 2/2014 Mattsson ..... D10/78  
D698,675 S \* 2/2014 Sallander ..... D10/78  
8,829,910 B2 \* 9/2014 Nishidai ..... H02J 7/0047  
324/427  
D719,471 S \* 12/2014 Gnauck ..... D10/78  
D725,520 S \* 3/2015 Varacca ..... D10/78  
9,030,312 B2 \* 5/2015 Wittliff, III ..... G07C 5/0808  
340/438

(\*\*) Term: **15 Years**

\* cited by examiner

(21) Appl. No.: **29/530,672**

*Primary Examiner* — Antoine D Davis

(22) Filed: **Jun. 18, 2015**

(74) *Attorney, Agent, or Firm* — Timothy Marc Shropshire; Garrett James O’Sullivan; MU Patents

(51) **LOC (10) Cl.** ..... **10-04**

(52) **U.S. Cl.**  
USPC ..... **D10/78**

(57) **CLAIM**

The ornamental design for an engine monitoring unit, as shown and described.

(58) **Field of Classification Search**  
USPC ..... D10/46, 78  
CPC ..... G01D 5/00; G06F 1/166; G06F 1/1656; G06F 1/1626; G06F 1/1609; G06F 1/637; G06F 3/03547; G06F 3/04842; G06F 3/04817; G01M 17/00; G01R 31/007; G01R 31/3648; G01R 31/3693; G01R 31/3627; F17D 1/08; F02P 17/08  
See application file for complete search history.

**DESCRIPTION**

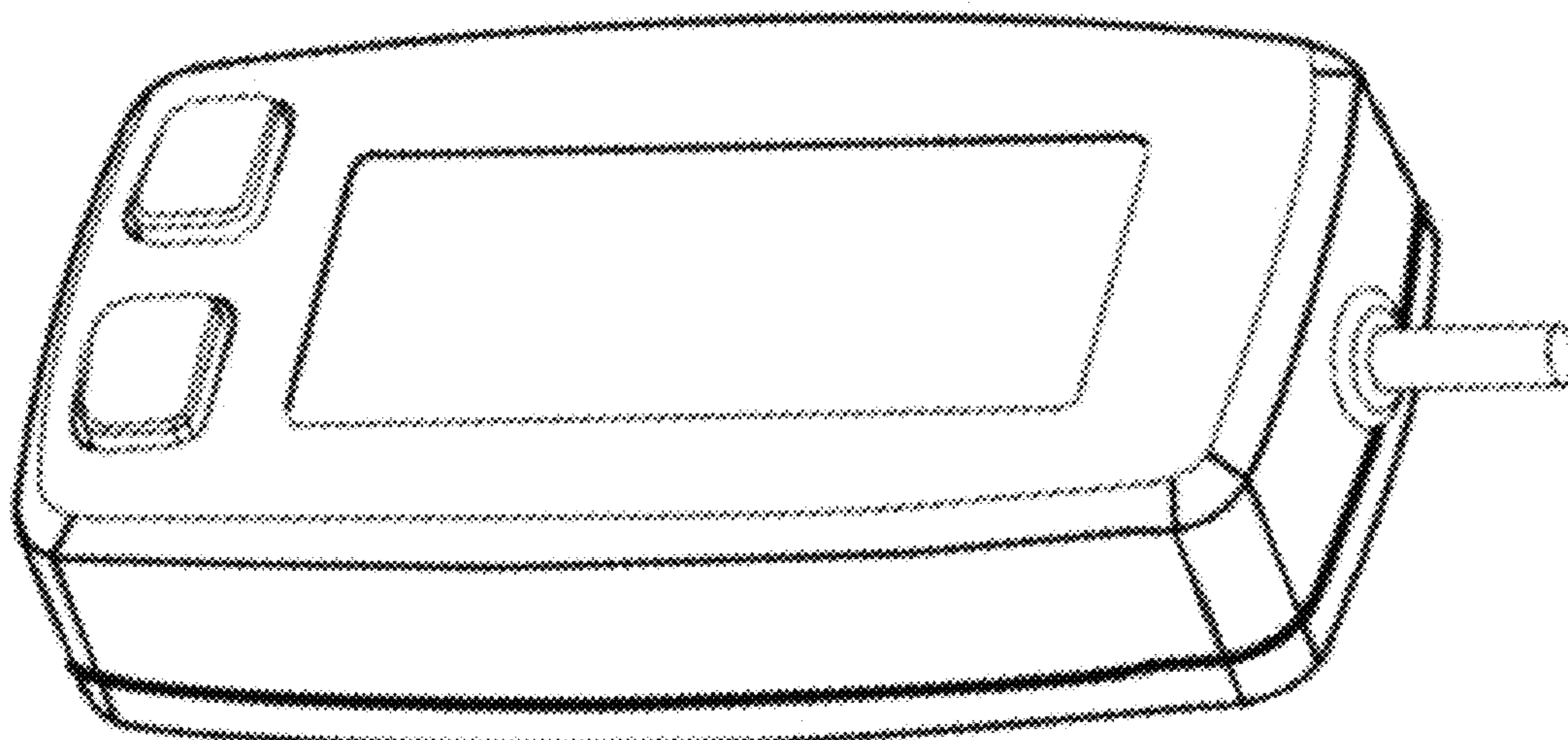
FIG. 1 is a front elevation view of an engine monitoring unit; FIG. 2 is a perspective view of the engine monitoring unit of FIG. 1; FIG. 3 is a rear elevation view of the engine monitoring unit of FIG. 1; FIG. 4 is a bottom plan view of the engine monitoring unit of FIG. 1; FIG. 5 is a top plan view of the engine monitoring unit of FIG. 1; FIG. 6 is a right side elevation view of the engine monitoring unit of FIG. 1; and, FIG. 7 is a left side elevation view of the engine monitoring unit of FIG. 1.

(56) **References Cited**

**U.S. PATENT DOCUMENTS**

D490,731 S \* 6/2004 Bradford ..... D10/78  
D497,817 S \* 11/2004 Lord ..... D10/78  
D510,044 S \* 9/2005 Ribeiro ..... D10/78  
D519,046 S \* 4/2006 Lipscomb ..... D10/78  
D547,216 S \* 7/2007 Rounds ..... D10/78

**1 Claim, 1 Drawing Sheet**






FIG. 1

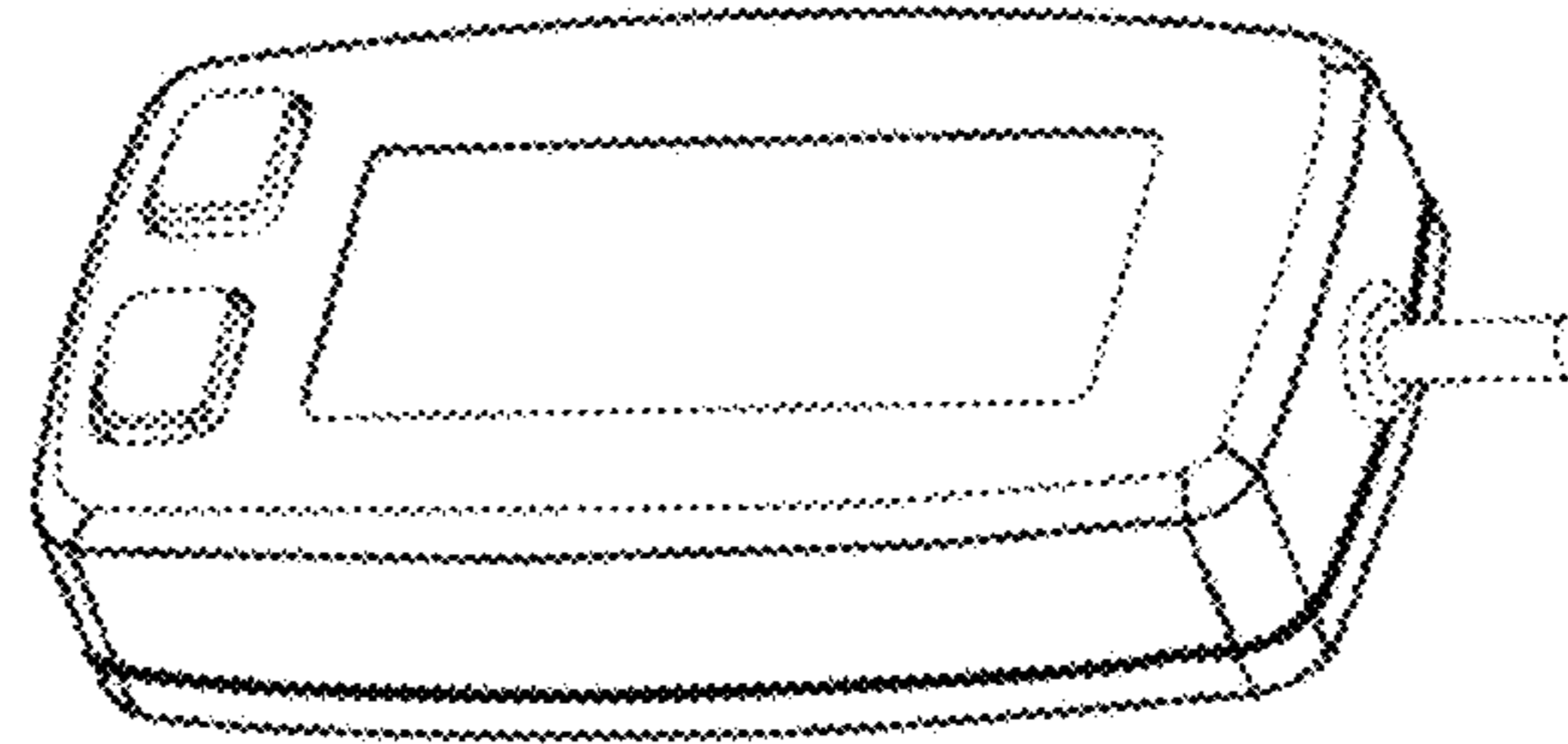


FIG. 2

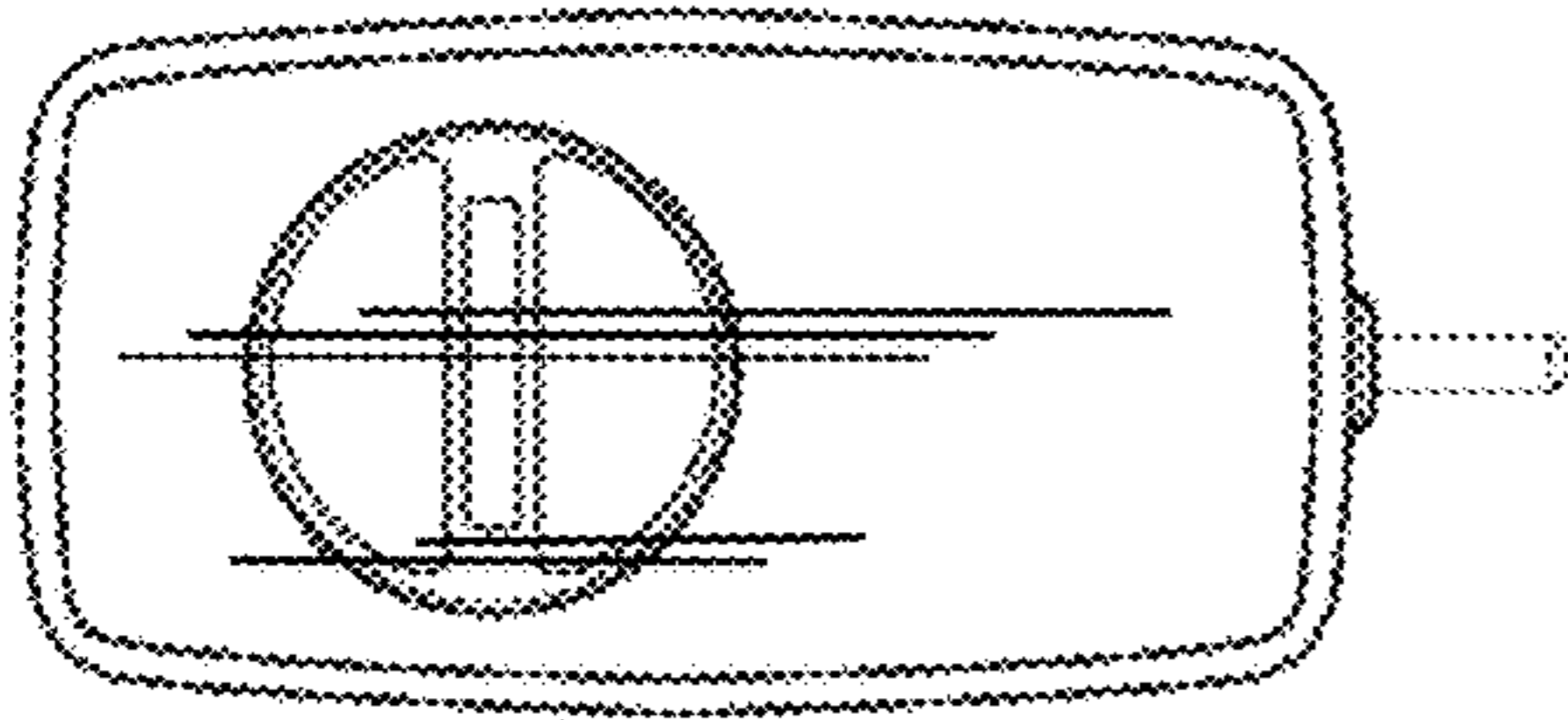


FIG. 3




FIG. 4




FIG. 5




FIG. 6




FIG. 7