



US00D773310S

(12) **United States Design Patent**
Zeng et al.

(10) **Patent No.:** **US D773,310 S**

(45) **Date of Patent:** **** Dec. 6, 2016**

(54) **BOTTLE**

(71) Applicant: **The Coca-Cola Company**, Atlanta, GA (US)

(72) Inventors: **Wen Zeng**, Shanghai (CN); **Zhiheng Zhao**, Zhongshan (CN); **Simon Alan Daniel**, London (GB); **Robert Christopher Young**, London (GB); **Thomas Vaubourgeix**, London (GB)

(73) Assignee: **The Coca-Cola Company**, Atlanta, GA (US)

(**) Term: **14 Years**

(21) Appl. No.: **29/506,226**

(22) Filed: **Oct. 14, 2014**

(51) **LOC (10) Cl.** **09-01**

(52) **U.S. Cl.**
USPC **D9/538**; D9/540; D9/552

(58) **Field of Classification Search**
USPC D9/516, 519, 537-540, 541, 545-546, 549-550, 552, 575; 215/381-384; 220/660, 669, 674-675
See application file for complete search history.

(56) **References Cited**

U.S. PATENT DOCUMENTS

D324,821	S	*	3/1992	Solomon	D9/540
D345,693	S	*	4/1994	Edstrom	D9/538
5,337,909	A	*	8/1994	Vaillencourt	B65D 1/0223 215/383 X
D352,245	S	*	11/1994	Krishnakumar	D9/538
D409,091	S		5/1999	Beaver et al.		
D420,594	S		2/2000	Weinstein et al.		
D445,033	S	*	7/2001	Bretz	D9/556 X
D455,351	S		4/2002	Bailey		
D465,158	S	*	11/2002	Peek	D9/520
D466,021	S	*	11/2002	Thierjung	D9/538
D466,813	S	*	12/2002	Thierjung	D9/516 X
D476,236	S	*	6/2003	Ungrady	D9/539 X
6,585,125	B1	*	7/2003	Peek	B65D 1/0223 215/381

D479,690	S	*	9/2003	DeGroff	D9/540 X
D480,957	S	*	10/2003	Mooney	D9/538
D485,765	S	*	1/2004	Thierjung	D9/538
D494,475	S	*	8/2004	Thierjung	D9/538
D496,264	S		9/2004	Eaton et al.		
D497,549	S		10/2004	Maskell et al.		
D500,447	S		1/2005	Snyder		

(Continued)

Primary Examiner — Carol P Rademaker
(74) *Attorney, Agent, or Firm* — Parks IP Law LLC;
Cynthia R. Parks

(57) **CLAIM**

We claim the ornamental design for a bottle, as shown and described.


DESCRIPTION

FIG. 1 is a top, back, and left side perspective view of a first embodiment of a bottle in accordance with our new design; FIG. 2 is a right side elevational view thereof; FIG. 3 is a left side elevational view thereof; FIG. 4 is a front elevational view thereof; FIG. 5 is a back elevational view thereof; FIG. 6 is a top plan view thereof; FIG. 7 is a bottom plan view thereof; FIG. 8 is a top, back, and left side perspective view of a second embodiment of the bottle in accordance with our new design; FIG. 9 is a right side elevational view thereof; FIG. 10 is a left side elevational view thereof; FIG. 11 is a front elevational view thereof; FIG. 12 is a back elevational view thereof; FIG. 13 is a top plan view thereof; and, FIG. 14 is a bottom plan view thereof.

The dash-dash-dash-dash type broken lines shown in the drawings are included for the purpose of illustrating portions of the bottle that form no part of the claimed design.

The dot-dash-dot-dash type broken lines shown in the drawings define the top and bottom boundaries of the claimed design.

1 Claim, 8 Drawing Sheets



(56)

References Cited

U.S. PATENT DOCUMENTS

D501,404 S 2/2005 Dalton et al.
D505,864 S 6/2005 Snyder
D513,591 S * 1/2006 Ducret D9/504
D525,530 S * 7/2006 Livingston D9/538
D527,643 S * 9/2006 Gottlieb D9/520
7,347,339 B2 * 3/2008 Bangi B65D 1/0223
215/382 X
D580,763 S * 11/2008 Perez D9/500
D584,627 S * 1/2009 Lepoitevin D9/552 X
D585,293 S 1/2009 Honkawa

D608,209 S * 1/2010 Lepoitevin D9/550 X
D611,828 S 3/2010 Lepoitevin
D613,170 S * 4/2010 Lewis D9/516
D623,529 S 9/2010 Yourist et al.
D624,427 S 9/2010 Yourist et al.
D632,965 S * 2/2011 Lewis D9/553 X
D658,061 S 4/2012 Furlan
D714,649 S * 10/2014 Boon D9/553 X
D721,586 S * 1/2015 Sharpe D9/539 X
D749,423 S * 2/2016 Daniel D9/552 X
2005/0218108 A1 * 10/2005 Bangi B65D 1/0223
215/384

* cited by examiner

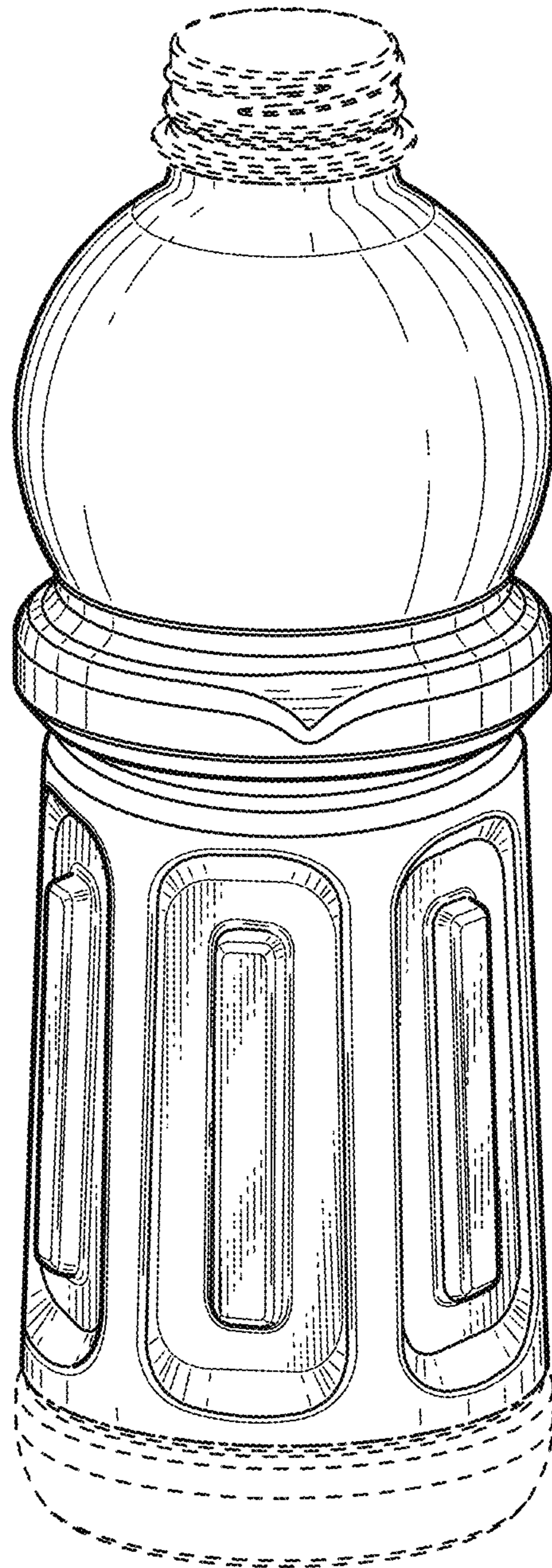


FIG. 1




FIG. 2




FIG. 3




FIG. 4




FIG. 5

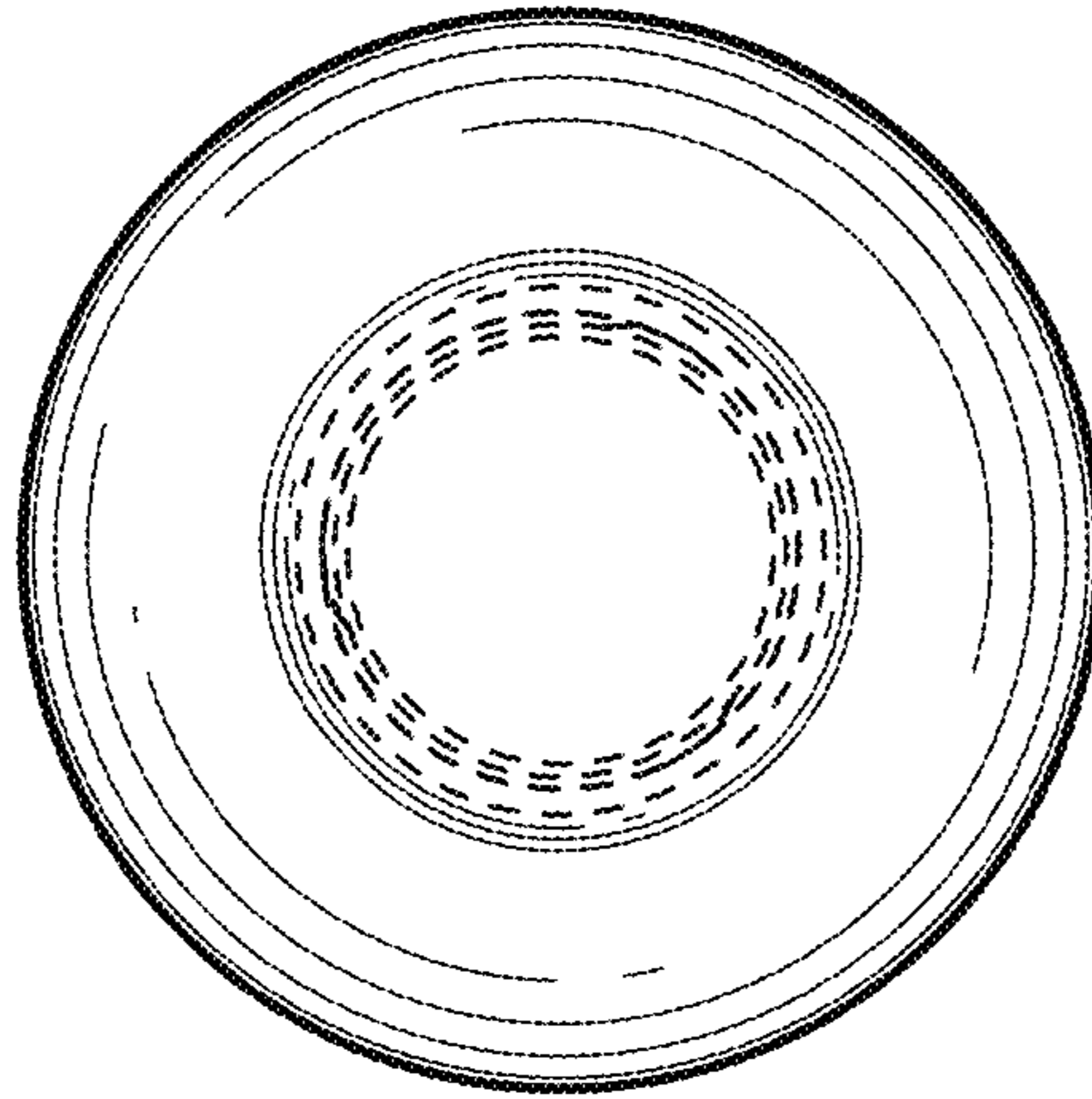


FIG. 6




FIG. 7

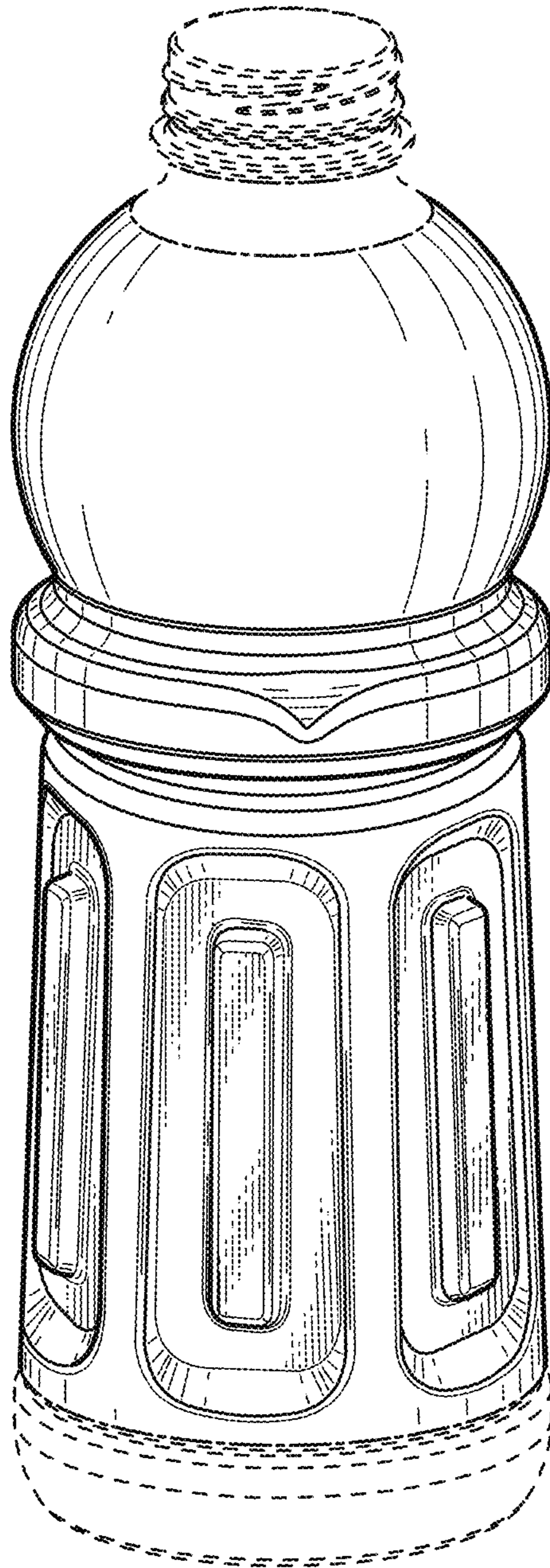


FIG. 8




FIG. 9




FIG. 10




FIG. 11




FIG. 12

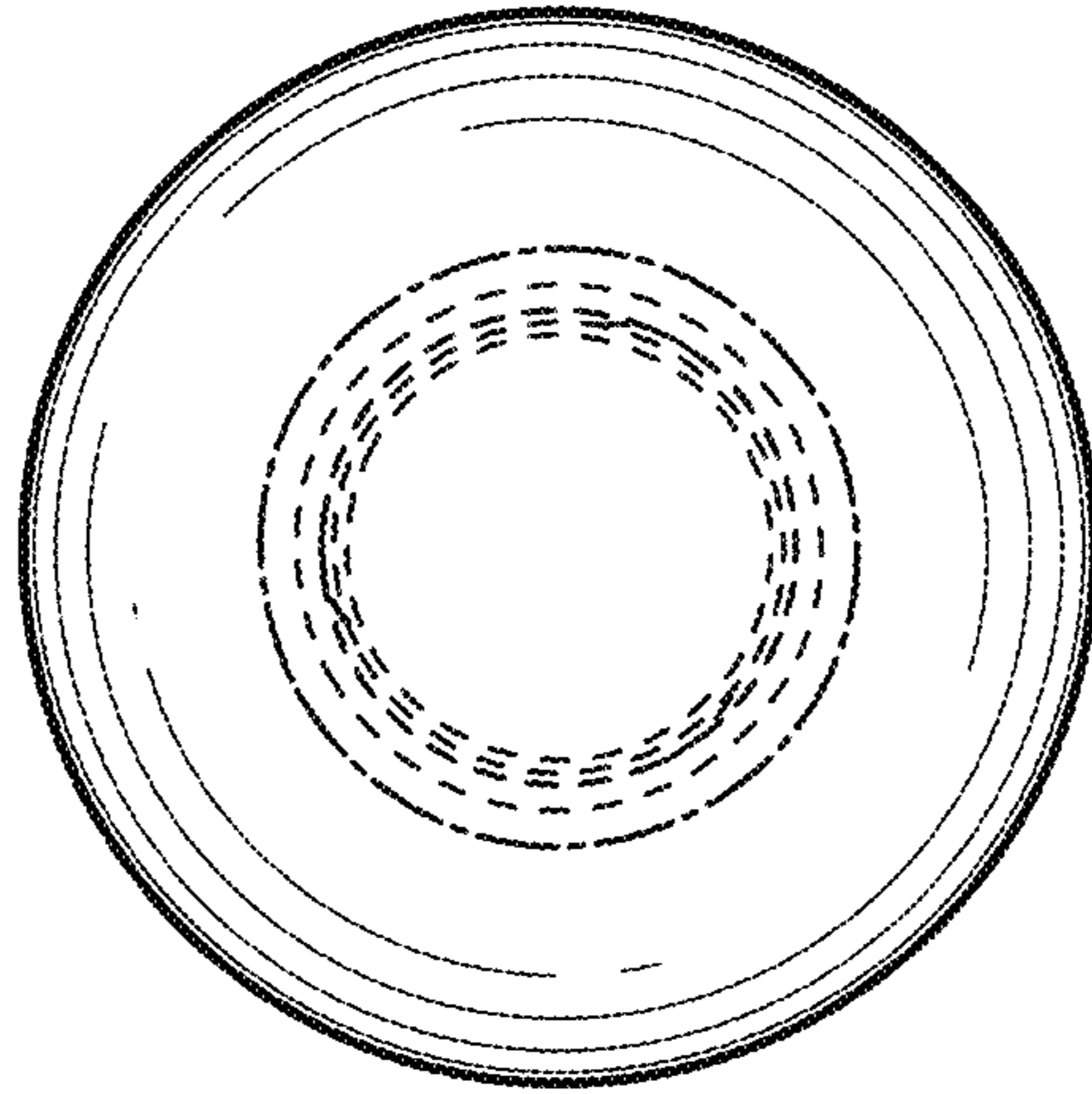


FIG. 13

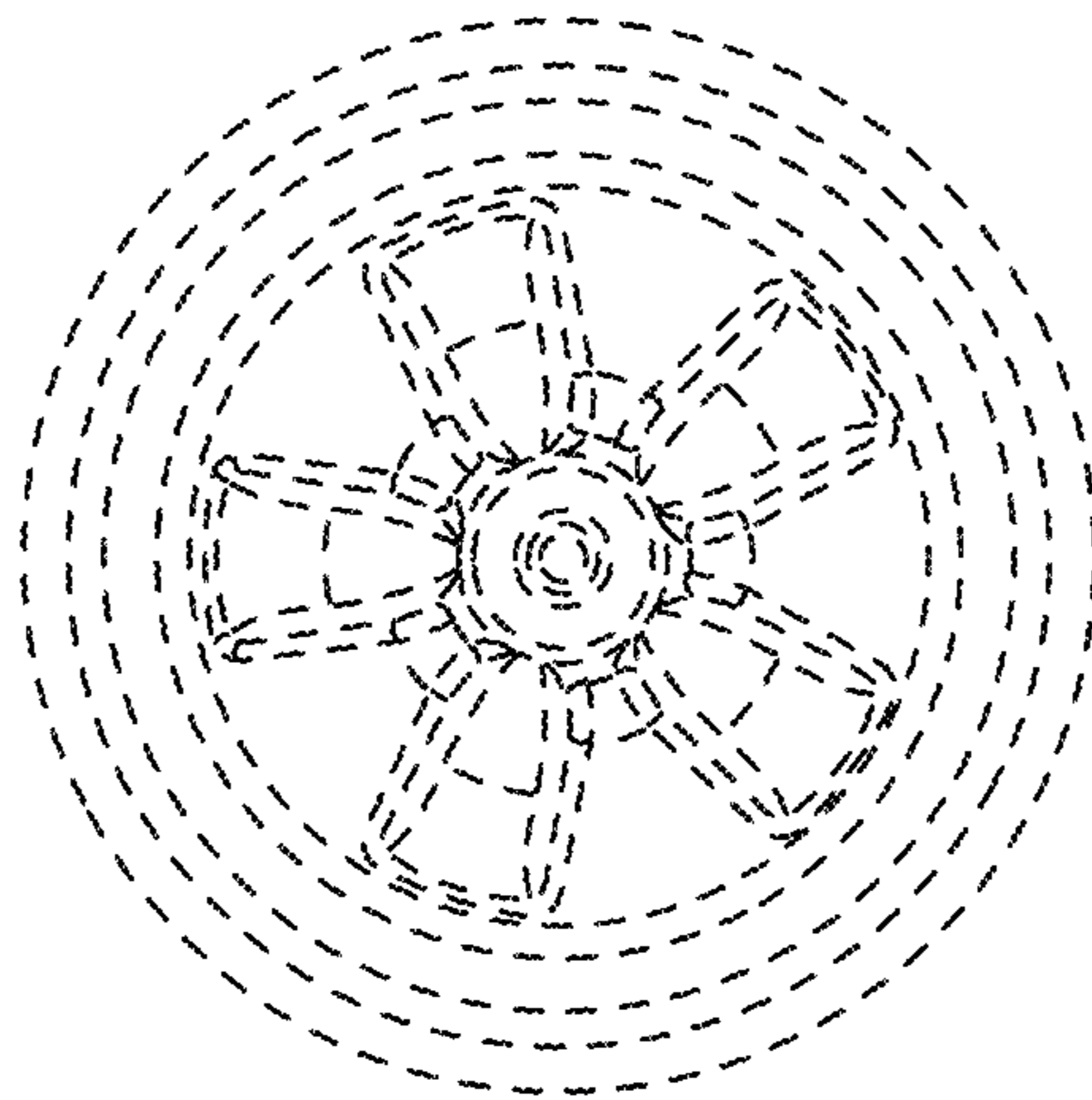


FIG. 14