



US00D773307S

(12) **United States Design Patent** (10) **Patent No.:** **US D773,307 S**
Ashbee (45) **Date of Patent:** **** Dec. 6, 2016**

(54) **BOTTLE**

(71) Applicant: **Conopco, Inc.**, Englewood Cliffs, NJ (US)

(72) Inventor: **Corinne Elizabeth Ashbee**, Malborough (GB)

(73) Assignee: **Conopco, Inc.**, Englewood Cliffs, NJ (US)

(**) Term: **14 Years**

(21) Appl. No.: **29/511,523**

(22) Filed: **Dec. 11, 2014**

(30) **Foreign Application Priority Data**

Jun. 30, 2014 (EM) 002492942-0001

(51) **LOC (10) Cl.** **09-01**

(52) **U.S. Cl.**
USPC **D9/529**; D9/542; D9/565

(58) **Field of Classification Search**
USPC D9/682-694, 723-729, 763-783, D9/516-522, 529-575, 435, 436, 446, 447, 449
CPC B65D 1/00; B65D 1/02; B65D 1/0223; B65D 1/023; B65D 1/0246; B65D 1/0261; B65D 1/0276; B65D 1/32; B65D 1/40; B65D 23/00; B65D 47/08; B65D 47/0804; B65D 47/0809; B65D 47/0814; B65D 47/0838; B65D 47/0842; B65D 47/0895; B65D 47/12; B65D 2501/0009; B65D 2501/0081; B65D 2501/009
See application file for complete search history.

(56) **References Cited**

U.S. PATENT DOCUMENTS

D168,390 S * 12/1952 Baird D9/574
D238,554 S * 1/1976 Pardo D9/529

D414,117 S * 9/1999 Mikla D9/529
D447,953 S * 9/2001 Brynestad D9/529
D450,593 S * 11/2001 Jebb D9/529
D481,639 S 11/2003 Crawford
D495,604 S * 9/2004 Lund D9/542
D532,698 S * 11/2006 Pridmore D9/682
D533,073 S * 12/2006 Brunner D9/542
D545,210 S * 6/2007 Armstrong D9/446
D545,211 S * 6/2007 Armstrong D9/446
D565,955 S * 4/2008 Bernard D9/449
D612,737 S * 3/2010 Bansal D9/447
D634,213 S 3/2011 Thompson
D635,860 S * 4/2011 Sahu D9/529
D683,227 S * 5/2013 Balini D9/544
D719,453 S * 12/2014 Bunce D9/542
D720,623 S * 1/2015 Bunce D9/449

(Continued)

OTHER PUBLICATIONS

Co-pending U.S. Appl. No. 29/511,536; Applicant: Ashbee; Filed: Dec. 11, 2014.

Primary Examiner — Catherine Tuttle
(74) *Attorney, Agent, or Firm* — Greenberg Traurig, LLP

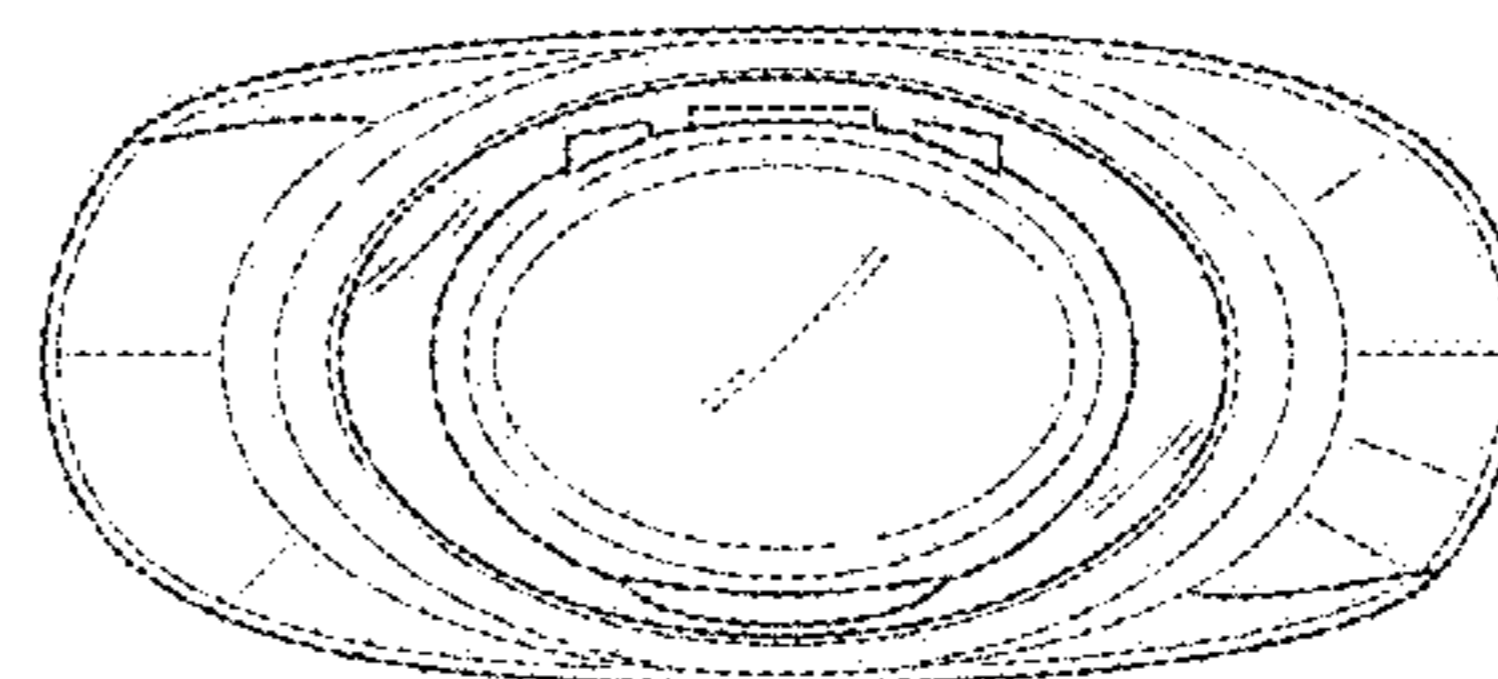
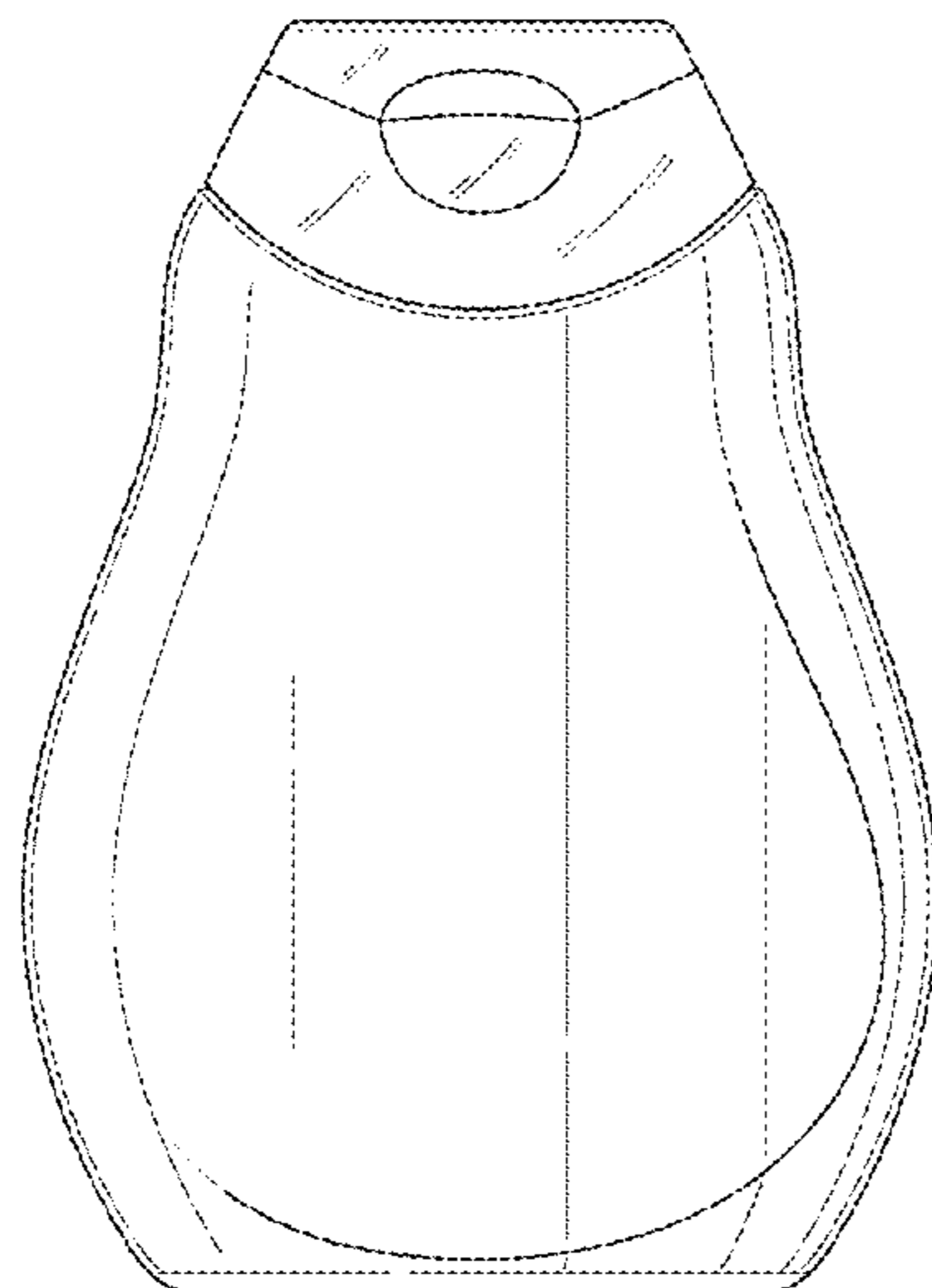
(57) **CLAIM**

The ornamental design for a bottle, as shown and described.

DESCRIPTION

FIG. 1 is a front perspective view of a bottle showing our new design;
FIG. 2 is a front elevational view thereof;
FIG. 3 is a back elevational view thereof;
FIG. 4 is a left side elevational view thereof;
FIG. 5 is a right side elevational view thereof;
FIG. 6 is a top plan view thereof; and,
FIG. 7 is a bottom plan view thereof.
The broken lines in FIG. 7 are included for the purpose of illustrating a portion of the bottle that forms no part of the claimed design.

1 Claim, 6 Drawing Sheets



(56)

References Cited

U.S. PATENT DOCUMENTS

D730,737 S * 6/2015 Bunce D9/550
D737,684 S * 9/2015 de Cleir D9/542

* cited by examiner

FIGURE 1

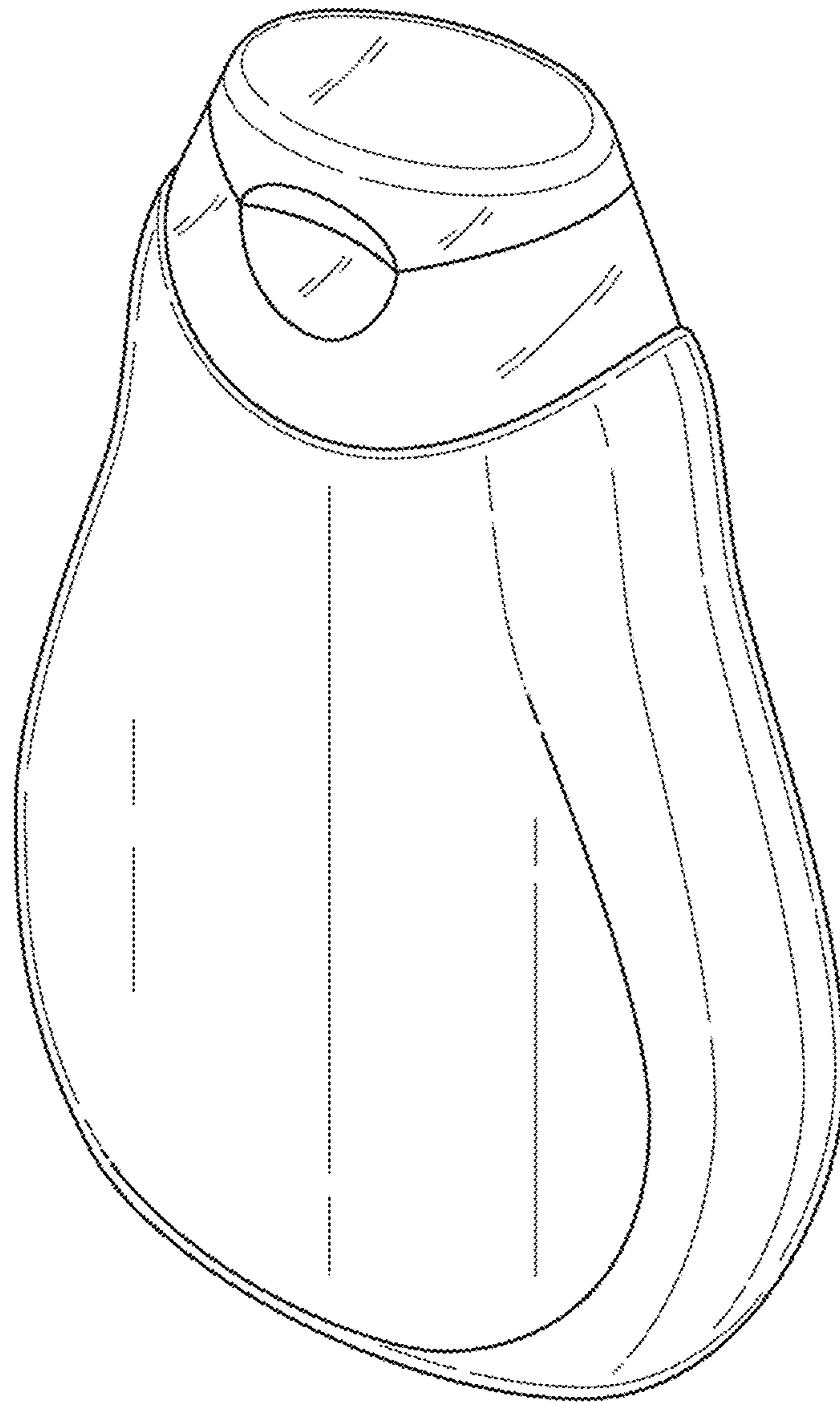


FIGURE 2

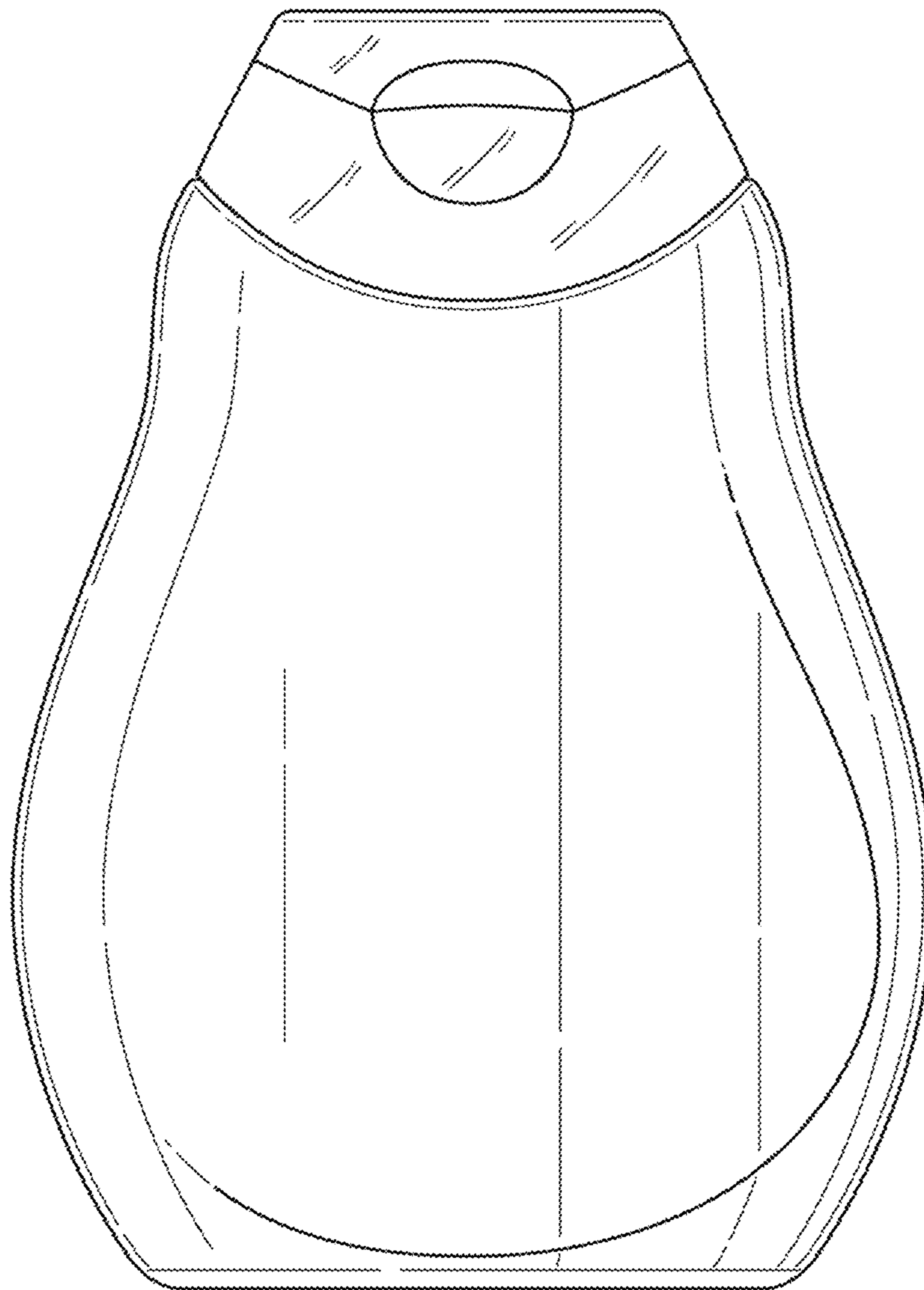


FIGURE 3



FIGURE 4

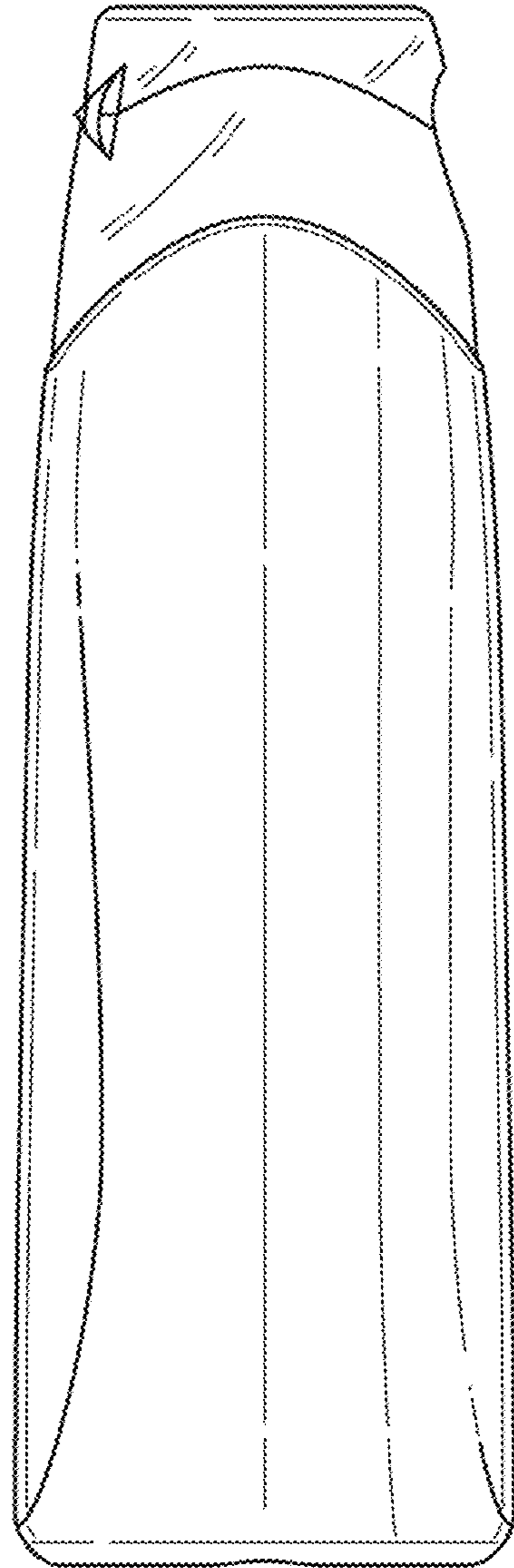


FIGURE 5

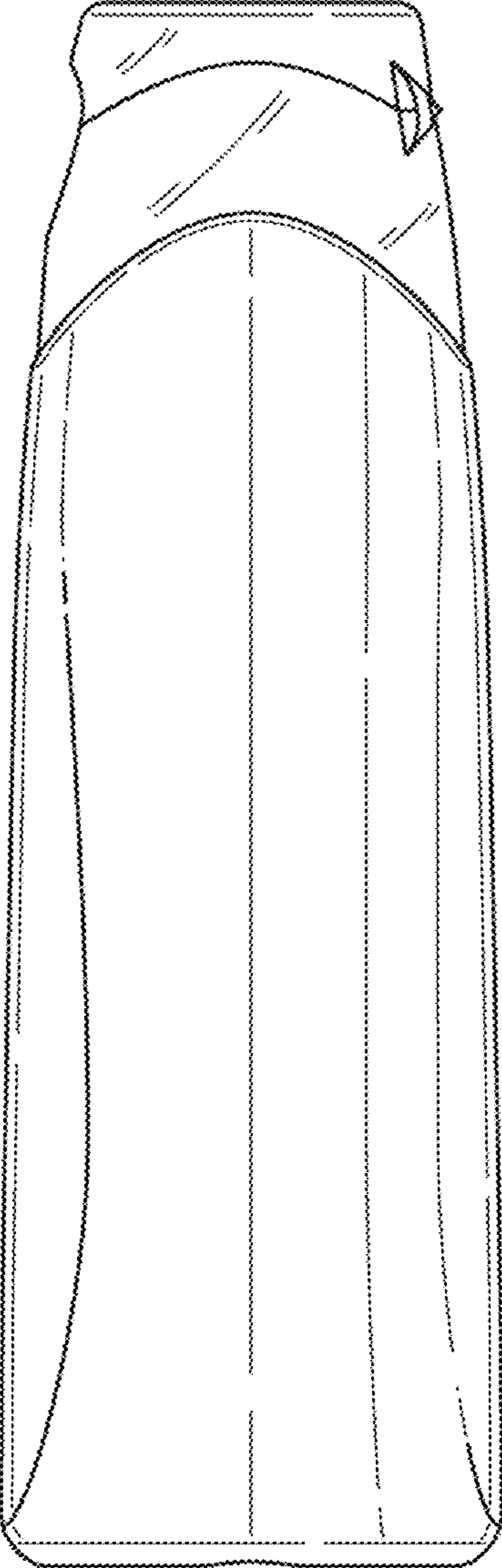


FIGURE 6

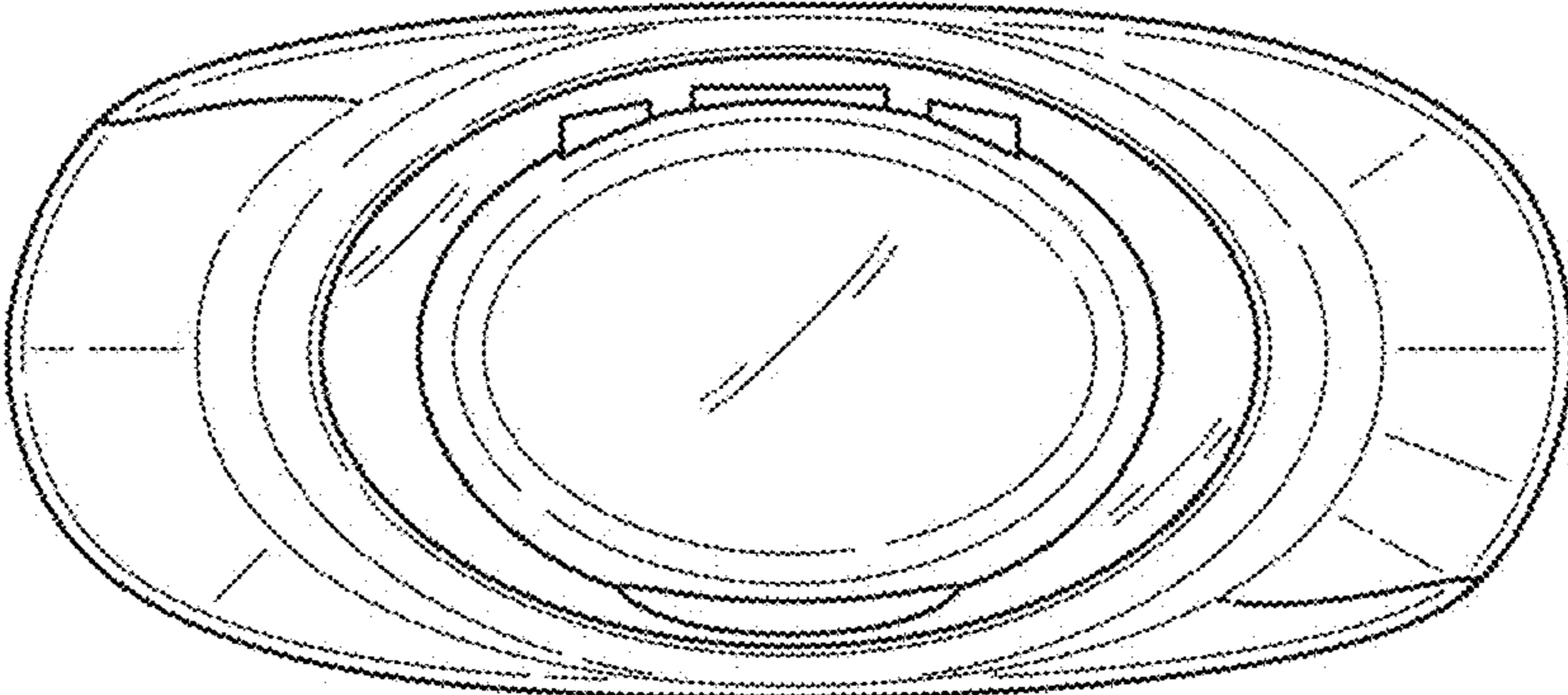


FIGURE 7

