



US00D773288S

(12) **United States Design Patent**
Green et al.

(10) **Patent No.:** **US D773,288 S**
(45) **Date of Patent:** **** Dec. 6, 2016**

- (54) **WALL HANGER**
- (71) Applicant: **RB Distribution, Inc.**, Colmar, PA (US)
- (72) Inventors: **Roy Green**, Philadelphia, PA (US);
Anthony Barrilli, Hatfield, PA (US);
Brian Murphy, Newtown, PA (US)
- (73) Assignee: **RB DISTRIBUTION, INC.**, Colmar, PA (US)
- (**) Term: **15 Years**
- (21) Appl. No.: **29/561,243**
- (22) Filed: **Apr. 14, 2016**

Related U.S. Application Data

- (62) Division of application No. 29/454,782, filed on May 14, 2013, now Pat. No. Des. 754,527.
- (51) **LOC (10) Cl.** **08-05**
- (52) **U.S. Cl.**
USPC **D8/372**; D8/373; D8/349; D8/354
- (58) **Field of Classification Search**
USPC D8/16, 18, 19, 71, 349, 354, 372, 373, D8/380, 381, 499; D11/132, 95; D6/600, 320, D6/323, 328, 553, 567
CPC A47G 1/16; A47G 29/00; A47G 25/06; A47G 25/10; A47G 25/0635; A47G 25/746; A47G 1/1633; A47G 35/00; A47G 1/20; F16B 45/00
See application file for complete search history.

(56) **References Cited**

U.S. PATENT DOCUMENTS

- D30,486 S * 4/1899 Lieber 15/236.05
- D42,970 S * 9/1912 Larsson D8/371

- D122,367 S * 9/1940 Bechtel D8/18
- 2,497,615 A * 2/1950 Lux A47G 1/20
248/493
- 3,974,557 A * 8/1976 Einhorn A47G 1/20
164/112
- D242,524 S 11/1976 Washburn
- 4,094,490 A 6/1978 Einhorn
- 4,669,169 A 6/1987 Hogg
- 4,708,552 A 11/1987 Bustos et al.
- D306,385 S 3/1990 Alexander et al.

(Continued)

OTHER PUBLICATIONS

Silver and Gold Diamond Plaques 1 Gold Plate Diamond Plaque, image post date unknown, site visited on Dec. 1, 2015 (on line), <https://www.crownawards.com/Store_Front/PLDMG_7_ALL.Plaques_Gold_Plate_Diamond_Plaque_prod>.

Primary Examiner — Sandra Snapp

Assistant Examiner — Ieisha Price

(74) *Attorney, Agent, or Firm* — Volpe and Koenig, P.C.

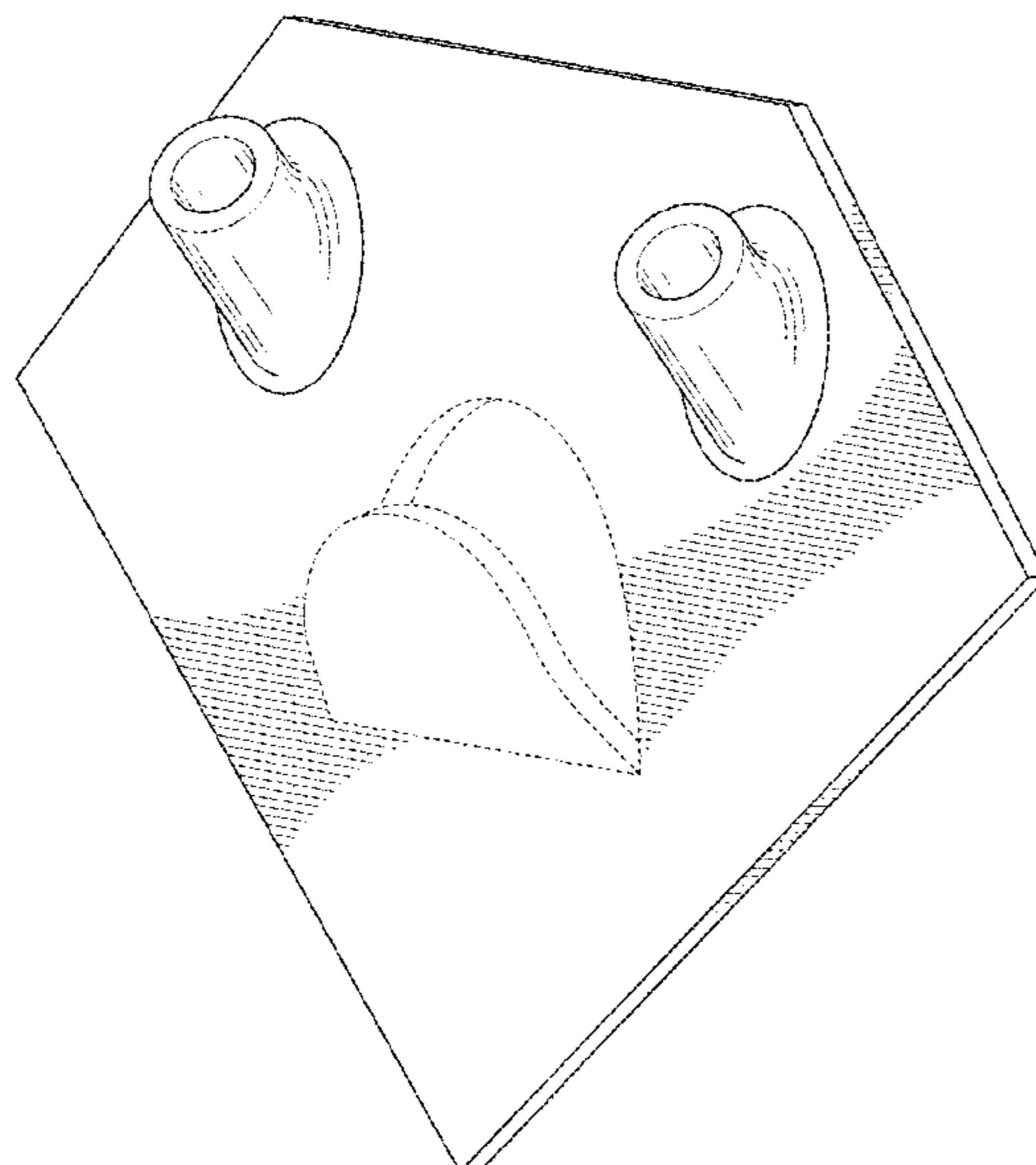
(57) **CLAIM**

The ornamental design for a wall hanger, as shown and described.

DESCRIPTION

FIG. 1 is a front perspective of a wall hanger according to the invention;
FIG. 2 is a front elevation of the wall hanger of FIG. 1;
FIG. 3 is a rear elevation of the wall hanger of FIG. 1;
FIG. 4 is a right side elevation of the wall hanger of FIG. 1;
FIG. 5 is a left side elevation of the wall hanger of FIG. 1;
FIG. 6 is a top plan view of the wall hanger of FIG. 1; and
FIG. 7 is a bottom plan view of the wall hanger of FIG. 1.
The broken lines in the drawings illustrate portions of the wall hanger that form no part of the claimed design.

1 Claim, 5 Drawing Sheets



(56)

References Cited

U.S. PATENT DOCUMENTS

6,095,465	A	8/2000	Weck et al.	
D461,397	S	8/2002	Weck et al.	
D474,106	S	5/2003	Weck et al.	
D514,142	S	1/2006	Olsen et al.	
D559,091	S	1/2008	Skorka	
D589,330	S	3/2009	Weck et al.	
D604,597	S	11/2009	Fernandez et al.	
D604,598	S	11/2009	Fernandez et al.	
D616,286	S	5/2010	Foresman	
D653,523	S	2/2012	Wackwitz et al.	
D666,444	S	9/2012	Tharp et al.	
D666,445	S	9/2012	Tharp et al.	
D666,473	S	9/2012	Despotellis	
D666,474	S	9/2012	Despotellis	
D666,895	S	9/2012	Despotellis	
D704,037	S *	5/2014	Popkin	D8/367
D717,157	S	11/2014	Widdows et al.	
D723,355	S	3/2015	Federspiel	
D754,527	S *	4/2016	Green	D8/349
D759,470	S *	6/2016	Pan	D8/372
2003/0085331	A1	5/2003	Weck et al.	
2007/0194202	A1	8/2007	Lamotta	
2007/0295879	A1	12/2007	Wong	
2010/0213333	A1	8/2010	Mejia et al.	
2010/0294910	A1	11/2010	Grant Orsini et al.	
2011/0012006	A1	1/2011	Serio	
2015/0108304	A1	4/2015	Roldan	

* cited by examiner

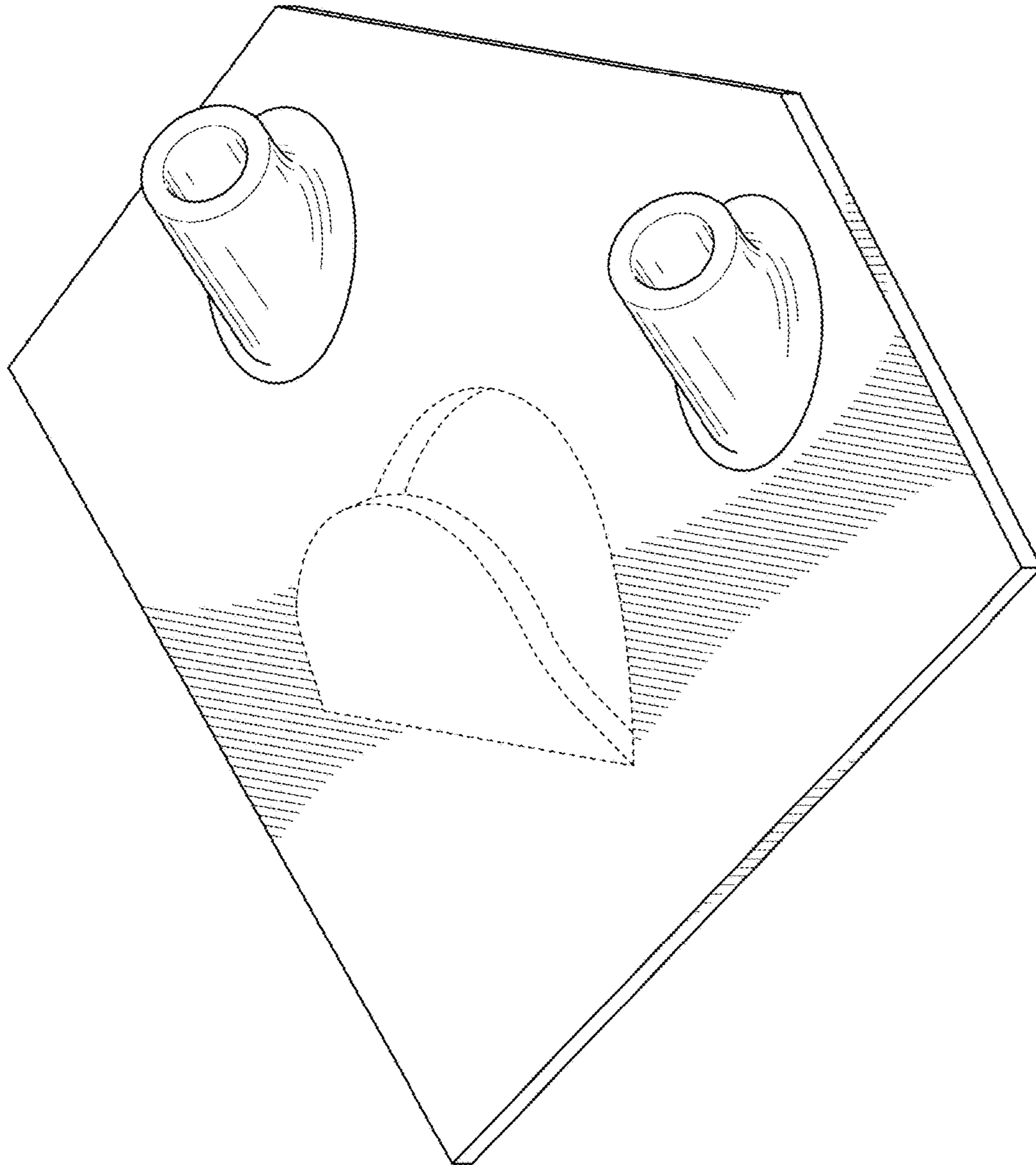


FIG. 1

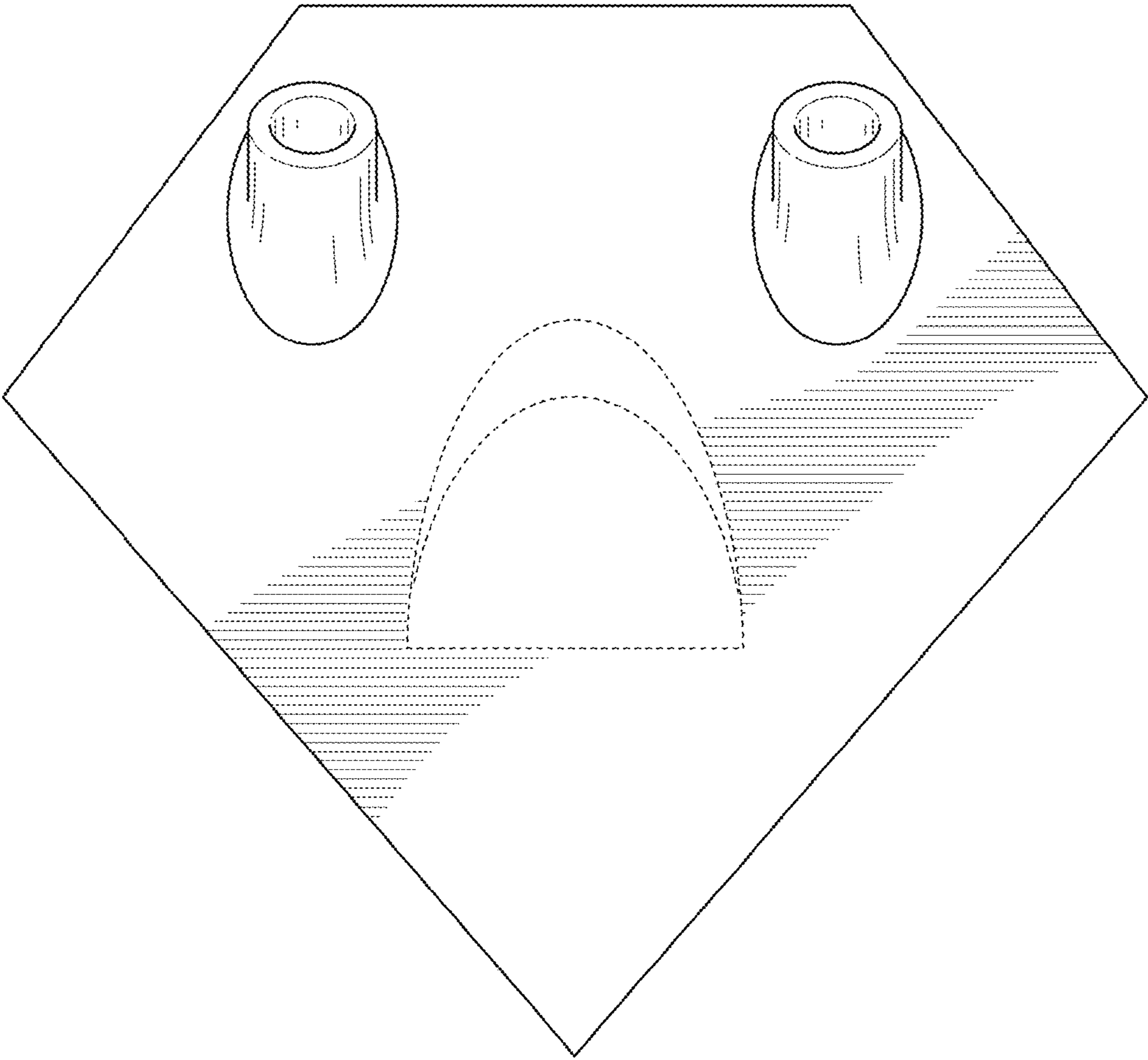


FIG. 2

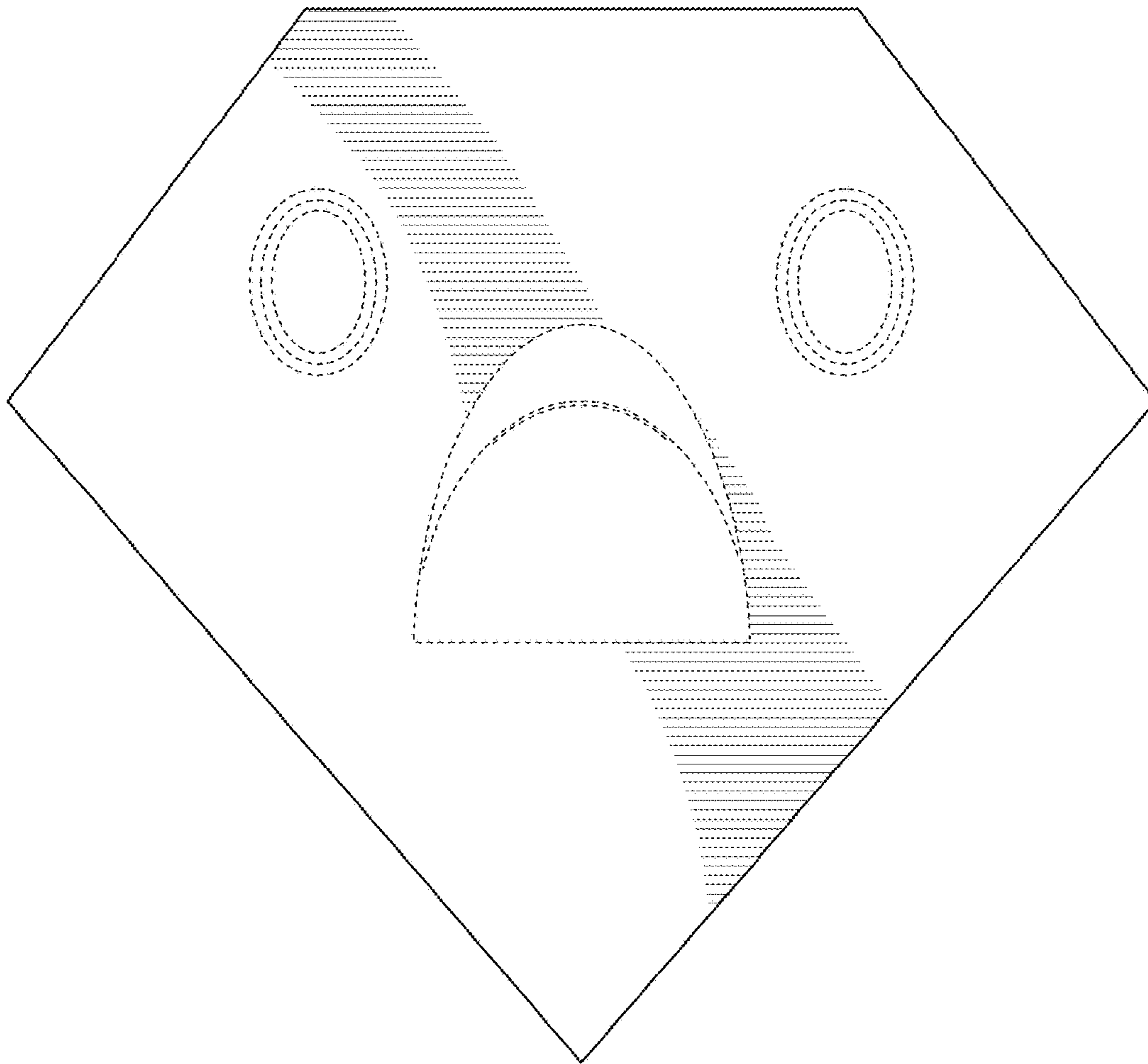


FIG. 3

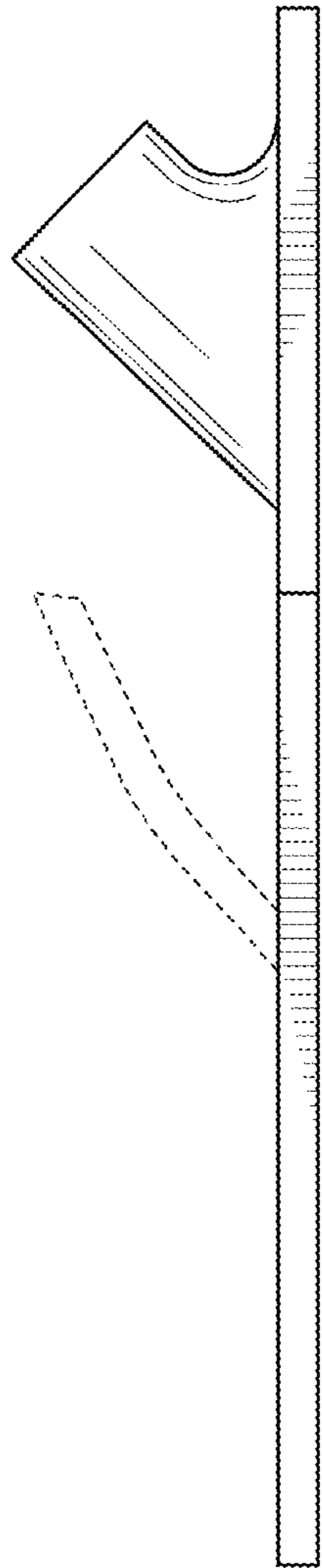


FIG. 4

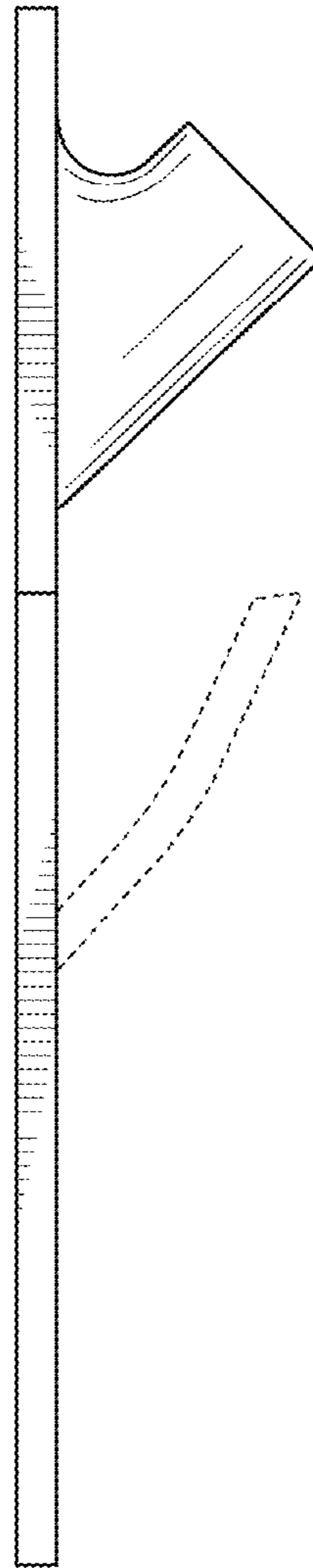


FIG. 5

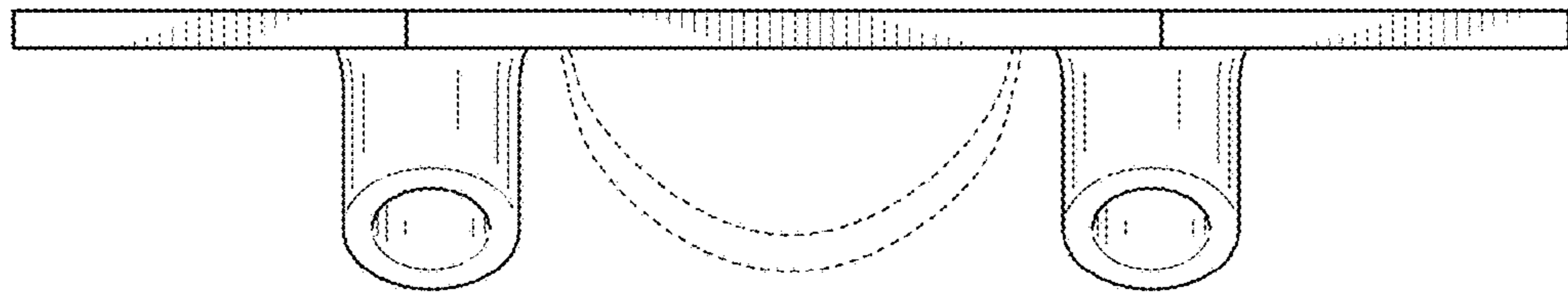


FIG. 6

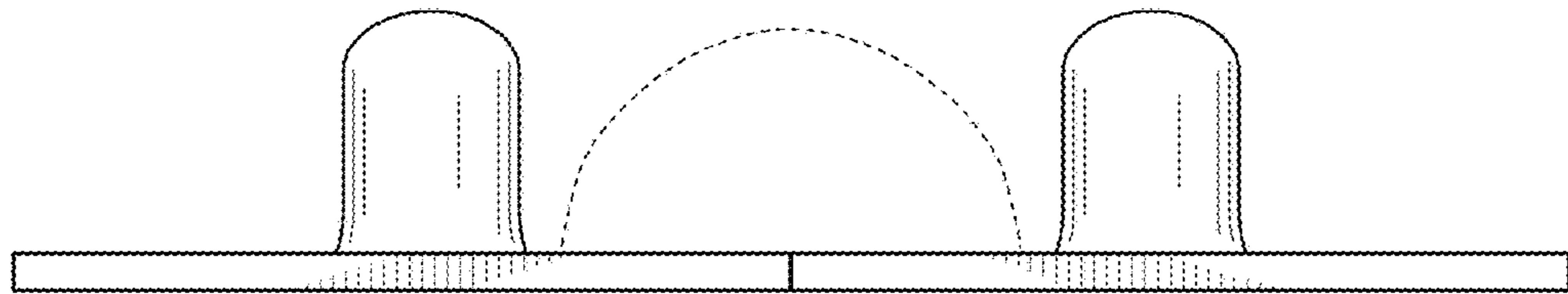


FIG. 7