



US00D773282S

(12) **United States Design Patent** (10) **Patent No.:** **US D773,282 S**  
**Gold** (45) **Date of Patent:** **\*\* Dec. 6, 2016**

- (54) **MULTI-ACCESS BIKE LOCK**
- (71) Applicant: **Scott Gold**, Marina Del Rey, CA (US)
- (72) Inventor: **Scott Gold**, Marina Del Rey, CA (US)
- (\*\*) Term: **14 Years**
- (21) Appl. No.: **29/521,083**
- (22) Filed: **Mar. 19, 2015**

- 5,832,752 A \* 11/1998 Zeller ..... E05B 17/10  
242/373
- 5,921,116 A \* 7/1999 Goldenberg ..... B60R 25/005  
70/18
- 5,992,182 A \* 11/1999 Lonati ..... D04B 1/06  
66/172 R
- 6,718,802 B2 \* 4/2004 Vito ..... B62H 5/00  
70/18
- D686,485 S \* 7/2013 Taylor ..... D8/333
- D698,621 S \* 2/2014 Moreau ..... D8/333
- D709,105 S \* 7/2014 Saejin ..... D15/85
- D722,262 S \* 2/2015 Stevens ..... D8/333
- 9,163,431 B2 \* 10/2015 Young ..... E05B 67/063

**Related U.S. Application Data**

- (63) Continuation of application No. 13/619,517, filed on Sep. 14, 2012, now abandoned.
- (51) **LOC (10) Cl.** ..... **08-07**
- (52) **U.S. Cl.**  
USPC ..... **D8/339**
- (58) **Field of Classification Search**  
USPC ..... D8/330, 331, 333, 343, 339, 336, 349,  
D8/334, 354; 70/14-16, 18, 57, 25, 158,  
70/163-168, 233, 38 A, 38 C, 23, 20, 30,  
70/51, 57.1, 202, 203, 431, 448, 465, 466;  
292/288, 290, 340  
CPC ..... E05B 71/00; E05B 67/04; E05B 67/06;  
E05B 67/22  
See application file for complete search history.

\* cited by examiner

*Primary Examiner* — Prabhakar Deshmukh  
(74) *Attorney, Agent, or Firm* — Lawrence S. Cohen

(57) **CLAIM**  
I claim the ornamental design for multi-access bike lock, as shown and described.

**DESCRIPTION**

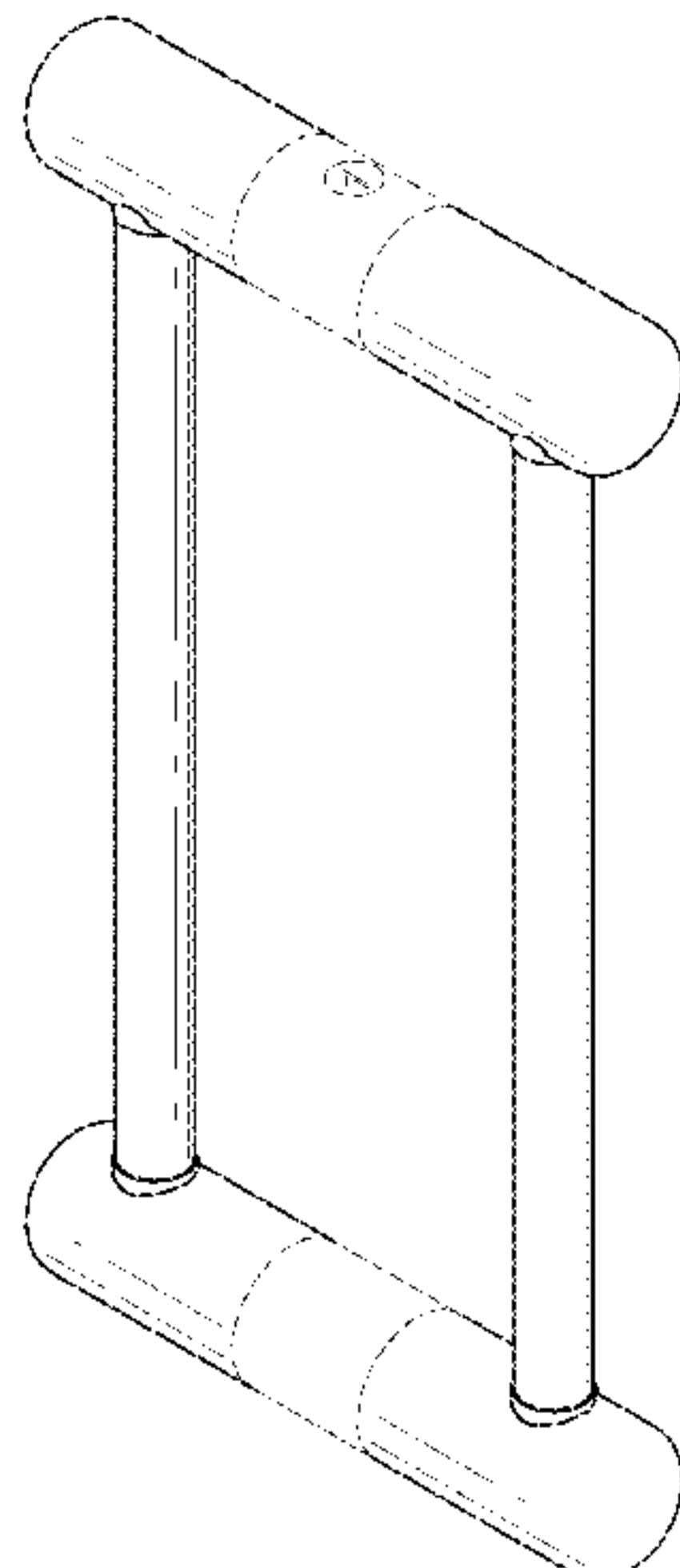
FIG. 1 is a perspective view of a multi-access bike lock showing my new design;  
 FIG. 2 is a front elevational view thereof the rear elevational view being the same;  
 FIG. 3 is a bottom view thereof the top view being the same;  
 FIG. 4 is a right side view thereof the left side view being the same;  
 FIG. 5 is a perspective view of a second embodiment of a multi-access bike lock;  
 FIG. 6 is a front elevational view thereof the rear elevational view being the same;  
 FIG. 7 is a bottom view thereof the top view being the same;  
 FIG. 8 is a right side view thereof the left side view being the same;  
 FIG. 9 is perspective view of a third embodiment of a multi-access bike lock;  
 FIG. 10 is a front elevational view thereof the rear elevational view being the same;  
 FIG. 11 is a bottom view thereof;  
 FIG. 12 is a top view thereof; and,  
 FIG. 13 is a right side view thereof the left side view being the same.  
 The broken lines indicate unclaimed portions and form no part of the claimed design.

(56) **References Cited**

**U.S. PATENT DOCUMENTS**

- 3,805,564 A \* 4/1974 Velardo ..... B62H 5/14  
70/18
- D238,548 S \* 1/1976 Seakan ..... D8/333
- D239,003 S \* 3/1976 Seakan ..... D8/334
- 5,092,142 A \* 3/1992 Zane ..... E05B 67/063  
70/233
- 5,101,646 A \* 4/1992 Goldman ..... E05B 67/22  
70/38 A
- 5,505,064 A \* 4/1996 Wang ..... E05B 67/06  
70/39
- 5,642,635 A \* 7/1997 Wen-Chyun ..... E05B 67/28  
70/227
- 5,706,679 A \* 1/1998 Zane ..... E05B 67/003  
70/18

**1 Claim, 9 Drawing Sheets**



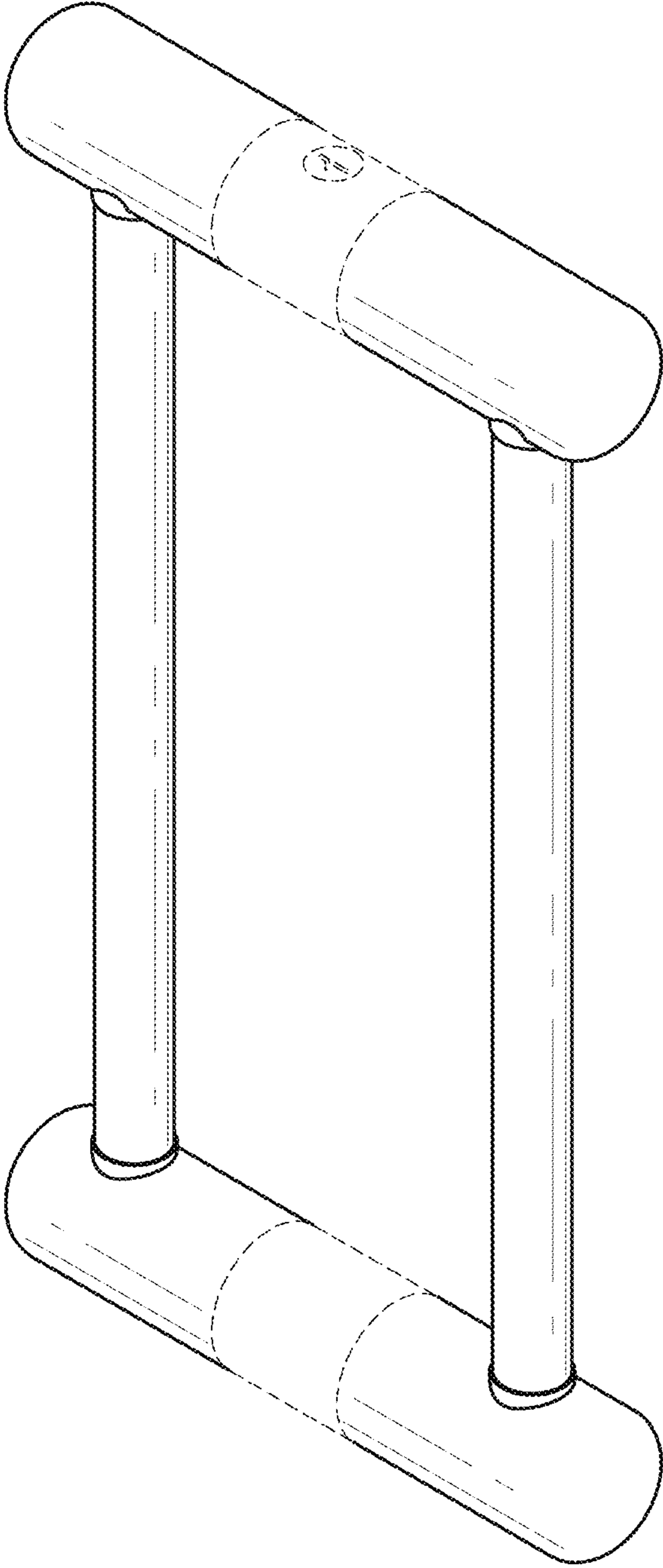


Figure 1

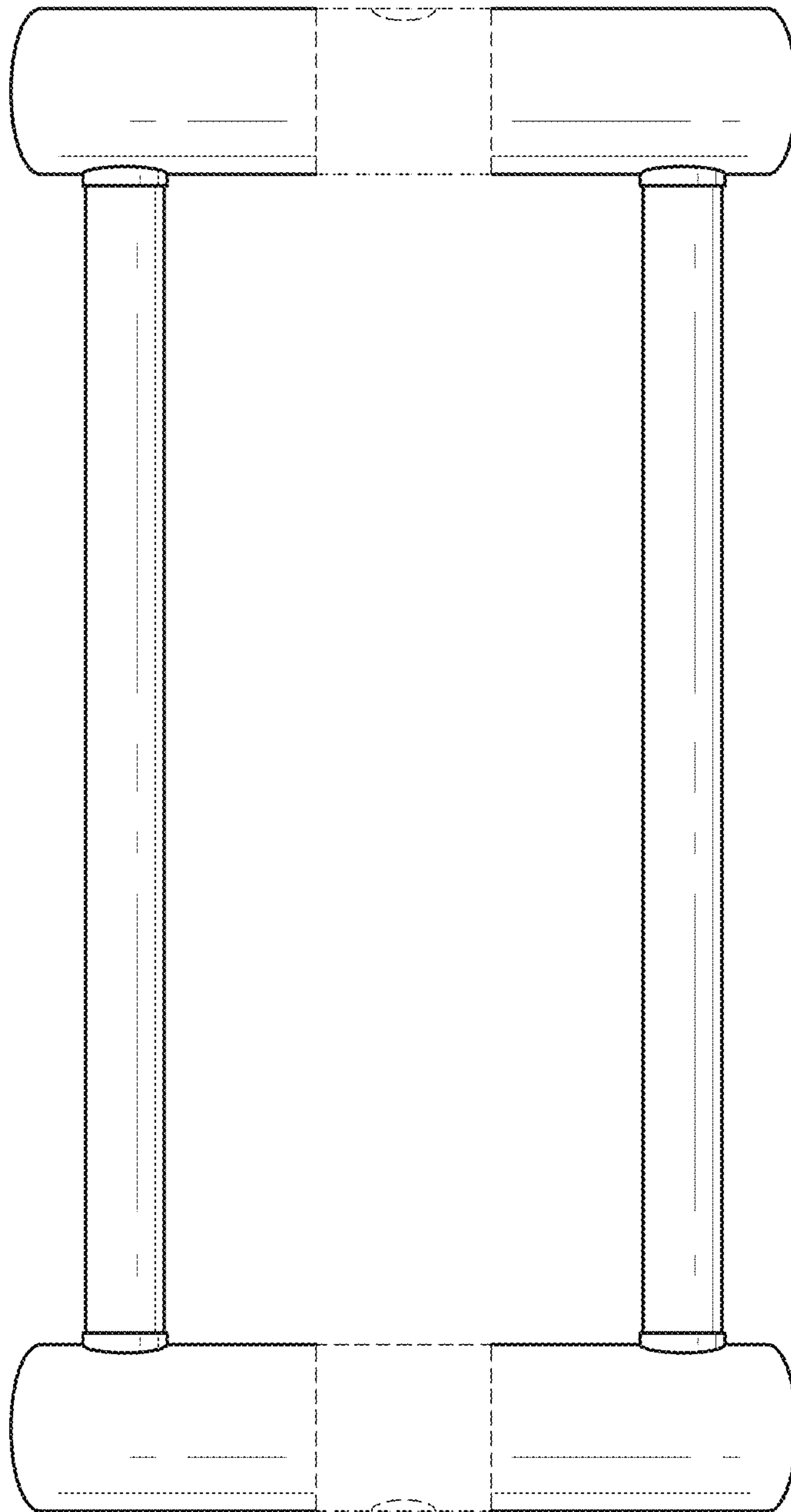


Figure 2

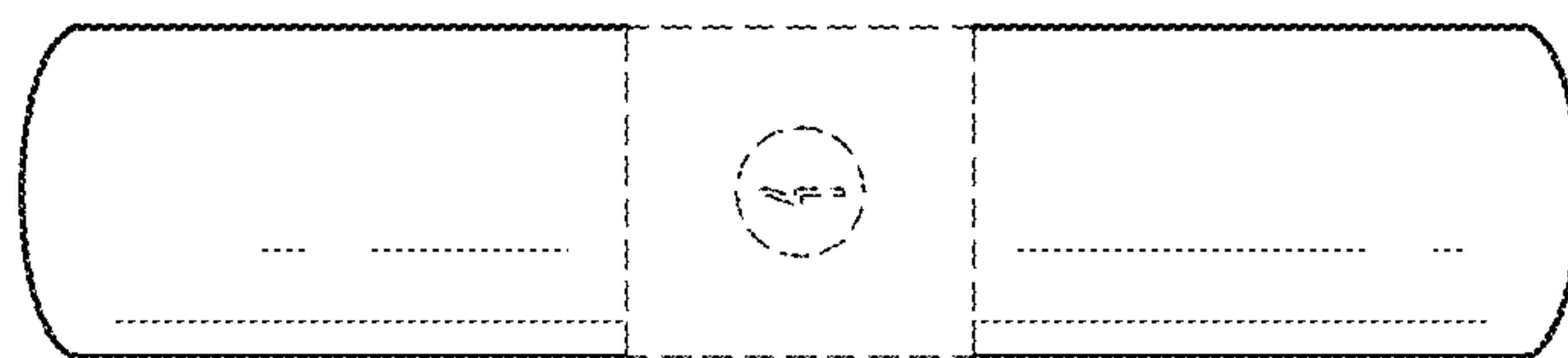


Figure 3

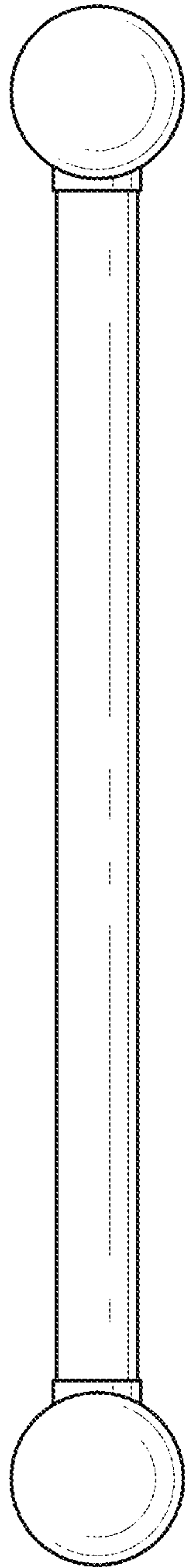


Figure 4

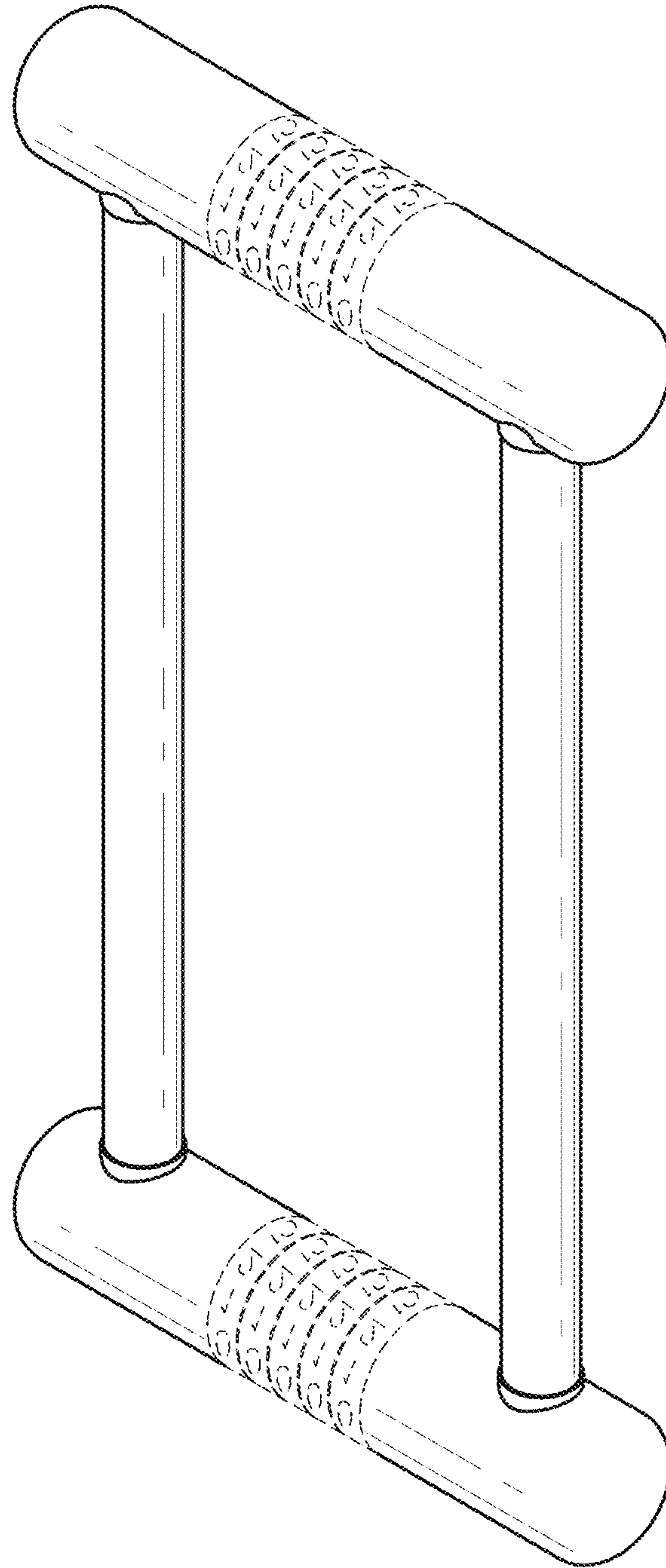


Figure 5

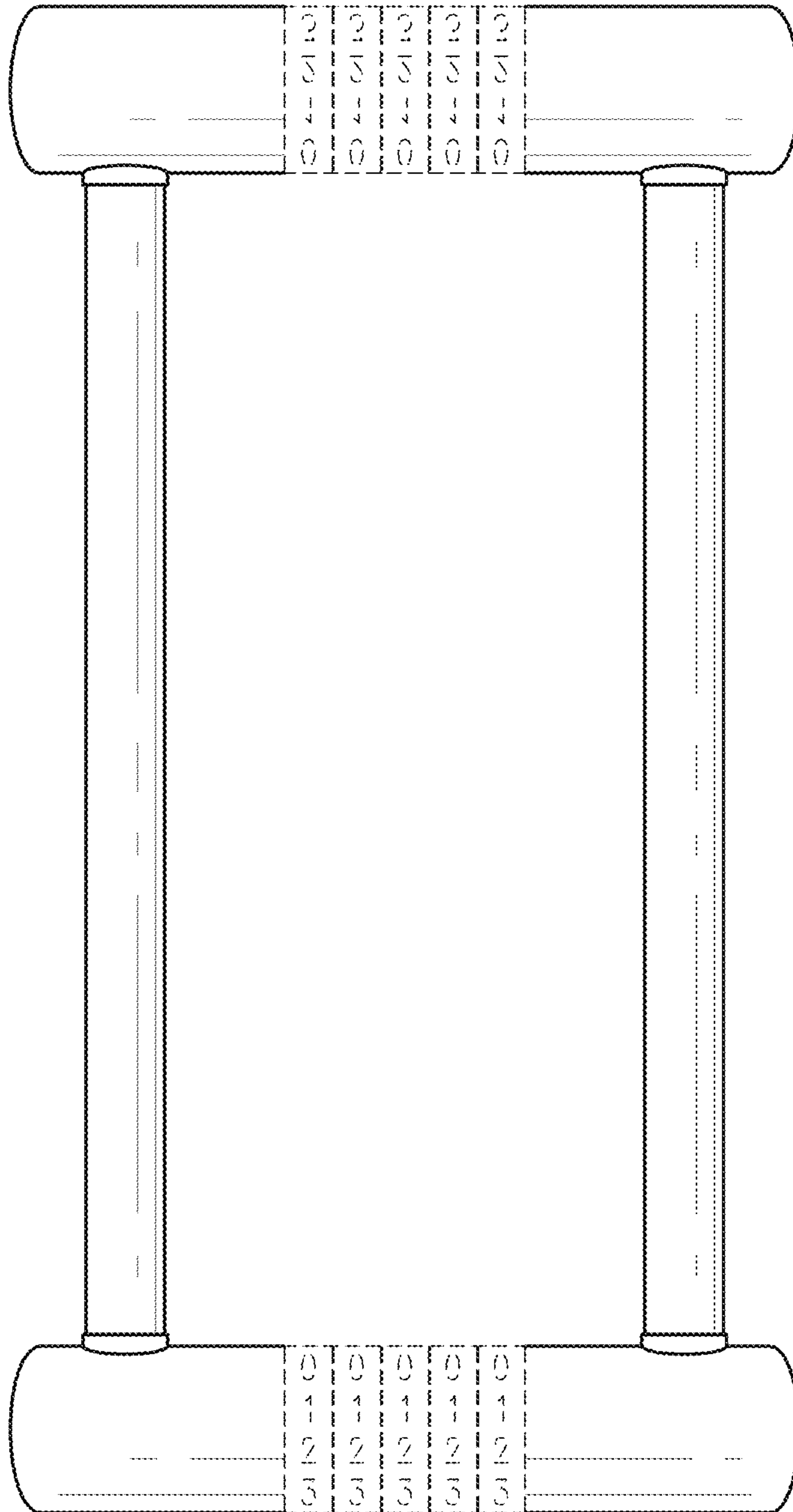


Figure 6



Figure 7



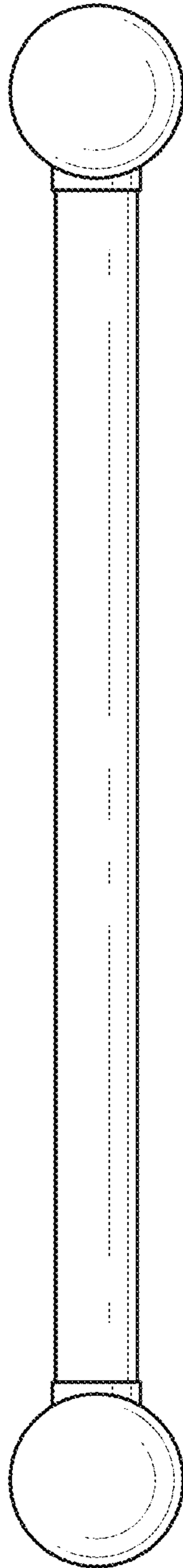


Figure 8

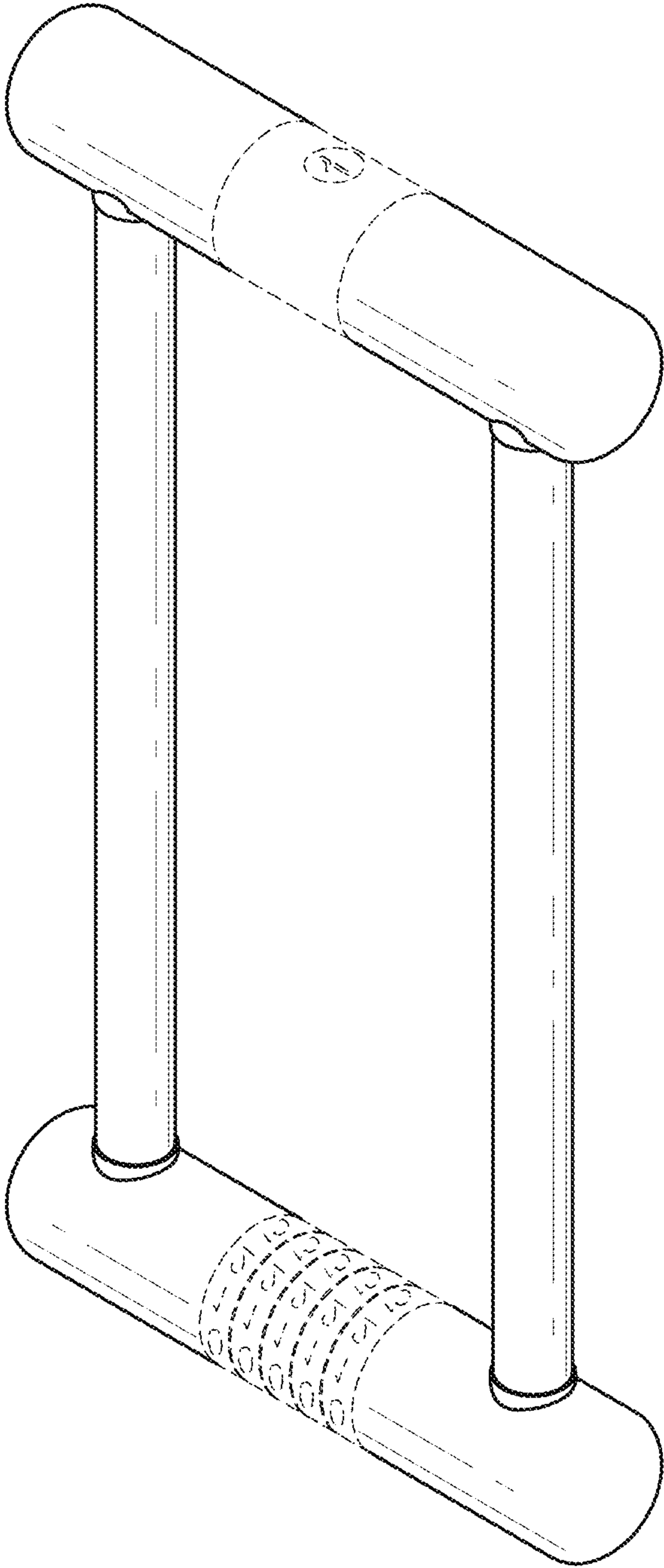


Figure 9



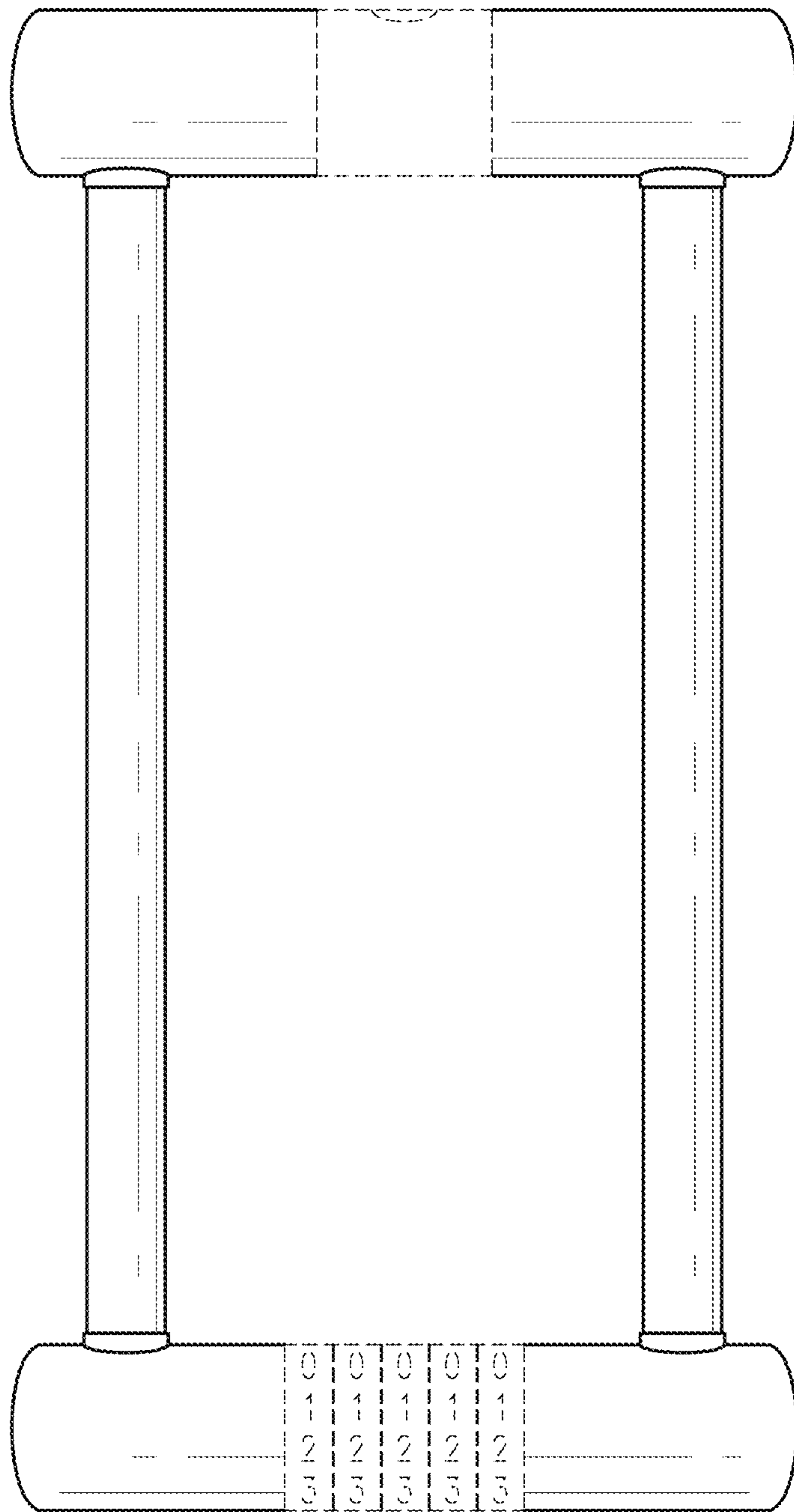


Figure 10



Figure 11

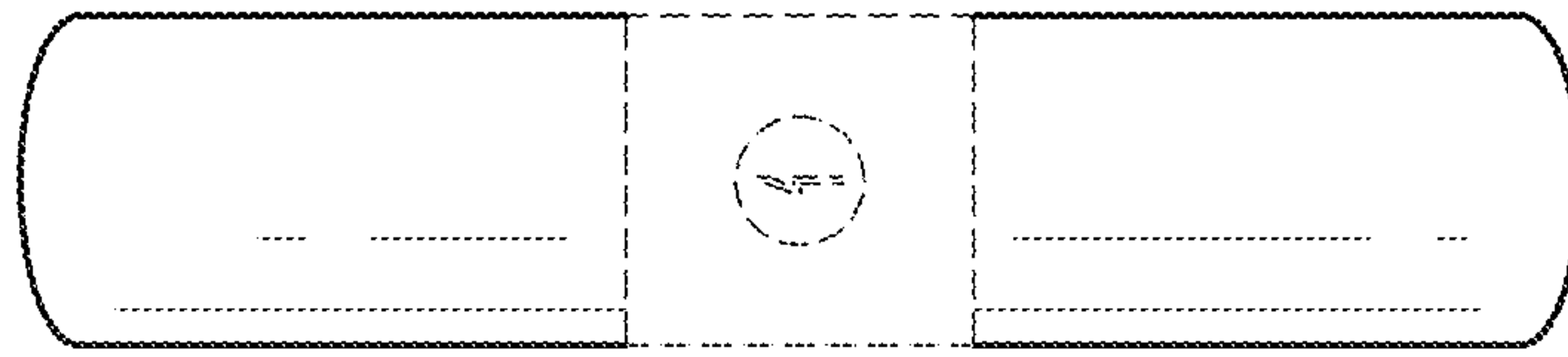


Figure 12

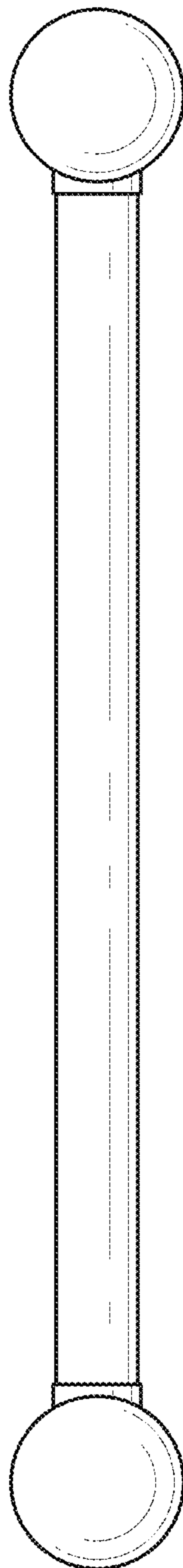


Figure 13