



US00D773266S

(12) **United States Design Patent** (10) **Patent No.:** **US D773,266 S**
Hsieh (45) **Date of Patent:** **** Dec. 6, 2016**

(54) **HAND TOOL** 8,056,449 B2 * 11/2011 Hsieh B25B 13/04
81/121.1
(71) Applicant: **KABO TOOL COMPANY**, Taichung D659,495 S * 5/2012 Taylor, Jr. D8/29
(TW) 8,215,207 B2 * 7/2012 Huang B25B 13/463
81/63.1
(72) Inventor: **Chih-Ching Hsieh**, Taichung (TW) D709,343 S * 7/2014 Huang D8/29
8,869,660 B2 * 10/2014 Hsieh B25B 13/04
81/119

(73) Assignee: **KABO TOOL COMPANY**, Taichung (TW)

* cited by examiner

(**) Term: **15 Years**

Primary Examiner — Randall Gholson

(74) *Attorney, Agent, or Firm* — Guice Patents PLLC

(21) Appl. No.: **29/529,116**

(57) **CLAIM**

The ornamental design for a hand tool, as shown and described.

(22) Filed: **Jun. 3, 2015**

(51) **LOC (10) Cl.** **08-05**

(52) **U.S. Cl.**

USPC **D8/29; D8/27; D8/28**

(58) **Field of Classification Search**

USPC D8/29; 81/60, 177.1, 177.85, 121.1,
81/124.3, 165-170, 110.1, 176.2, 124.6,
176.1, 81/176.15, 177.2, 186; 16/110.1

CPC B25B 13/06; B25B 13/065

See application file for complete search history.

DESCRIPTION

FIG. 1 is a perspective view of a first embodiment of the hand tool;

FIG. 2 is a front view of FIG. 1;

FIG. 3 is a perspective view of a second embodiment of the hand tool; and,

FIG. 4 is a perspective view of a third embodiment of the hand tool.

The broken lines shown on the drawings are included for the purpose of illustrating unclaimed features of the hand tool and form no part of the claimed design.

The design discloses a hand tool having a fitting hole. The fitting hole is a configuration of hexagon with six walls and six corners. The corners are embowed. Each wall has a recess and two slopes, the two slopes are symmetrical.

(56) **References Cited**

U.S. PATENT DOCUMENTS

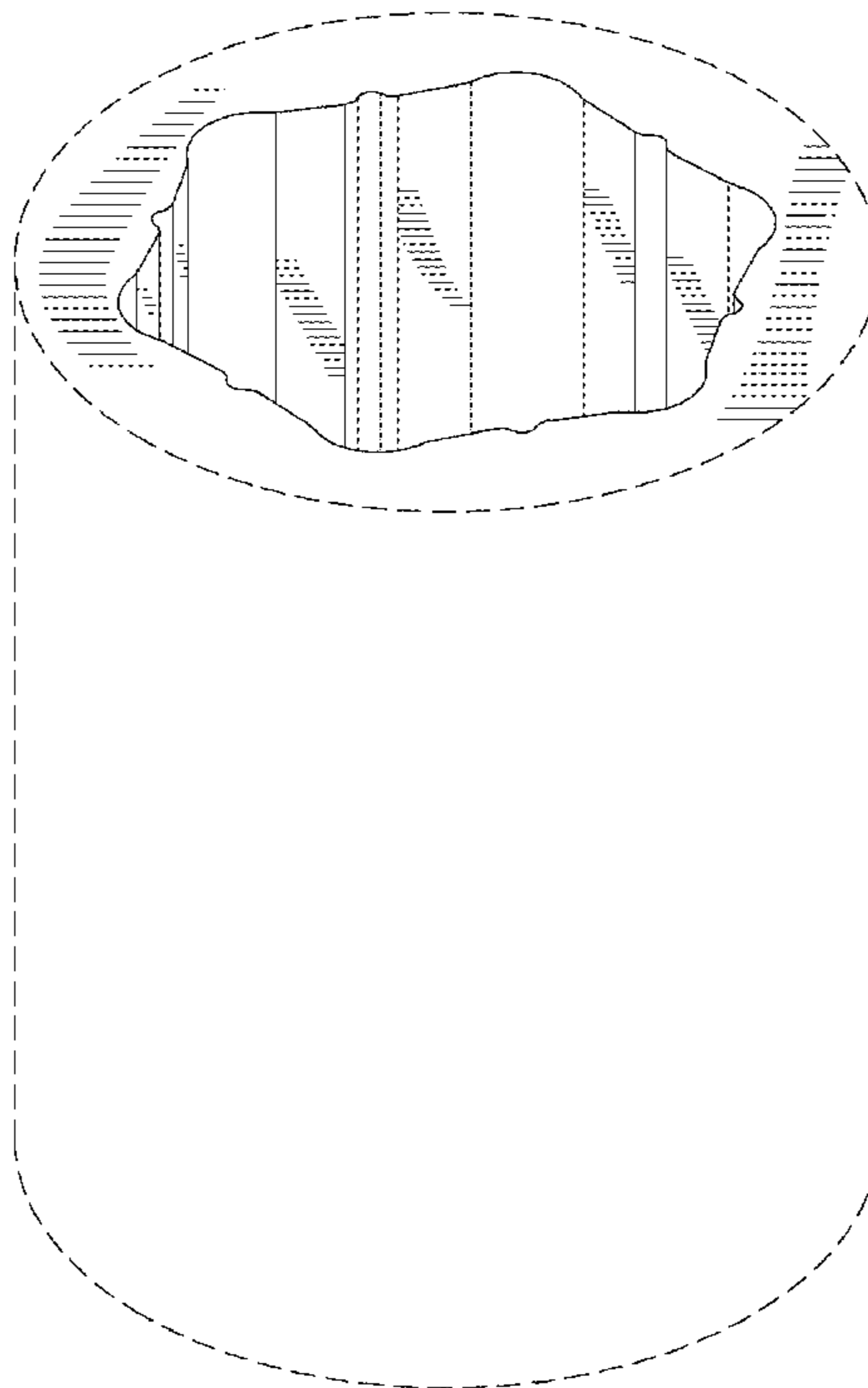
6,009,778 A * 1/2000 Hsieh B25B 13/08
81/119

6,305,252 B1 * 10/2001 Hsu B25B 13/04
81/125.1

D570,657 S * 6/2008 Hsieh D8/29

D597,809 S * 8/2009 Hsieh D8/29

1 Claim, 4 Drawing Sheets



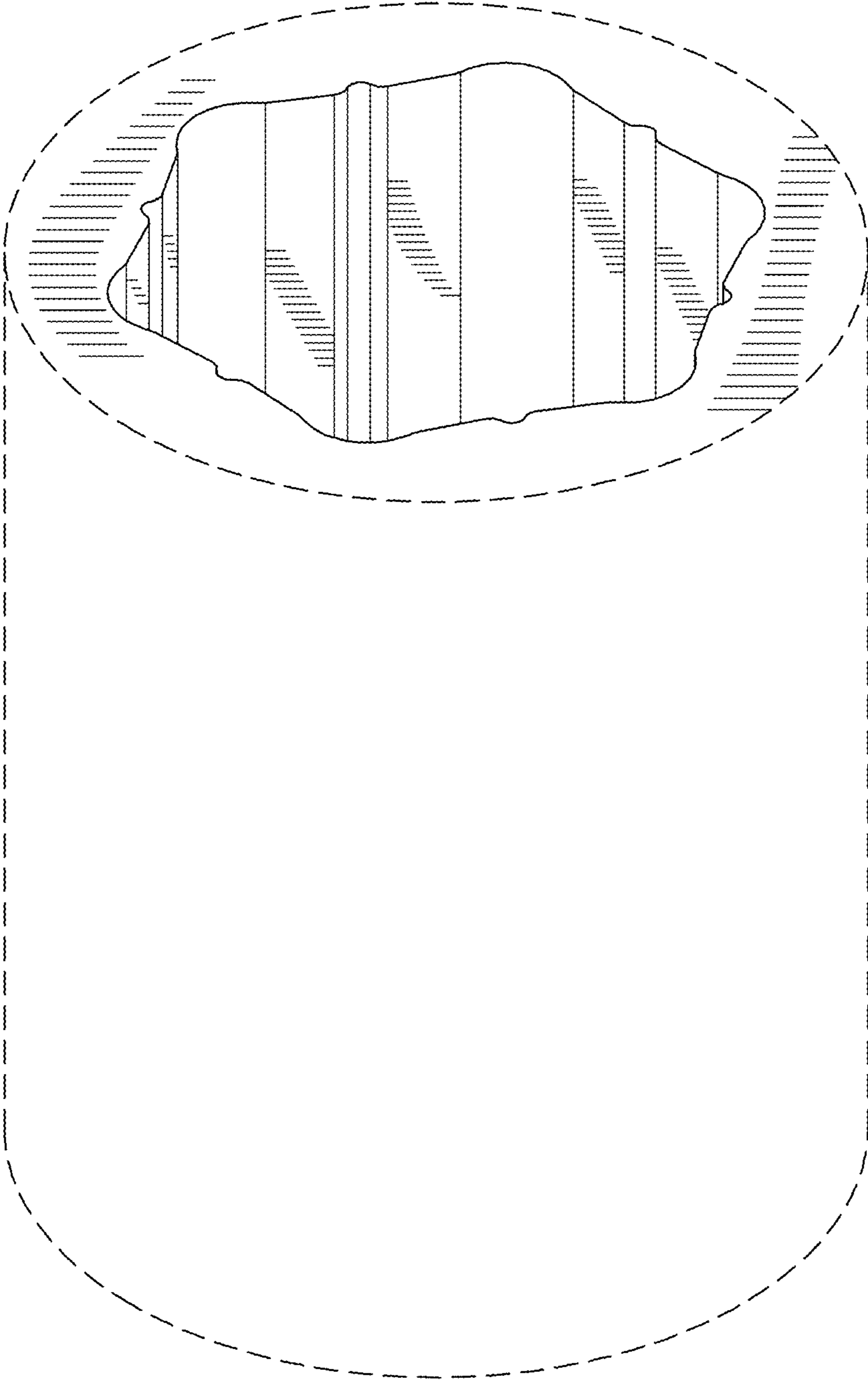


Fig. 1

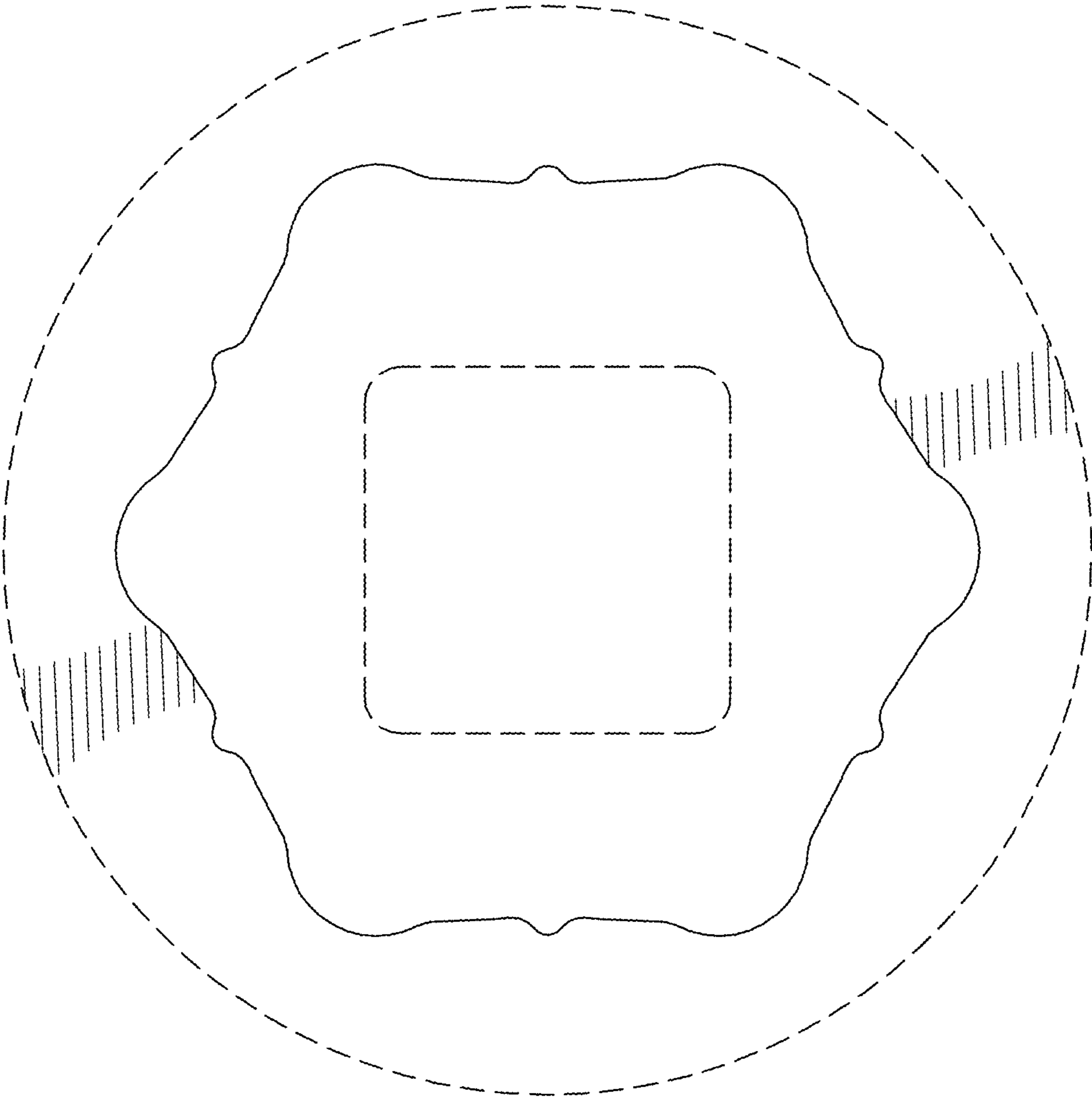


Fig. 2

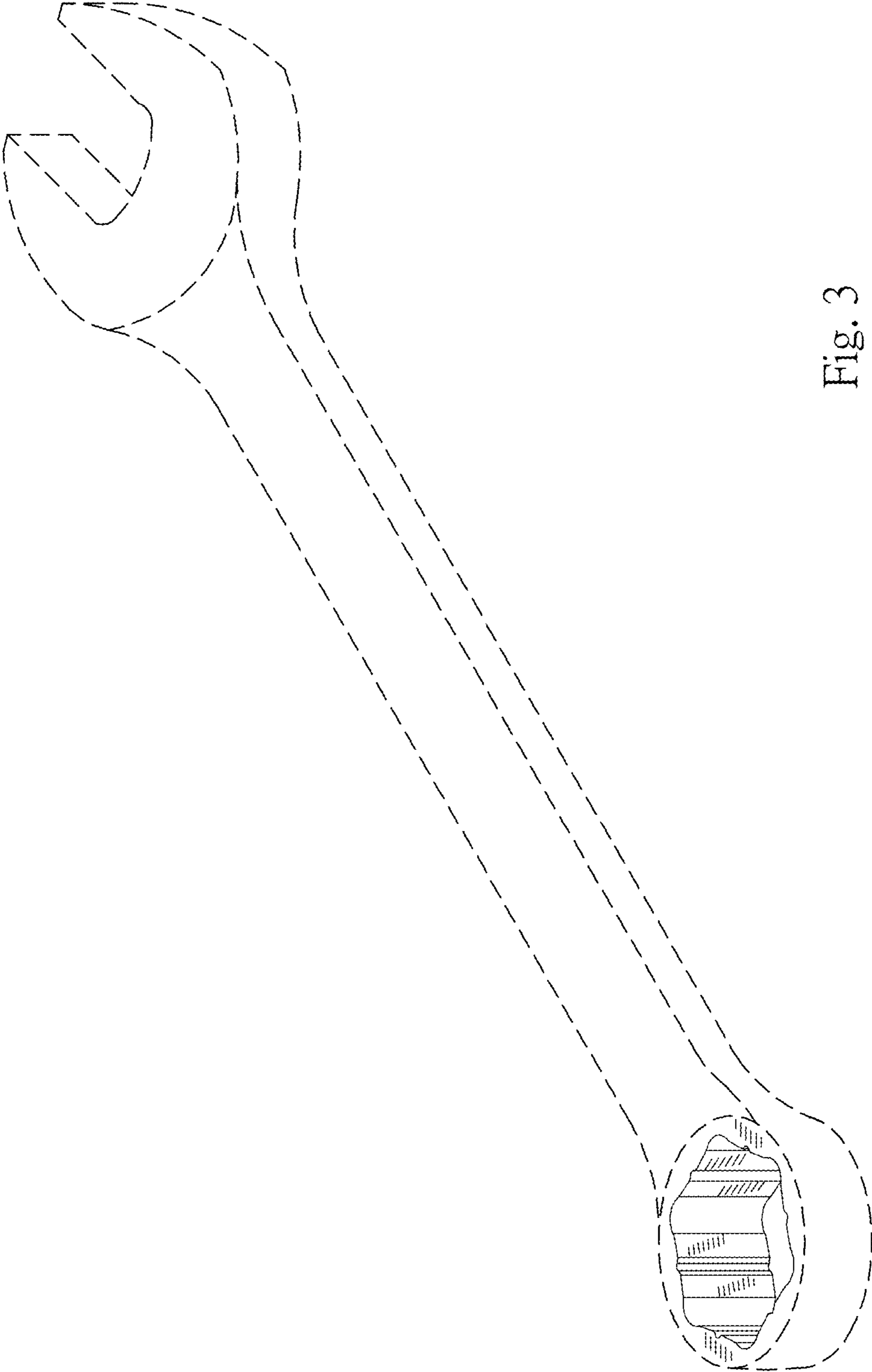


Fig. 3

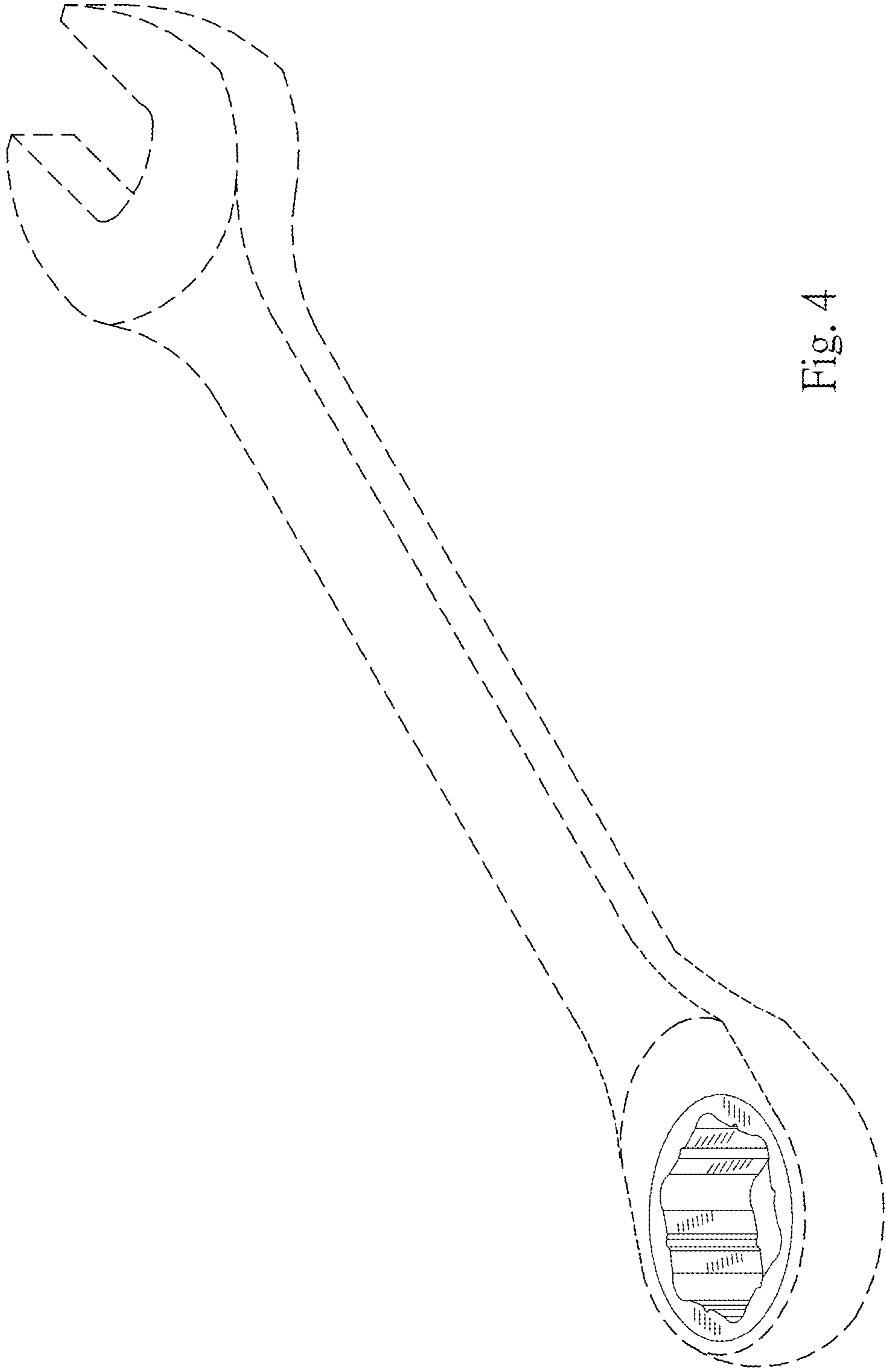


Fig. 4