



US00D773263S

(12) **United States Design Patent** (10) **Patent No.:** **US D773,263 S**
Mather (45) **Date of Patent:** **** Dec. 6, 2016**

(54) **TRAILER CONNECTION GUIDE TOOL**
(71) Applicant: **Floyd Mather**, Golden Valley, AZ (US)
(72) Inventor: **Floyd Mather**, Golden Valley, AZ (US)
(**) Term: **15 Years**
(21) Appl. No.: **29/527,866**
(22) Filed: **May 22, 2015**
(51) **LOC (10) Cl.** **08-05**
(52) **U.S. Cl.**
USPC **D8/14; D12/162**
(58) **Field of Classification Search**
USPC D12/162, 188; D10/71, 65; D8/14, 71,
D8/349
CPC B60D 1/36; B60D 1/363
See application file for complete search history.

6,637,718 B2 10/2003 Wilson
6,916,109 B2 7/2005 Julicher
6,948,733 B2 9/2005 Webster et al.
7,036,840 B2 * 5/2006 Kwilinski B60D 1/36
280/432
D563,838 S * 3/2008 McCowan D12/162
7,350,798 B1 * 4/2008 Farrugia B60D 1/36
280/477
D599,231 S 9/2009 Rosso et al.
D687,353 S * 8/2013 Dunn D12/162
D692,785 S 11/2013 Pirayesh et al.
D709,409 S * 7/2014 Story D12/162

* cited by examiner

Primary Examiner — Phillip S Hyder

(57) **CLAIM**

The ornamental design for a trailer connection guide tool, as shown and described.

(56) **References Cited**

U.S. PATENT DOCUMENTS

3,747,958 A 7/1973 Hackett
3,866,328 A 2/1975 Alexander
D270,906 S * 10/1983 Orr D10/110
D331,900 S * 12/1992 Simmen D12/162
D334,264 S * 3/1993 Albanese D3/210
D344,485 S * 2/1994 Linne D12/187
5,330,196 A * 7/1994 Ricles B60D 1/363
280/477
5,779,256 A 7/1998 Vass
D425,001 S * 5/2000 Bullock D12/188
6,139,041 A * 10/2000 Murphy B60D 1/36
280/477
6,557,483 B2 * 5/2003 Nathan B60D 1/36
116/173

DESCRIPTION

FIG. 1 is a front view of a trailer connection guide tool showing my new design;
FIG. 2 is a rear view of the trailer connection guide tool;
FIG. 3 is a left side view of the trailer connection guide tool;
FIG. 4 is a right side view of the trailer connection guide tool;
FIG. 5 is a top view of the trailer connection guide tool;
FIG. 6 is a bottom view of the trailer connection guide tool;
and,
FIG. 7 is a front bottom and side isometric view of the trailer connection guide tool.

1 Claim, 5 Drawing Sheets

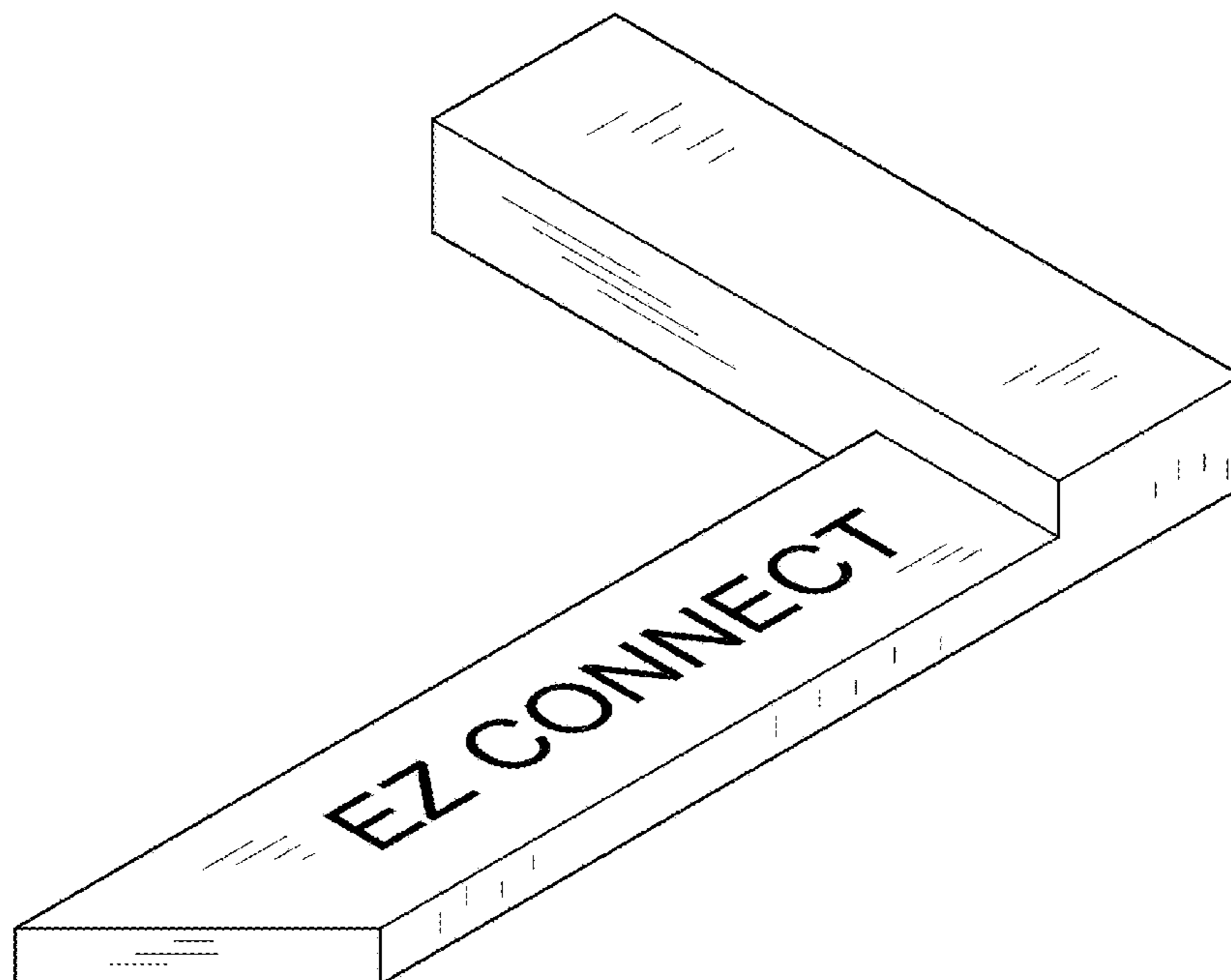




FIG. 1




FIG. 2



FIG. 4



FIG. 3



FIG. 5




FIG. 6




FIG. 7