



US00D773262S

(12) **United States Design Patent** (10) **Patent No.:** **US D773,262 S**  
**Welch** (45) **Date of Patent:** **\*\* Dec. 6, 2016**

(54) **HEAD PORTION OF A SHOVEL**  
(71) Applicant: **Getagadget Inc.**, Austin, TX (US)  
(72) Inventor: **James Douglas Welch**, Austin, TX (US)  
(73) Assignee: **Getagadget, Inc.**, Austin, TX (US)  
(\*\*) Term: **15 Years**  
(21) Appl. No.: **29/550,365**  
(22) Filed: **Jan. 3, 2016**

*Primary Examiner* — Sandra Snapp  
*Assistant Examiner* — Ieisha Price  
(74) *Attorney, Agent, or Firm* — David O. Simmons

(57) **CLAIM**  
The ornamental design for a head portion of a shovel, as shown and described.

**DESCRIPTION**

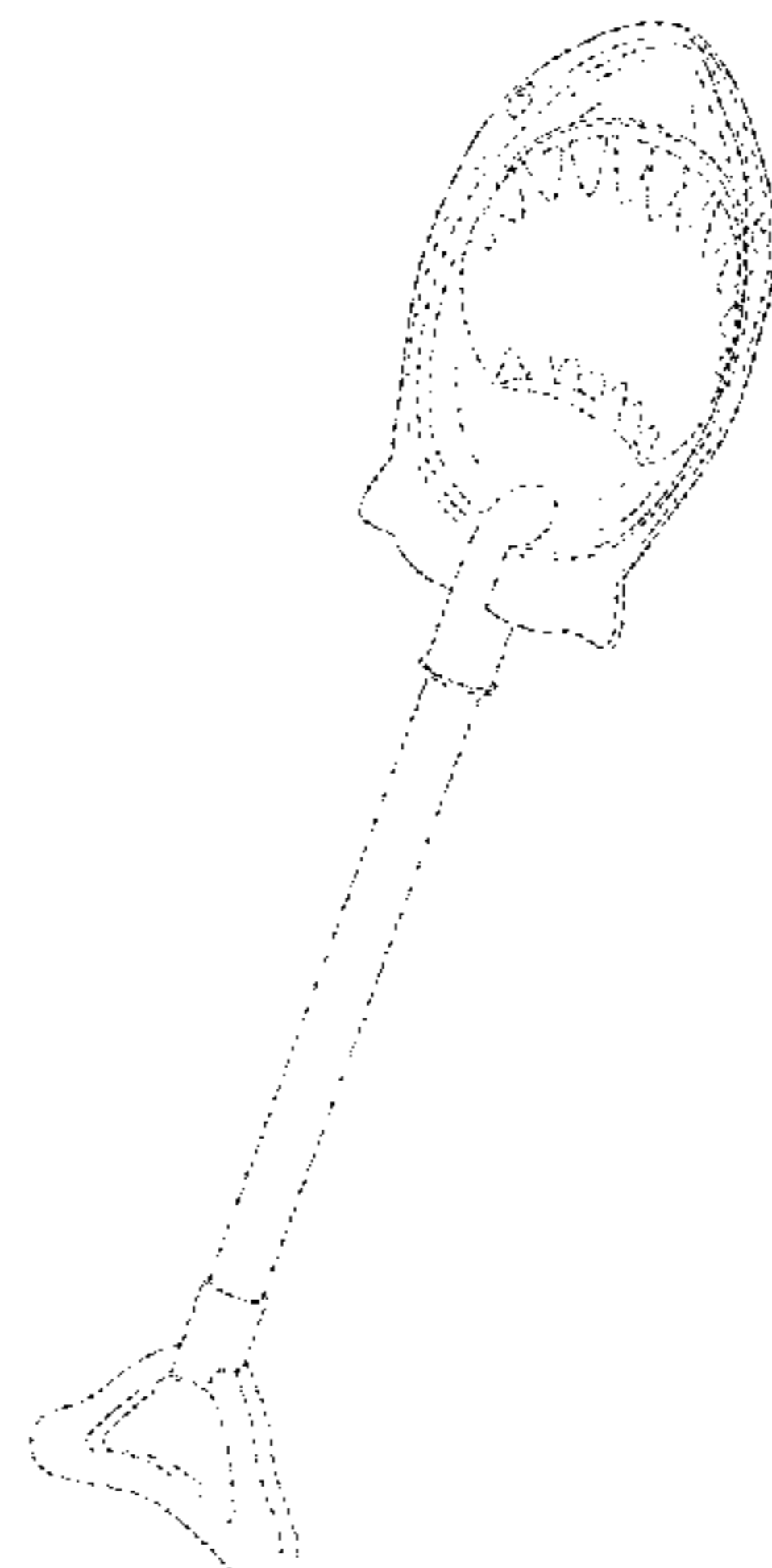
**Related U.S. Application Data**  
(62) Division of application No. 29/488,498, filed on Apr. 19, 2014, now Pat. No. Des. 747,163.  
(51) **LOC (10) Cl.** ..... **08-01**  
(52) **U.S. Cl.**  
USPC ..... **D8/10; D21/532**  
(58) **Field of Classification Search**  
USPC ..... D8/6, 7, 9, 10, 11, 18, 19; D21/532, D21/599, 597, 658, 659  
CPC ..... A01B 1/02; A01B 1/22; A01B 1/225; A01B 1/24; A01B 1/00; A63H 33/32  
See application file for complete search history.

FIG. 1 is a top perspective view of a head portion of a shovel in accordance with the present invention, with the broken lines showing subject matter which forms no part of the claimed design;  
FIG. 2 is an enlarged top perspective view of the head portion of the shovel as shown in FIG. 1, with the broken lines showing subject matter which forms no part of the claimed design;  
FIG. 3 is a top plan view of the head portion of a shovel of FIG. 2, with the broken lines showing subject matter which forms no part of the claimed design;  
FIG. 4 is a bottom plan view of the head portion of a shovel of FIG. 2, with the broken lines showing subject matter which forms no part of the claimed design;  
FIG. 5 is a right side elevation view of the head portion of a shovel of FIG. 2, with the broken lines showing subject matter which forms no part of the claimed design;  
FIG. 6 is a left side elevation view of the head portion of a shovel of FIG. 2, with the broken lines showing subject matter which forms no part of the claimed design;  
FIG. 7 is a rear elevation view of the head portion of a shovel of FIG. 2, with the broken lines showing subject matter which forms no part of the claimed design; and,  
FIG. 8 is a front elevation view of the head portion of a shovel of FIG. 2, with the broken lines showing subject matter which forms no part of the claimed design.

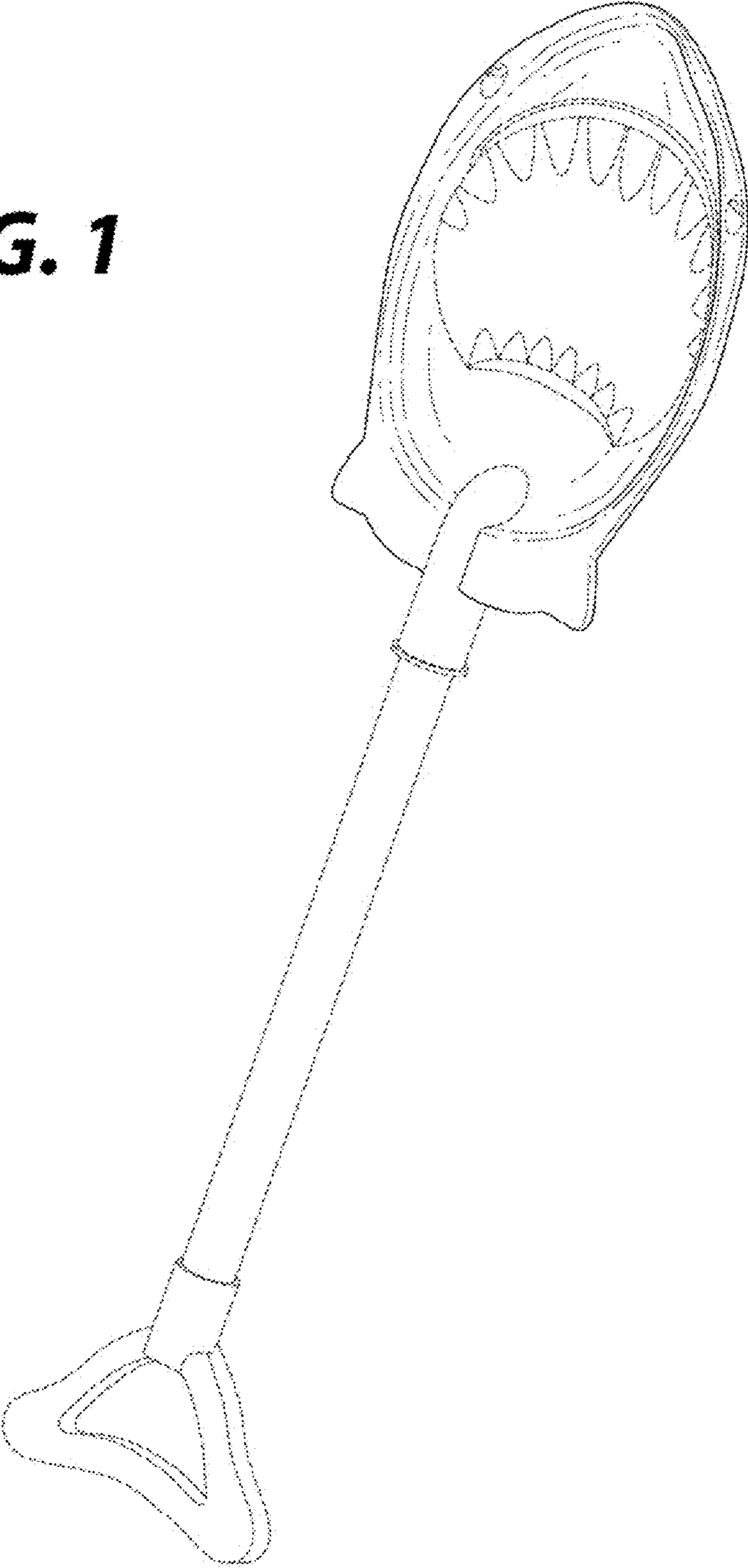
(56) **References Cited**  
U.S. PATENT DOCUMENTS  
D87,212 S \* 6/1932 Halvorsen ..... D8/38  
D252,308 S \* 7/1979 Ochwat ..... D2/719  
D334,696 S \* 4/1993 Makris ..... D21/599  
D433,800 S \* 11/2000 Chapman ..... D3/216  
D433,899 S \* 11/2000 Saffron ..... D8/18  
D611,790 S \* 3/2010 Welch ..... D8/38  
D633,350 S \* 3/2011 Welch ..... D8/18  
D636,644 S \* 4/2011 Madill, Jr. .... D8/10  
D658,956 S \* 5/2012 Welch ..... D8/18  
D699,033 S \* 2/2014 Welch ..... D21/599  
D710,664 S \* 8/2014 Licciardello, Jr. .... D8/10  
D747,163 S \* 1/2016 Welch ..... D21/532

\* cited by examiner

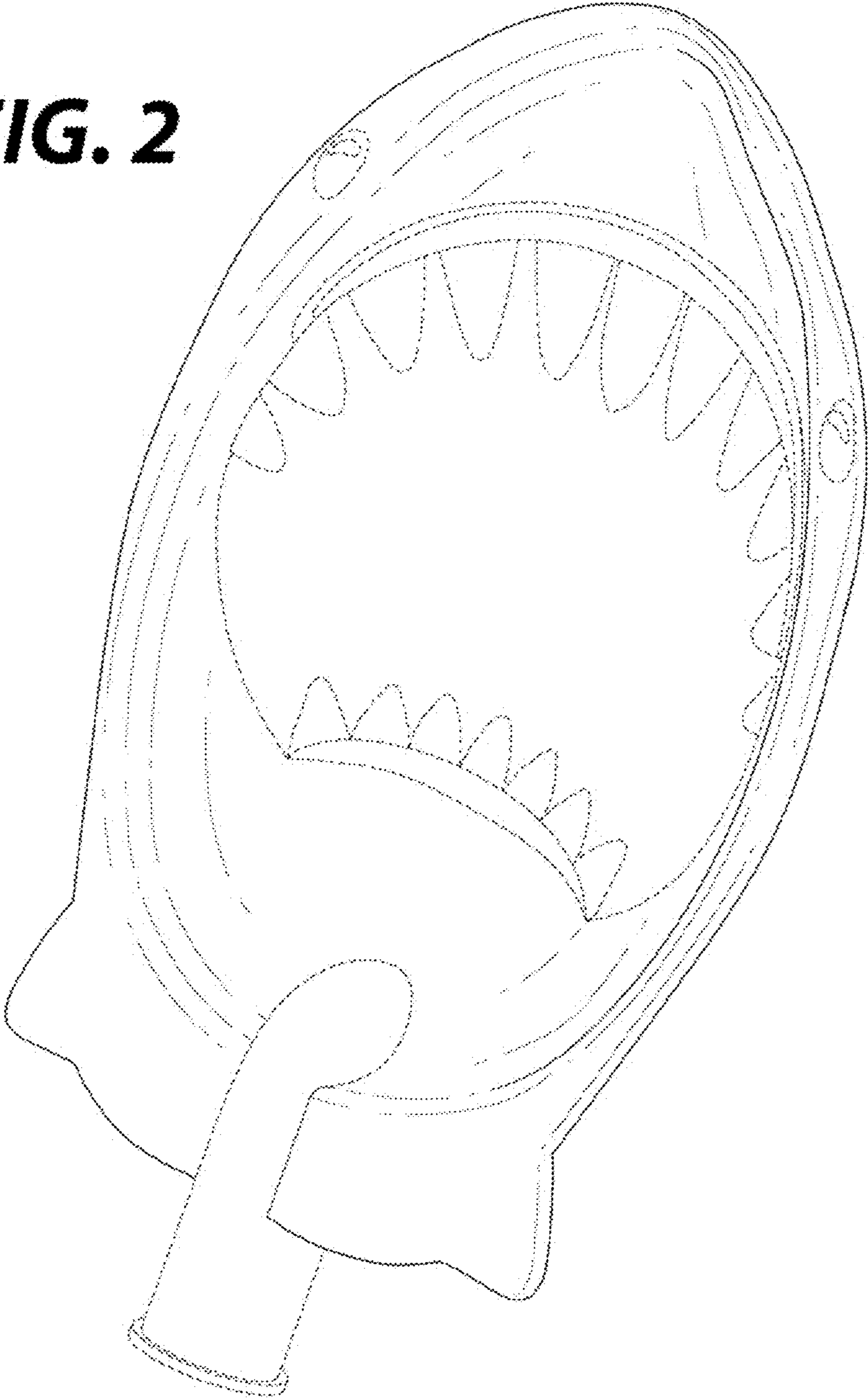
**1 Claim, 6 Drawing Sheets**



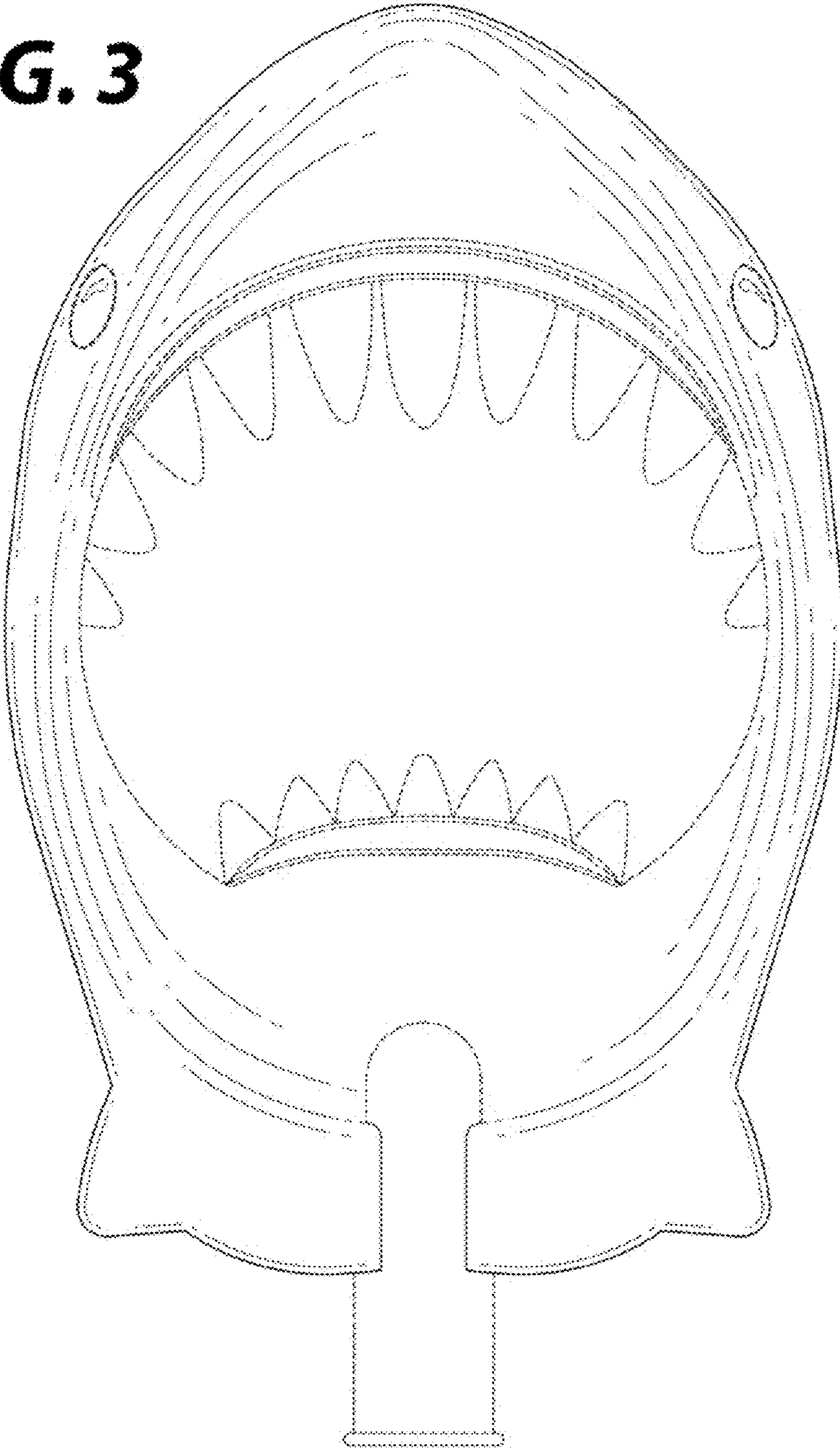
**FIG. 1**



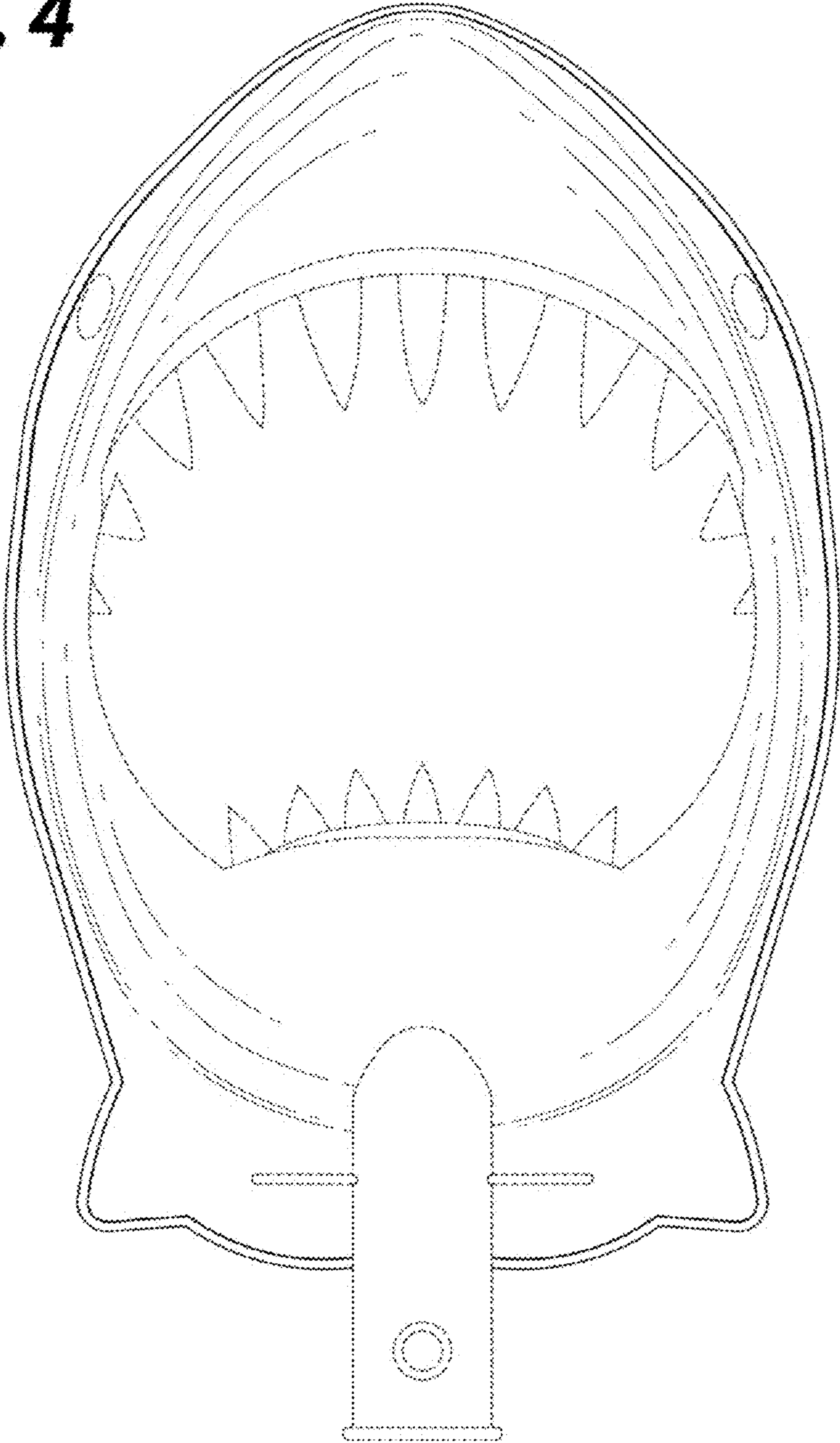
**FIG. 2**




**FIG. 3**




**FIG. 4**

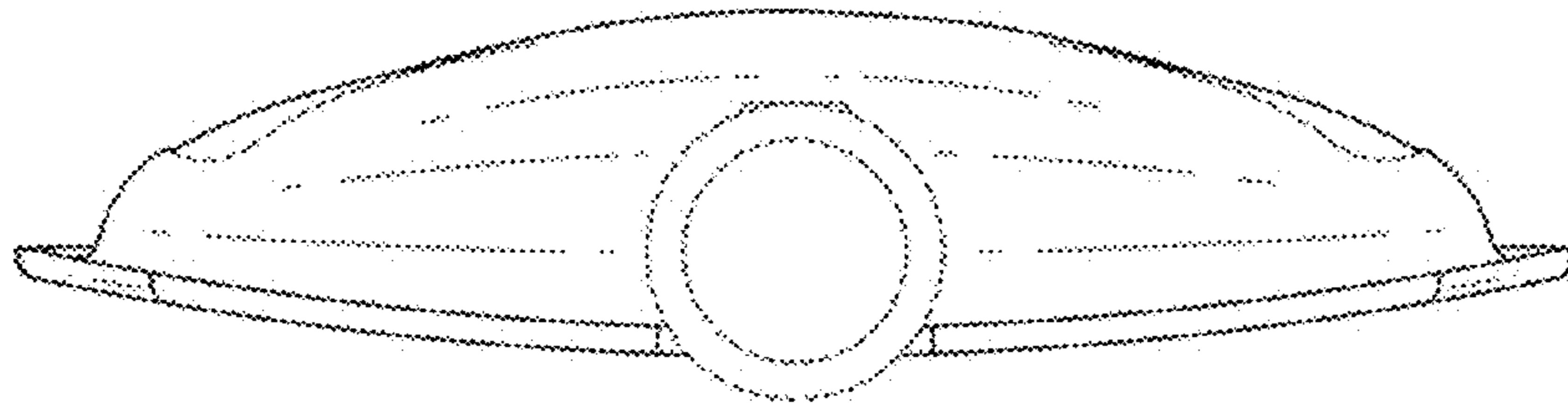




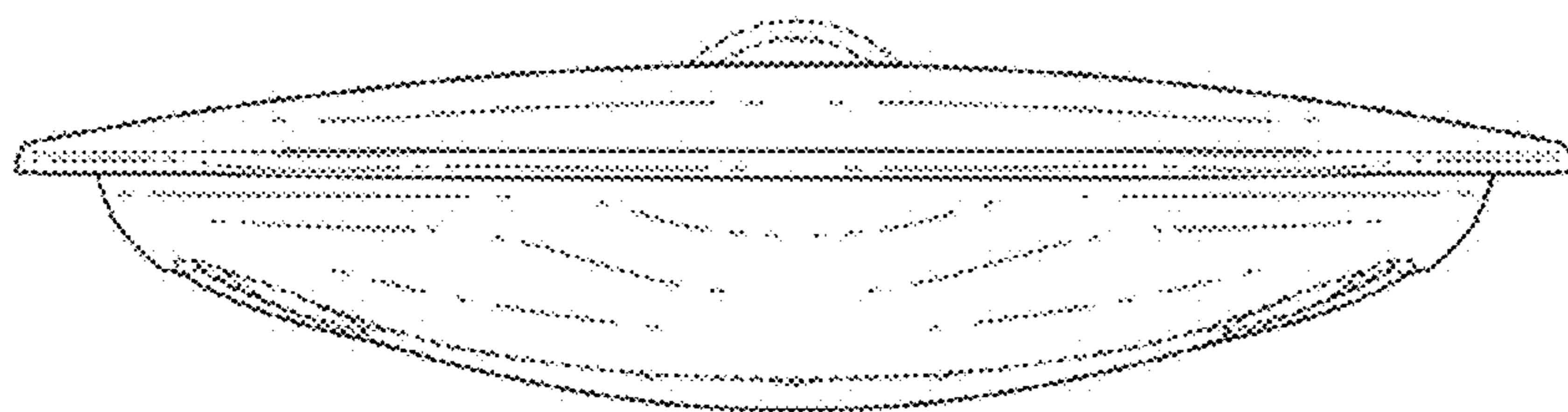
**FIG. 5**



**FIG. 6**



**FIG. 7**



**FIG. 8**