



US00D773259S

(12) **United States Design Patent** (10) **Patent No.:** **US D773,259 S**
Shamoon (45) **Date of Patent:** **** Dec. 6, 2016**

(54) **CUTTING BOARD SCOOP**
(71) Applicant: **Ellis Shamoon**, Dallas, TX (US)
(72) Inventor: **Ellis Shamoon**, Dallas, TX (US)
(**) Term: **15 Years**
(21) Appl. No.: **29/535,800**
(22) Filed: **Aug. 10, 2015**
(51) **LOC (10) Cl.** **07-04**
(52) **U.S. Cl.**
USPC **D7/698**
(58) **Field of Classification Search**
USPC D7/391, 543, 549, 550.1, 586,
D7/698-699; D9/645; D32/55-57
CPC A47J 47/00; A47J 47/005; A47J 47/20;
B26D 7/0006; B26D 7/018; B26D 7/20;
B23D 21/00; B23K 37/04; B23K 37/053;
B23Q 16/001
See application file for complete search history.

(56) **References Cited**
U.S. PATENT DOCUMENTS
D184,416 S 2/1959 Anderson
D239,688 S * 4/1976 Doman et al. D7/698
D262,507 S * 1/1982 Wooldridge D7/698
D281,566 S * 12/1985 Gangelhoff D7/698
D292,366 S * 10/1987 Kuether D7/391
D314,891 S 2/1991 Sata
D337,024 S * 7/1993 Stickel, III D7/549
D365,182 S * 12/1995 Zehrunge D32/55
D366,598 S 1/1996 Geddes
D390,072 S 2/1998 Miller
6,536,753 B1 * 3/2003 Keener A47J 47/005
269/13
6,651,836 B1 11/2003 Hofheins et al.
D489,971 S * 5/2004 Tamez D28/67
D500,940 S 1/2005 Goggin
D510,001 S * 9/2005 Farmer D7/699
D553,452 S 10/2007 Shamoon
D557,085 S 12/2007 Shamoon

D558,541 S 1/2008 Shamoon et al.
D563,739 S 3/2008 Shamoon
D577,268 S 9/2008 Shamoon
D581,747 S 12/2008 Repp
7,637,154 B1 12/2009 Robbins
D615,828 S 5/2010 Shamoon
D615,830 S 5/2010 Shamoon
D616,264 S 5/2010 Shamoon
D629,268 S 12/2010 Shamoon
D629,654 S 12/2010 Moon
7,878,493 B2 2/2011 Shamoon
D645,310 S 9/2011 Shamoon
D645,311 S * 9/2011 Shamoon D7/698
D671,378 S 11/2012 Shamoon
D679,557 S * 4/2013 Wardell D7/698
D694,594 S 12/2013 Shamoon
D723,883 S * 3/2015 Khuu D7/698

(Continued)

OTHER PUBLICATIONS

Joseph & Joseph, "Chop 2 Pot," chop2pot-plus.pdf, published in USA as of Aug. 9, 2015.
(Continued)

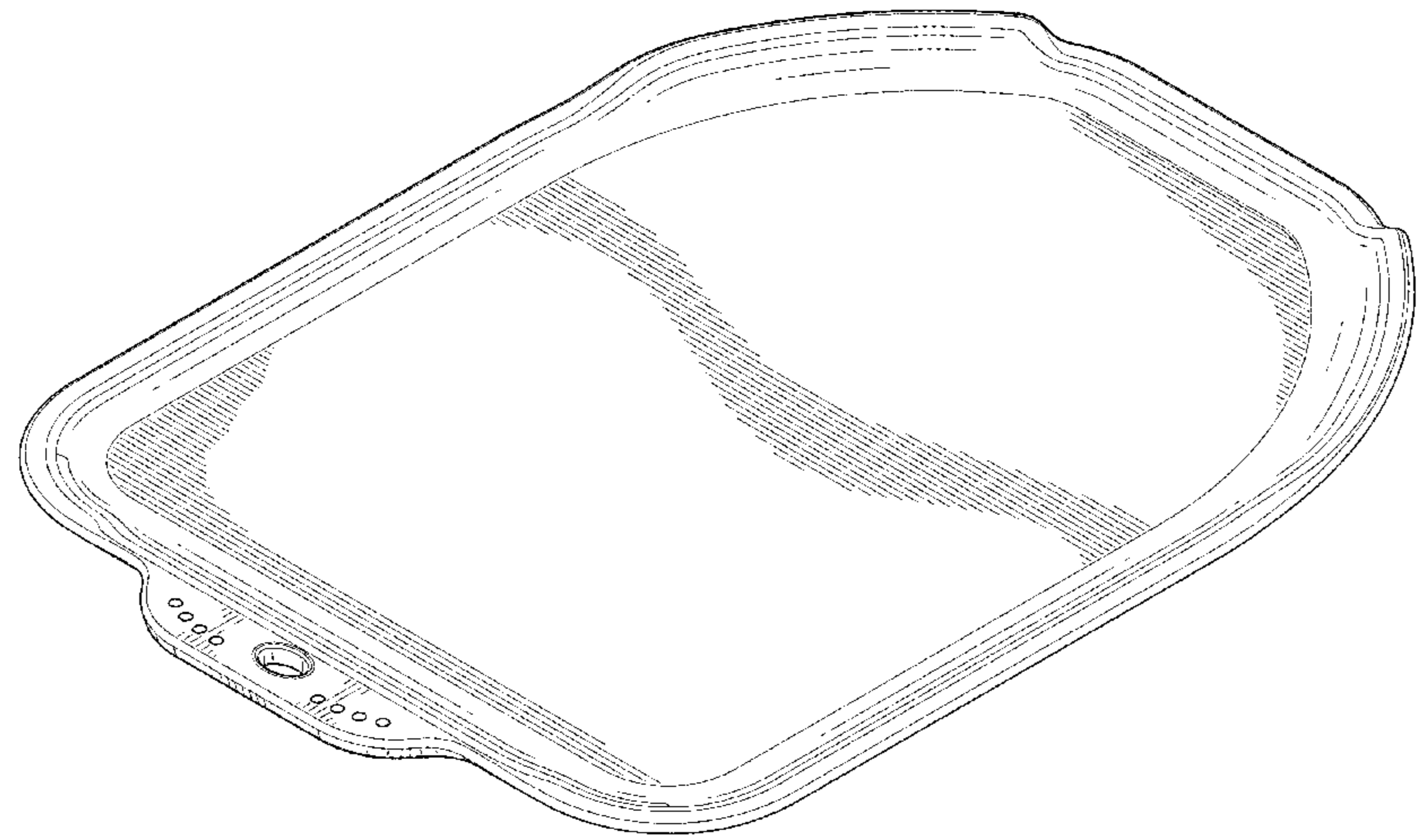
Primary Examiner — Ricky Pham
(74) *Attorney, Agent, or Firm* — Daniel V. Thompson

(57) **CLAIM**
The ornamental design for a cutting board scoop, as shown and described.

DESCRIPTION

FIG. 1 is a top-facing perspective view of the cutting board scoop showing my new design;
FIG. 2 is a rear elevational view thereof;
FIG. 3 is a front elevational view thereof;
FIG. 4 is a left-side elevational view thereof;
FIG. 5 is a right-side elevational view thereof;
FIG. 6 is a top plan view thereof; and,
FIG. 7 is a bottom plan view thereof.

1 Claim, 4 Drawing Sheets



(56)

References Cited

U.S. PATENT DOCUMENTS

D739,188 S 9/2015 Shamoon
2008/0237960 A1* 10/2008 Shamoon A47J 47/005
269/289 R

OTHER PUBLICATIONS

Cooking Concepts, CookingConcepts.pdf, photos of “Cutting Board with Soft Grip Handle” product, sold by Cooking Concepts, published in USA as of Aug. 9, 2015.

Norpro, “Grip-Ez Cut N Slice Scoop,” grip-ez-cut-n-slice-scoop.pdf, published in USA as of Aug. 9, 2015.

Farberware Professional, Chop_amp_Slide.pdf, photo of “Chop & Slide Cutting Board” product, sold by Farberware Professional, published in USA as of Aug. 9, 2015.

Amazon.com, “Core Kitchen Grip Strip Funnel Cutting Board,” Core-Kitchen-Grip-Strip-Funnel-Cutting-Board.pdf, published in USA as of Aug. 9, 2015.

Christmas Tree Shops, CTS_cutting_board.pdf, photo of “Cutting Board” product, sold by Christmas Tree Shops, published in USA as of Aug. 9, 2015.

* cited by examiner

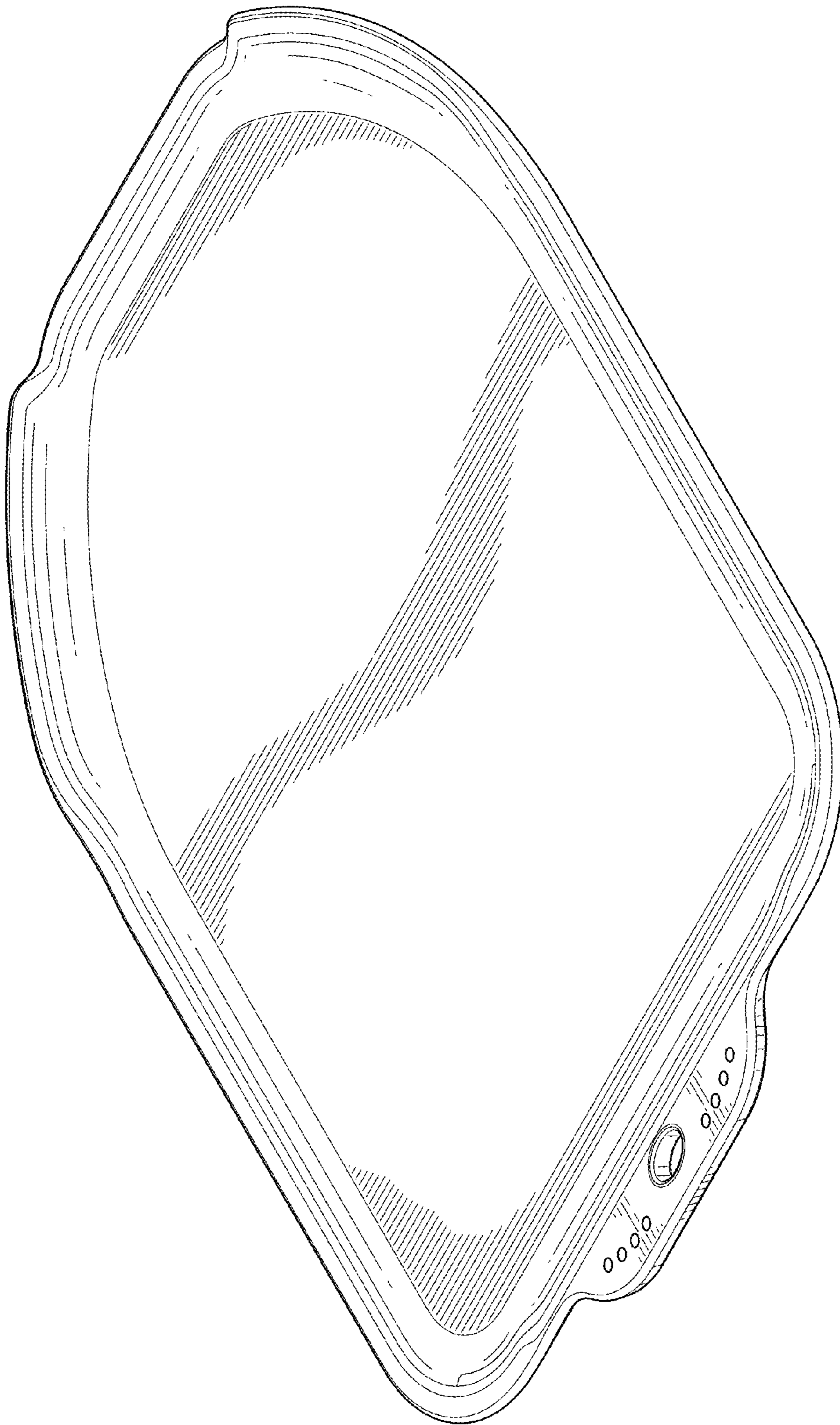


FIG. 1

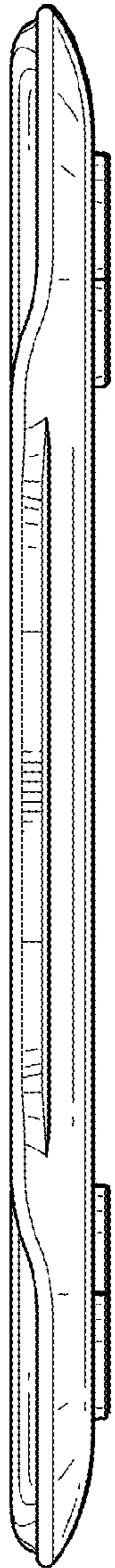


FIG. 2

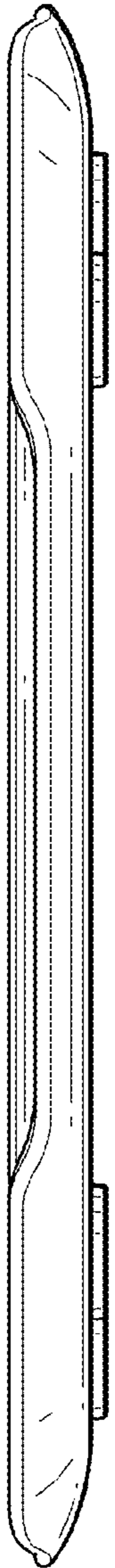


FIG. 3

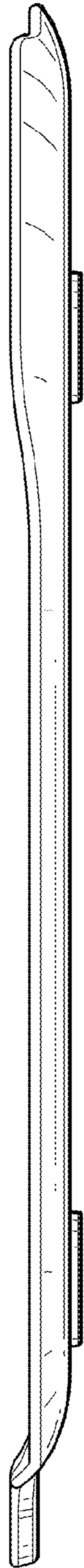


FIG. 4

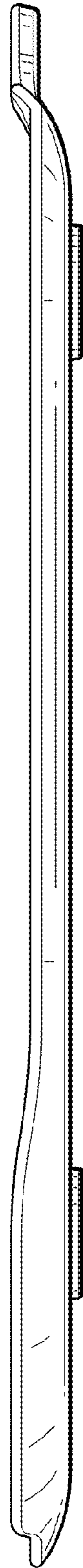


FIG. 5

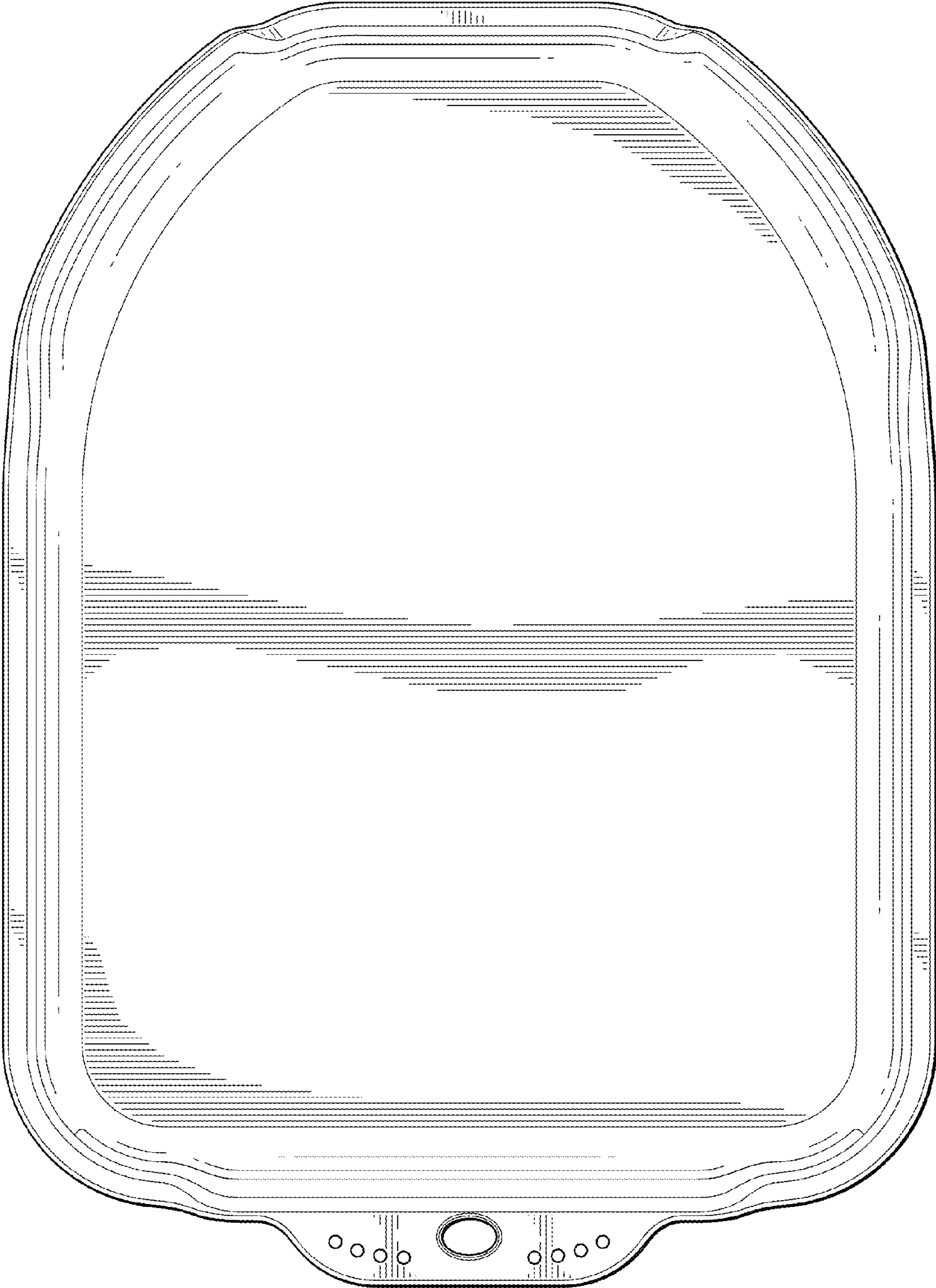


FIG. 6

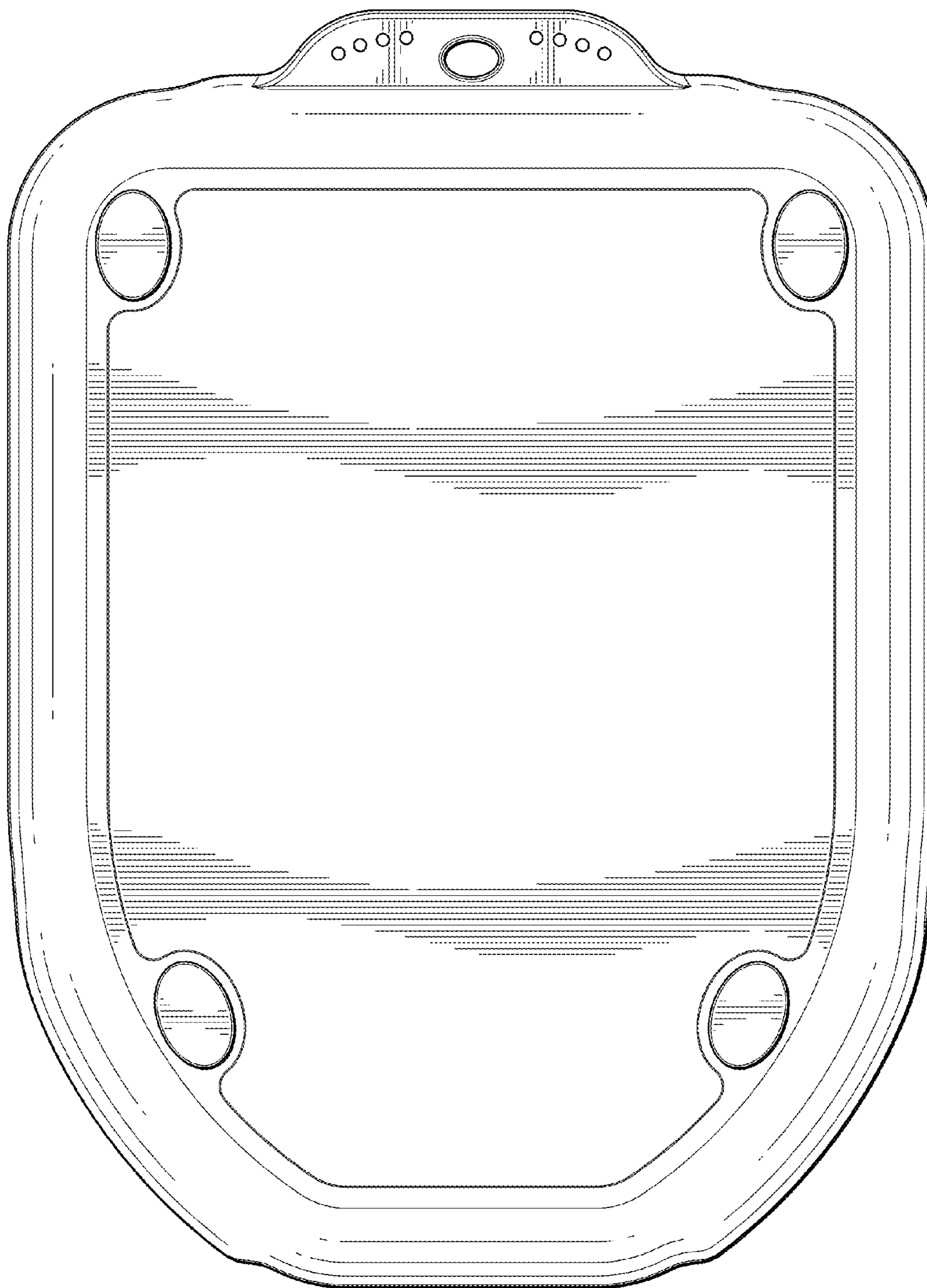


FIG. 7