



US00D773244S

(12) **United States Design Patent**
Koski

(10) **Patent No.:** **US D773,244 S**
(45) **Date of Patent:** **** Dec. 6, 2016**

(54) **TAP HANDLE WITH TOUCHSCREEN DISPLAY**

(71) Applicant: **Andrew Koski**, Chicago, IL (US)

(72) Inventor: **Andrew Koski**, Chicago, IL (US)

(**) Term: **15 Years**

(21) Appl. No.: **29/526,795**

(22) Filed: **May 13, 2015**

(51) **LOC (10) Cl.** **07-01**

(52) **U.S. Cl.**
USPC **D7/398**; D7/397; D7/395; D8/307

(58) **Field of Classification Search**
USPC D7/393, 395, 398, 397, 308, 307; D23/250;
D8/107, 307, 308, 310, 311; 141/362
CPC A63B 5/20; B25F 1/02; D67D 1/1405;
D67D 1/0872
See application file for complete search history.

(56) **References Cited**

U.S. PATENT DOCUMENTS

D146,117 S *	12/1946	Merritt	D7/398
D147,033 S *	7/1947	Beman, Jr.	D7/398
D204,059 S *	3/1966	Collins, Jr. et al.	D13/174
D256,125 S *	7/1980	Erickson	D7/398
D271,558 S *	11/1983	Belland	D7/395
D274,754 S *	7/1984	Chernack	D24/129
D326,599 S *	6/1992	Callahan	D8/307
D354,656 S *	1/1995	Strawbridge	D7/395
5,412,547 A *	5/1995	Hornblad	B67D 1/0872
			362/183
D359,412 S *	6/1995	Minh	D7/307

D560,413 S *	1/2008	Stein	D7/301
D599,159 S *	9/2009	Stein	D7/306
D646,105 S *	10/2011	Deo	D7/306
D655,122 S *	3/2012	Bingul	D7/306
D666,890 S *	9/2012	Poston	D8/307
D669,308 S *	10/2012	Hecht	D7/397
D720,568 S *	1/2015	Klein	D7/307
D735,528 S *	8/2015	Hubert	D7/213

* cited by examiner

Primary Examiner — Marianne Pandozzi
(74) *Attorney, Agent, or Firm* — Quickpatents, LLC;
Kevin Prince

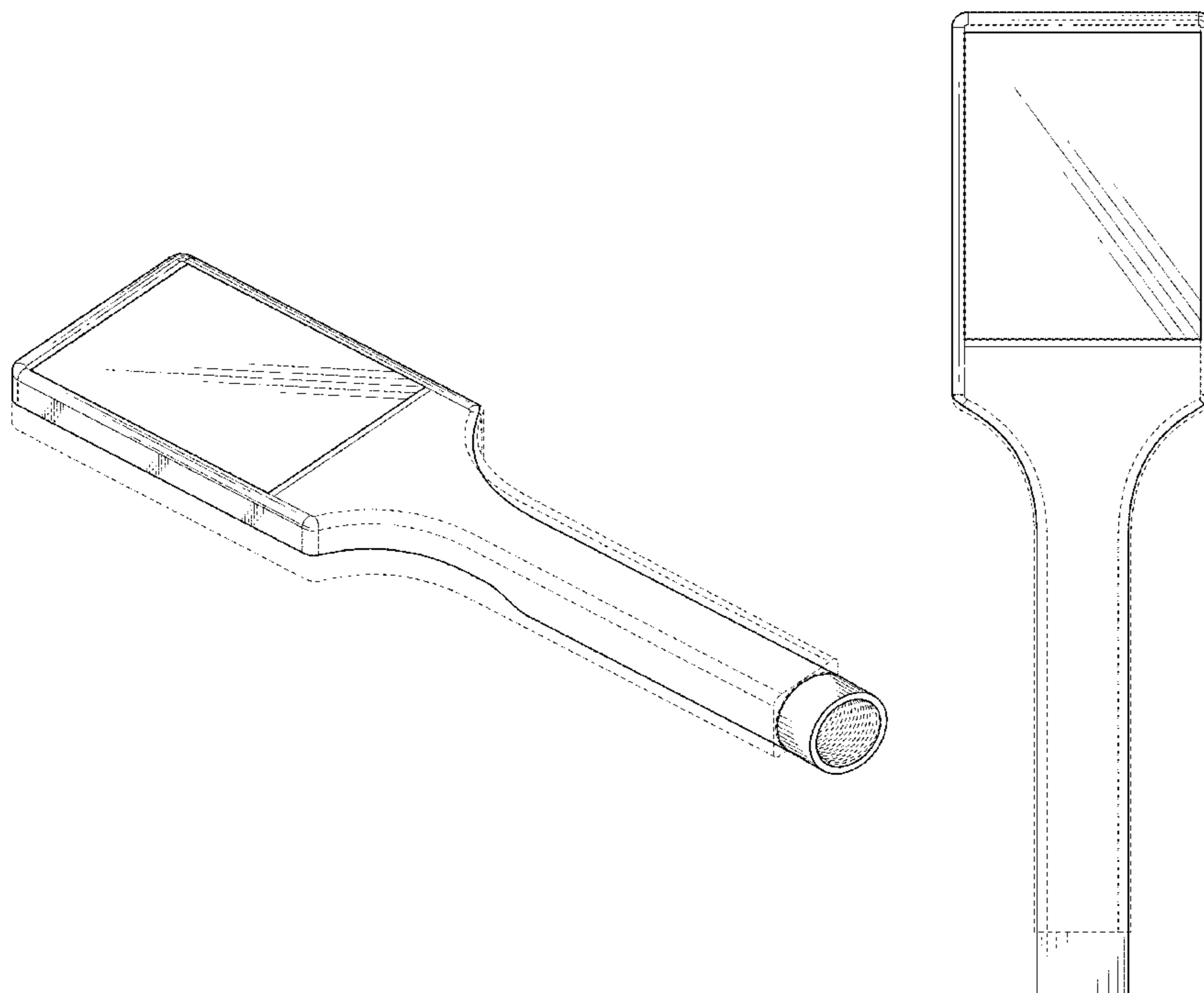
(57) **CLAIM**

I claim the ornamental design for a tap handle with touchscreen display, as shown and described.

DESCRIPTION

FIG. 1 is a perspective view of a tap handle with touchscreen display, showing my new design;
FIG. 2 is a front elevational view thereof;
FIG. 3 is a rear elevational view thereof;
FIG. 4 is a right-side elevational view thereof;
FIG. 5 is a left-side elevational view thereof;
FIG. 6 is a top plan view thereof; and,
FIG. 7 is a bottom plan view thereof.
The broken lines in the drawing depict portions of the tap handle with touchscreen display that form no part of the claimed design.

1 Claim, 5 Drawing Sheets



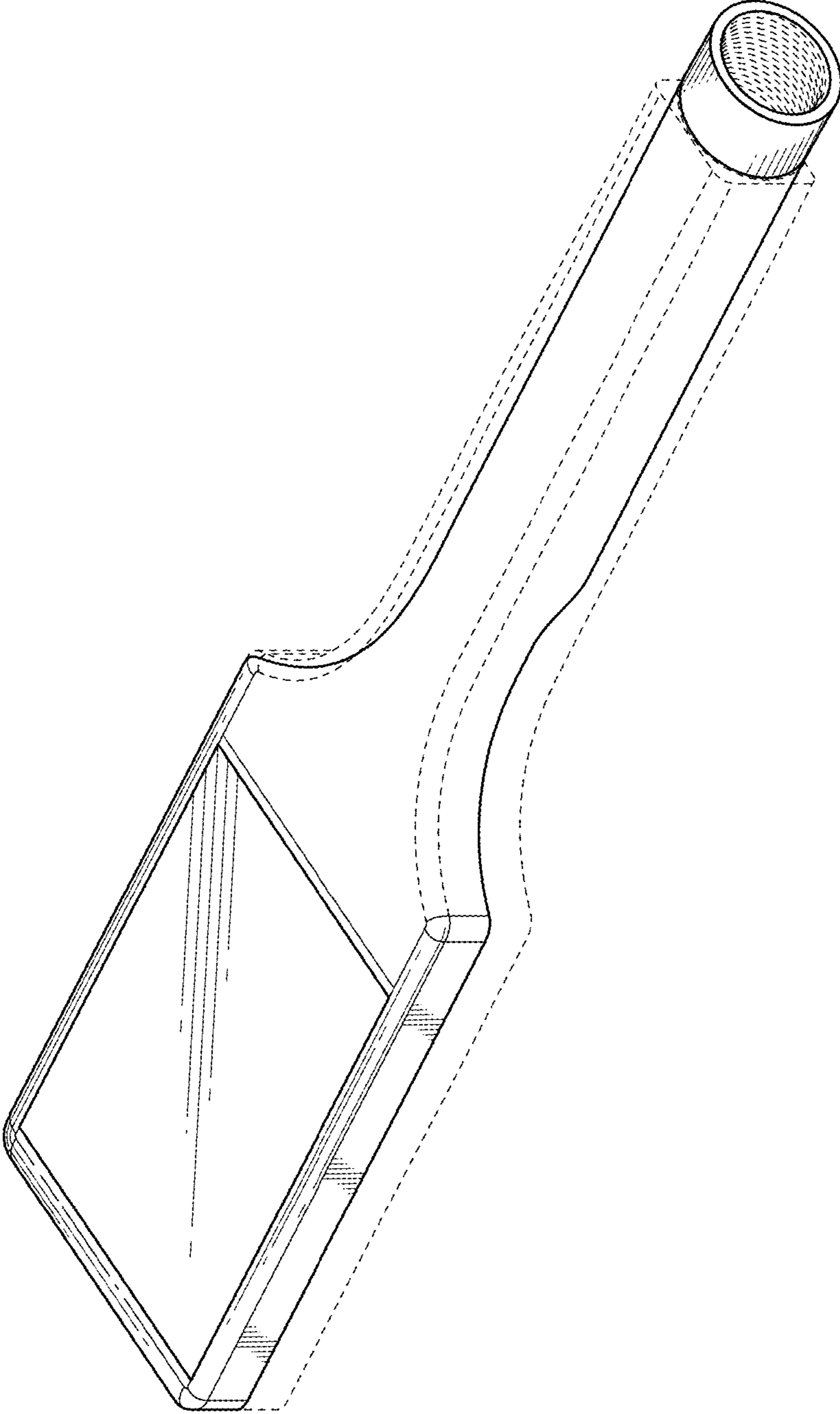


FIG. 1

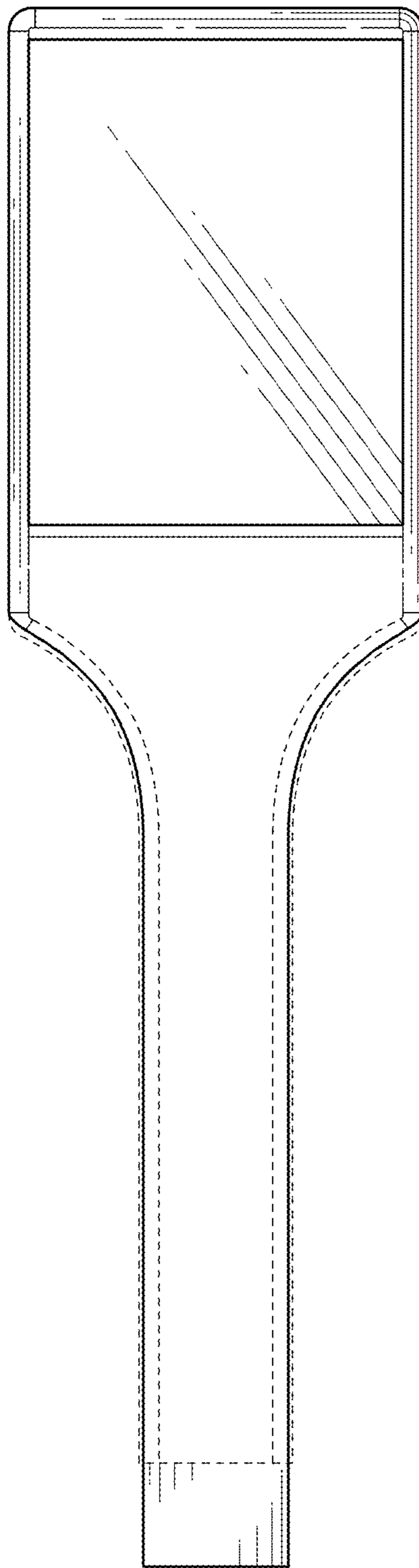


FIG. 2

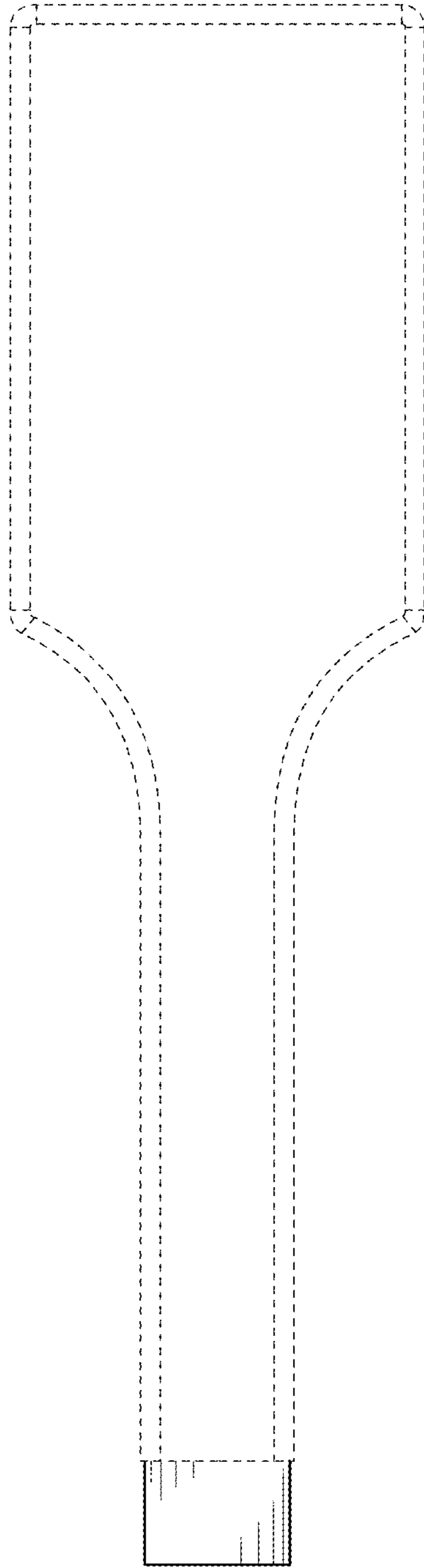


FIG. 3




FIG. 4

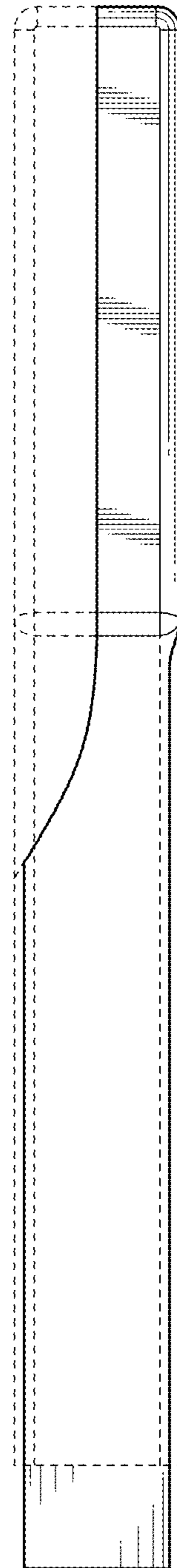


FIG. 5

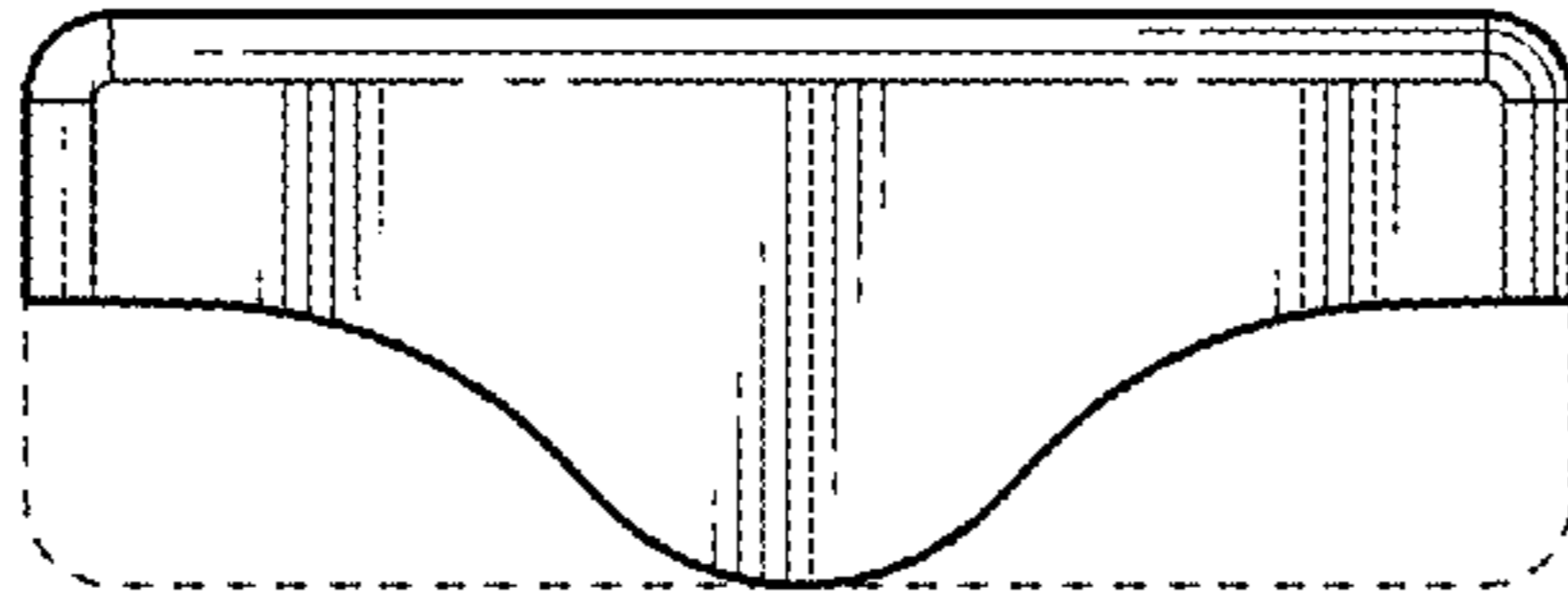


FIG. 6

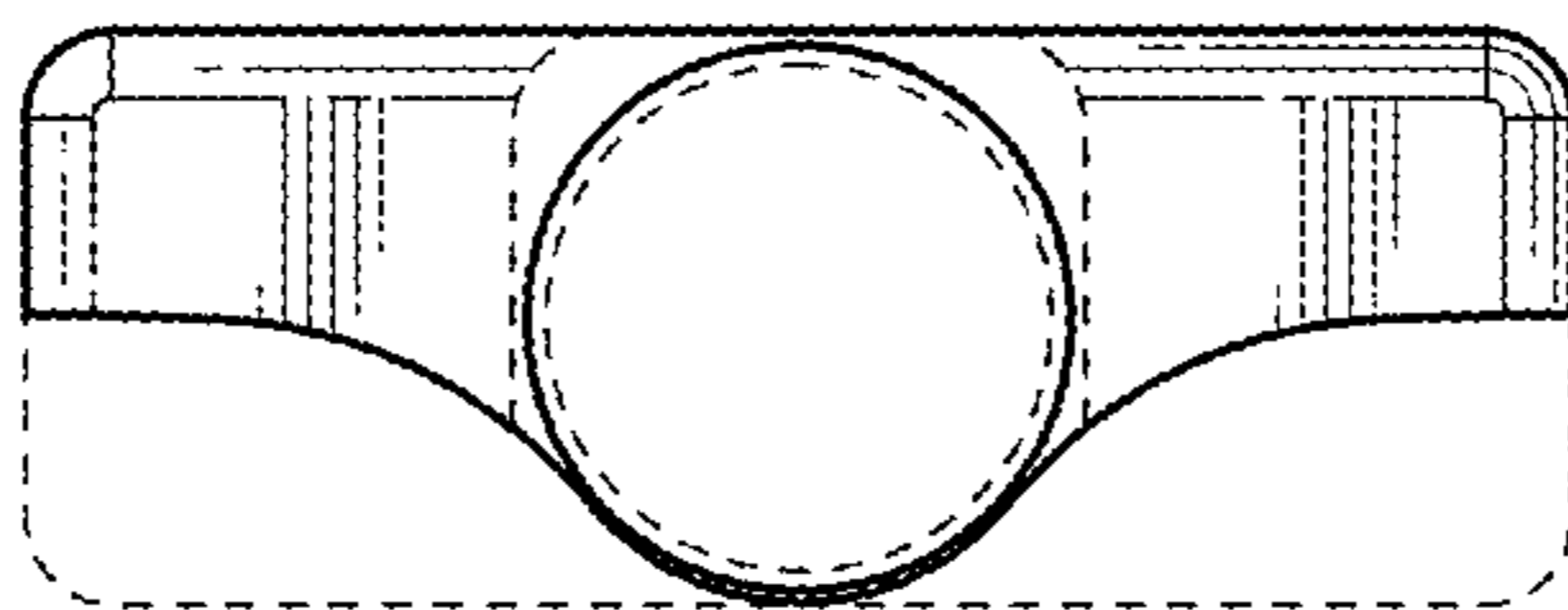


FIG. 7