



US00D773242S

(12) **United States Design Patent** (10) **Patent No.:** **US D773,242 S**  
**Zemel et al.** (45) **Date of Patent:** **\*\* Dec. 6, 2016**

(54) **UTENSIL HANDLE**  
(71) Applicant: **Blue Rhino Global Sourcing, Inc.**,  
Liberty, MO (US)  
(72) Inventors: **Marc Zemel**, Old Bethpage, NY (US);  
**Adam Schillen**, Dix Hills, NY (US)  
(73) Assignee: **BLUE RHINO GLOBAL**  
**SOURCING, INC.**, Liberty, MO (US)  
(\*\*) Term: **15 Years**  
(21) Appl. No.: **29/539,233**  
(22) Filed: **Sep. 11, 2015**  
(51) **LOC (10) Cl.** ..... **07-02**  
(52) **U.S. Cl.**  
USPC ..... **D7/395**  
(58) **Field of Classification Search**  
USPC ..... D7/354-358, 359-361, 391, 393, 402,  
D7/405, 406, 683; D8/107, 300, 307;  
16/110 R, 114 R, 118, 121, 309, 311,  
16/312, 315, 320, 430, 431, 441; 74/548,  
74/553, 558.5; 200/18, 61.8, 336-338,  
200/564-570; 220/573.1-573.5, 752, 753,  
220/755, 759, 912  
CPC ..... A47J 43/00; A47J 43/18; A47J 43/28;  
A47J 43/283  
See application file for complete search history.

D448,973 S \* 10/2001 Hay ..... D7/395  
D456,207 S 4/2002 Zemel  
D456,615 S 5/2002 Zemel  
D456,667 S 5/2002 Veltri et al.  
D463,952 S 10/2002 Zemel  
D465,336 S 11/2002 Zemel  
D474,644 S 5/2003 Zemel  
D476,525 S 7/2003 Zemel  
D481,906 S 11/2003 Knor  
D482,566 S 11/2003 Zemel  
D482,569 S 11/2003 Zemel  
D491,413 S 6/2004 Rosenthal  
D492,543 S 7/2004 Munari  
D494,006 S 8/2004 Zemel  
D494,807 S 8/2004 Zemel  
D496,558 S 9/2004 Zemel  
D503,071 S \* 3/2005 Lu ..... D7/395  
D528,857 S 9/2006 Zemel  
D529,333 S 10/2006 Zemel  
D529,335 S 10/2006 Zemel  
D531,853 S 11/2006 Zemel

(Continued)

*Primary Examiner* — Cynthia M Chin  
(74) *Attorney, Agent, or Firm* — Carter, DeLuca, Farrell  
& Schmidt, LLP

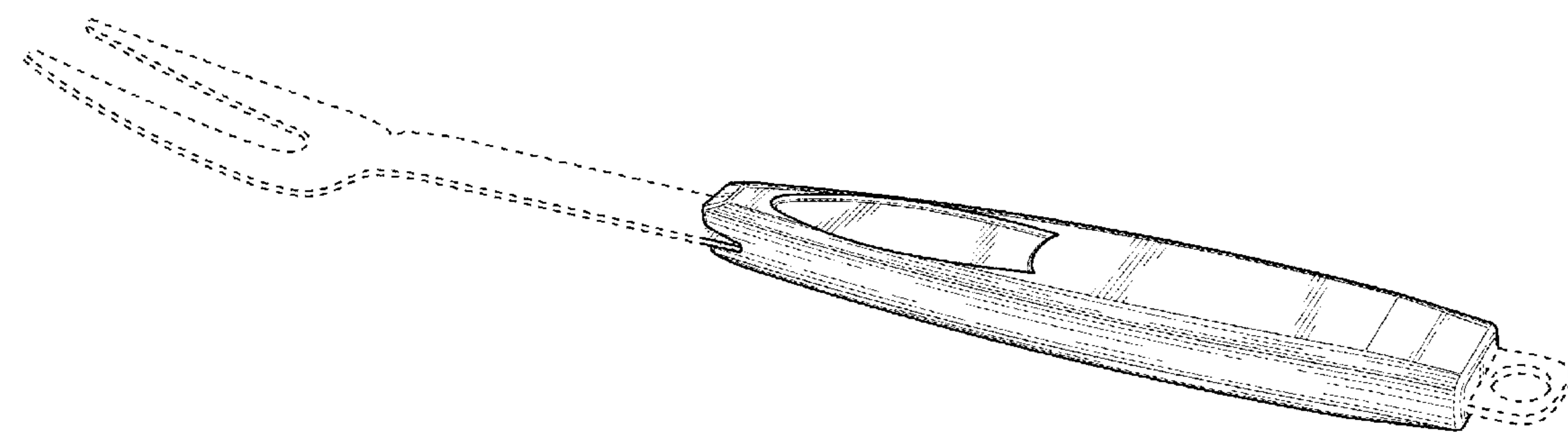
(57) **CLAIM**  
The ornamental design for a utensil handle, as shown and  
described.

**DESCRIPTION**

FIG. 1 is a perspective view of a utensil handle in accor-  
dance with the present design;  
FIG. 2 is a right side elevational view thereof; the left side  
elevational view being a mirror image thereof;  
FIG. 3 is a front side elevational view thereof;  
FIG. 4 is a rear elevational view thereof;  
FIG. 5 is a top plan view thereof; and,  
FIG. 6 is a bottom plan view thereof.  
The broken lines shown in the drawings illustrate portions of  
the utensil handle that form no part of the claimed design.

**1 Claim, 3 Drawing Sheets**

(56) **References Cited**  
U.S. PATENT DOCUMENTS  
D146,729 S \* 4/1947 Storm ..... D7/664  
D417,121 S 11/1999 Brunianyn  
D427,025 S \* 6/2000 Lee ..... D10/57  
D427,858 S 7/2000 Zemel  
D431,753 S \* 10/2000 Cohen ..... D7/395  
D431,960 S 10/2000 Hay  
D442,026 S 5/2001 Rae  
D445,654 S \* 7/2001 Yu ..... D7/683



(56)

**References Cited**

U.S. PATENT DOCUMENTS

D533,397 S	12/2006	Zemel	D572,080 S	7/2008	Zemel	
D534,001 S	12/2006	Zemel	D574,184 S	8/2008	Zemel	
D535,147 S	1/2007	Zemel	D578,826 S *	10/2008	Lu .....	D7/395
D535,519 S	1/2007	Zemel	D579,269 S	10/2008	Zemel	
D544,750 S	6/2007	Zemel	D579,668 S	11/2008	Zemel	
D545,120 S	6/2007	Zemel	D580,659 S	11/2008	Zemel	
D545,121 S	6/2007	Zemel	D588,868 S	3/2009	Zemel	
D550,504 S	9/2007	Zemel	D618,499 S	6/2010	Zemel	
D562,062 S	2/2008	Zemel	D622,542 S	8/2010	Zemel	
D562,064 S	2/2008	Zemel	D629,650 S	12/2010	Funka, Jr. et al.	
D563,675 S	3/2008	Zemel	D631,289 S *	1/2011	Tuli .....	D10/57
D564,292 S	3/2008	Zemel	D658,433 S	5/2012	Zemel	
D566,460 S	4/2008	Zemel	D658,937 S	5/2012	Zemel	
D569,174 S	5/2008	Zemel	D660,141 S	5/2012	Zemel	
D572,079 S	7/2008	Zemel	D663,159 S	7/2012	Zemel	
			D690,153 S	9/2013	Zemel	
			D702,996 S	4/2014	Zemel	
			D737,626 S *	9/2015	Lu .....	D7/395

\* cited by examiner

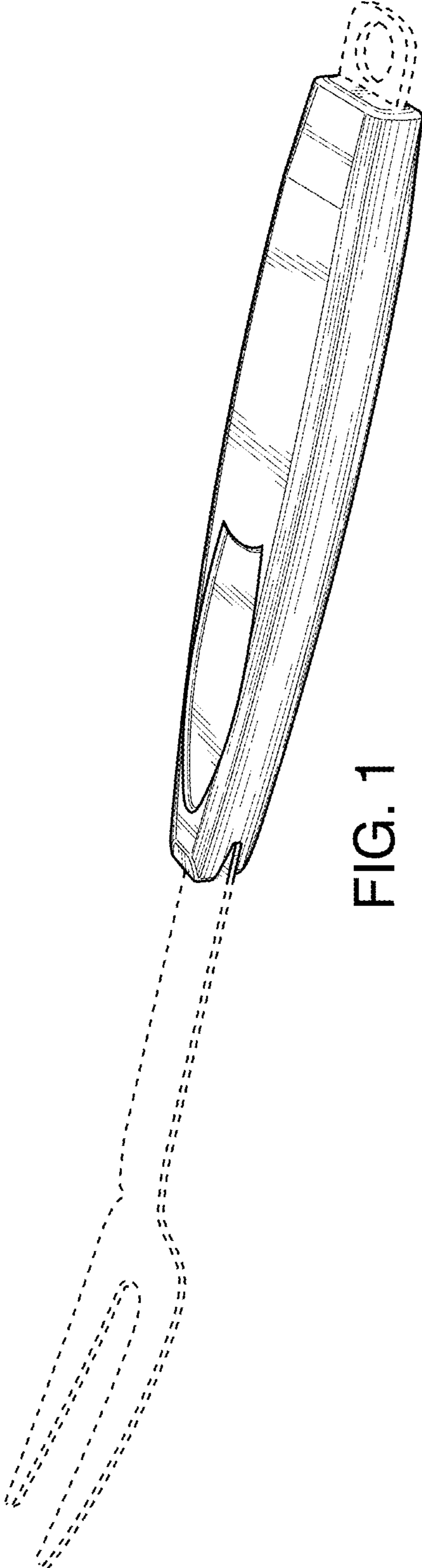


FIG. 1

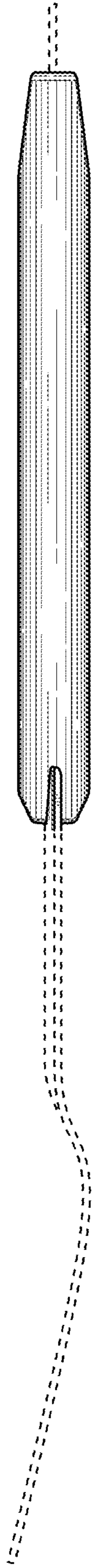


FIG. 2

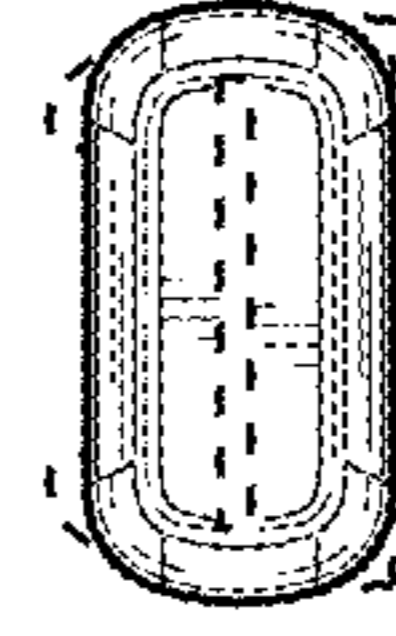


FIG. 4

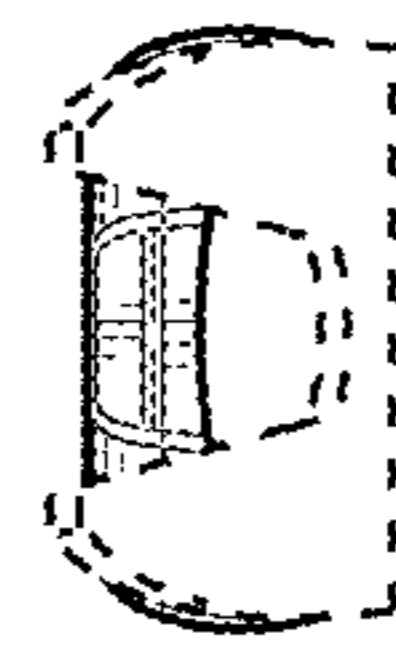


FIG. 3

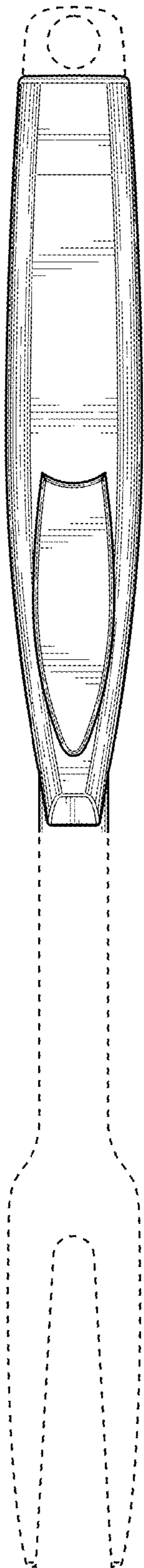


FIG. 5

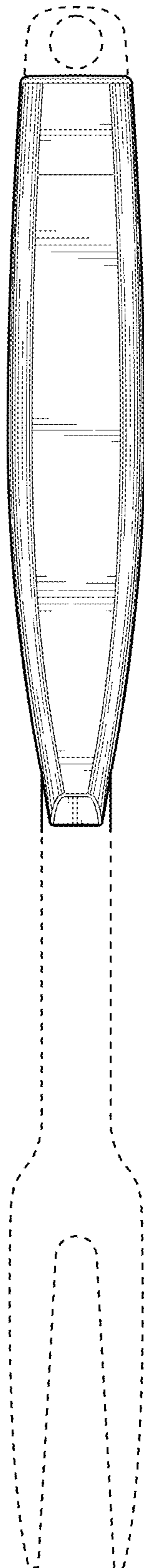


FIG. 6