



US00D773239S

(12) **United States Design Patent** (10) **Patent No.:** **US D773,239 S**
Taylor (45) **Date of Patent:** **** Dec. 6, 2016**

(54) **LID FOR KITCHEN UTENSILS**

(71) Applicant: **BCB International Limited**, Cardiff (GB)

(72) Inventor: **Derek William Taylor**, Cardiff (GB)

(73) Assignee: **BCB International Limited** (GB)

(**) Term: **14 Years**

(21) Appl. No.: **29/498,640**

(22) Filed: **Aug. 6, 2014**

(30) **Foreign Application Priority Data**

Feb. 6, 2014 (EM) 002400069

(51) **LOC (10) Cl.** **07-02**

(52) **U.S. Cl.**
USPC **D7/391**

(58) **Field of Classification Search**

USPC D3/302; D7/391, 392, 392.1, 393, 397,
D7/512, 629; D9/414, 424-432, 435,
451-452

CPC A47J 36/027; A47J 36/06; A47J 37/10;
A47J 37/101; B65D 21/0209; B65D
43/00; B65D 43/02; B65D 43/022; B65D
43/0254; B65D 43/161; B65D
43/162; B65D 45/00; B65D 45/16; B65D
45/18; B65D 51/16; B65D
51/1683; B65D 51/1688; B65D 51/1694;
B65F 1/1615

See application file for complete search history.

(56) **References Cited**

U.S. PATENT DOCUMENTS

D469,011 S *	1/2003	Miller	D3/302
D479,954 S *	9/2003	Kim	D7/629
D521,812 S *	5/2006	Kim	D7/629
D526,857 S *	8/2006	Littmann	D7/629
D536,571 S *	2/2007	Kim	D7/391
D580,218 S *	11/2008	Kim	D7/391
D591,112 S *	4/2009	Wang	D7/629
D663,164 S *	7/2012	Taylor	D7/512
8,272,526 B1 *	9/2012	Vovan	B65D 43/0254 215/253
D673,807 S *	1/2013	Grider	D7/391
D673,808 S *	1/2013	Grider	D7/391
D698,199 S *	1/2014	Yessin	D7/392.1
D704,503 S *	5/2014	Manley	D7/391

* cited by examiner

Primary Examiner — Ricky Pham

(74) *Attorney, Agent, or Firm* — Kwan & Olynick LLP

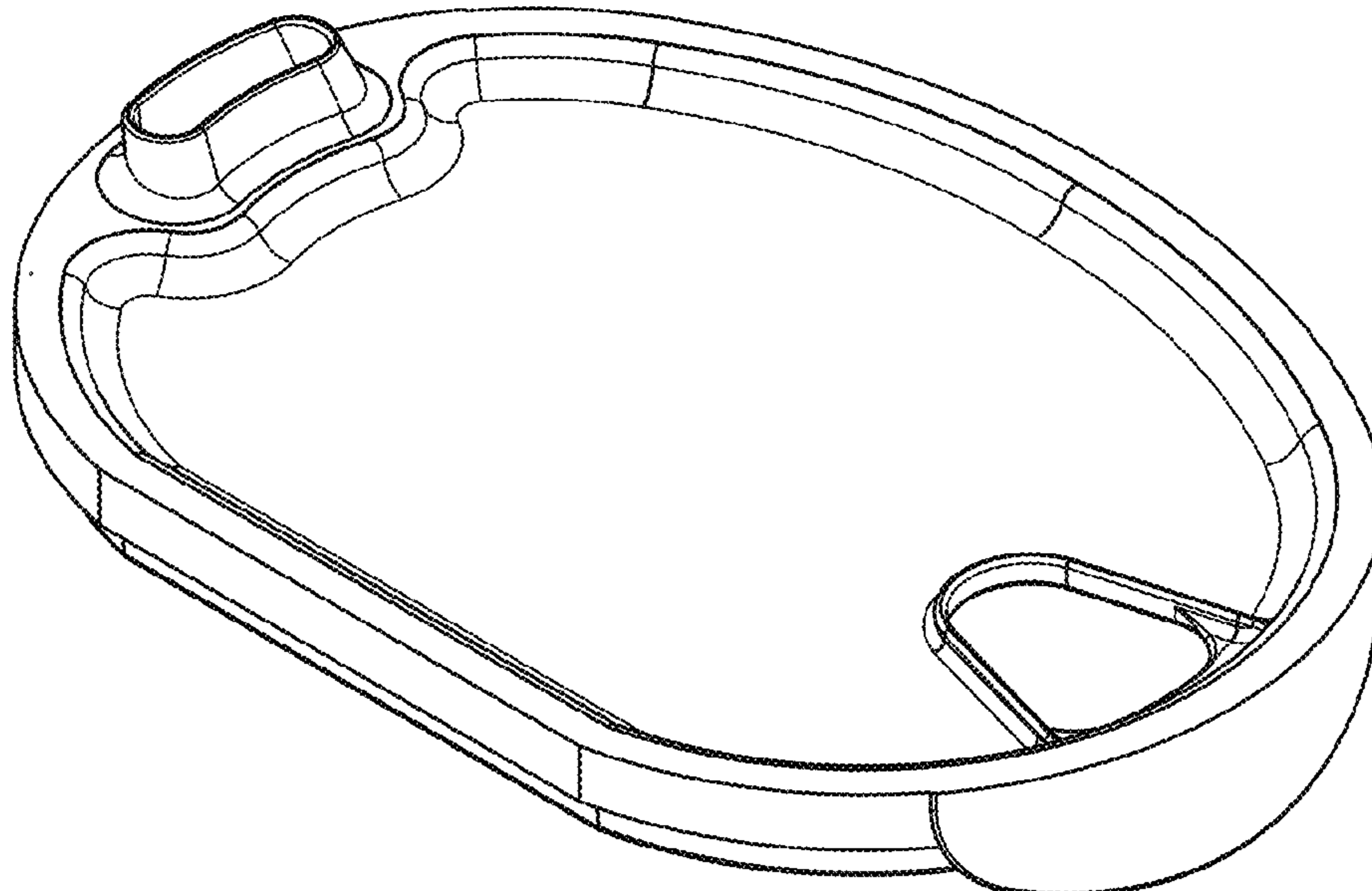
(57) **CLAIM**

I claim the ornamental design for a lid for a kitchen utensil, as shown and described.

DESCRIPTION

FIG. 1 is a top view of a lid for kitchen utensils;
FIG. 2 is a perspective view of a lid for kitchen utensils showing front, top, and right sides;
FIG. 3 is another perspective view of a lid for kitchen utensils showing front, top, and left sides;
FIG. 4 is a front view of a lid for kitchen utensils;
FIG. 5 is a right side view thereof; and,
FIG. 6 is a left side view thereof.

1 Claim, 6 Drawing Sheets



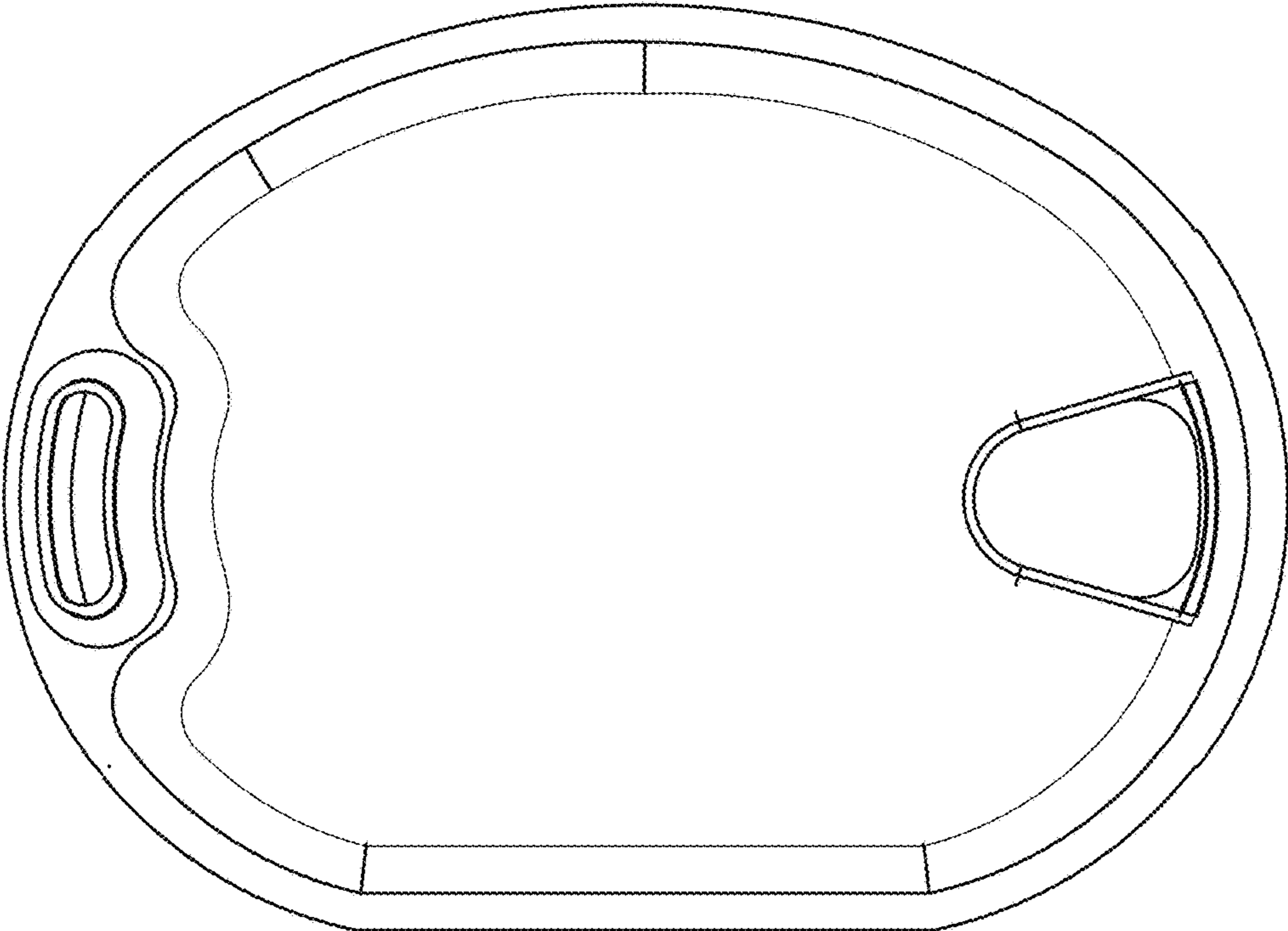


FIG. 1

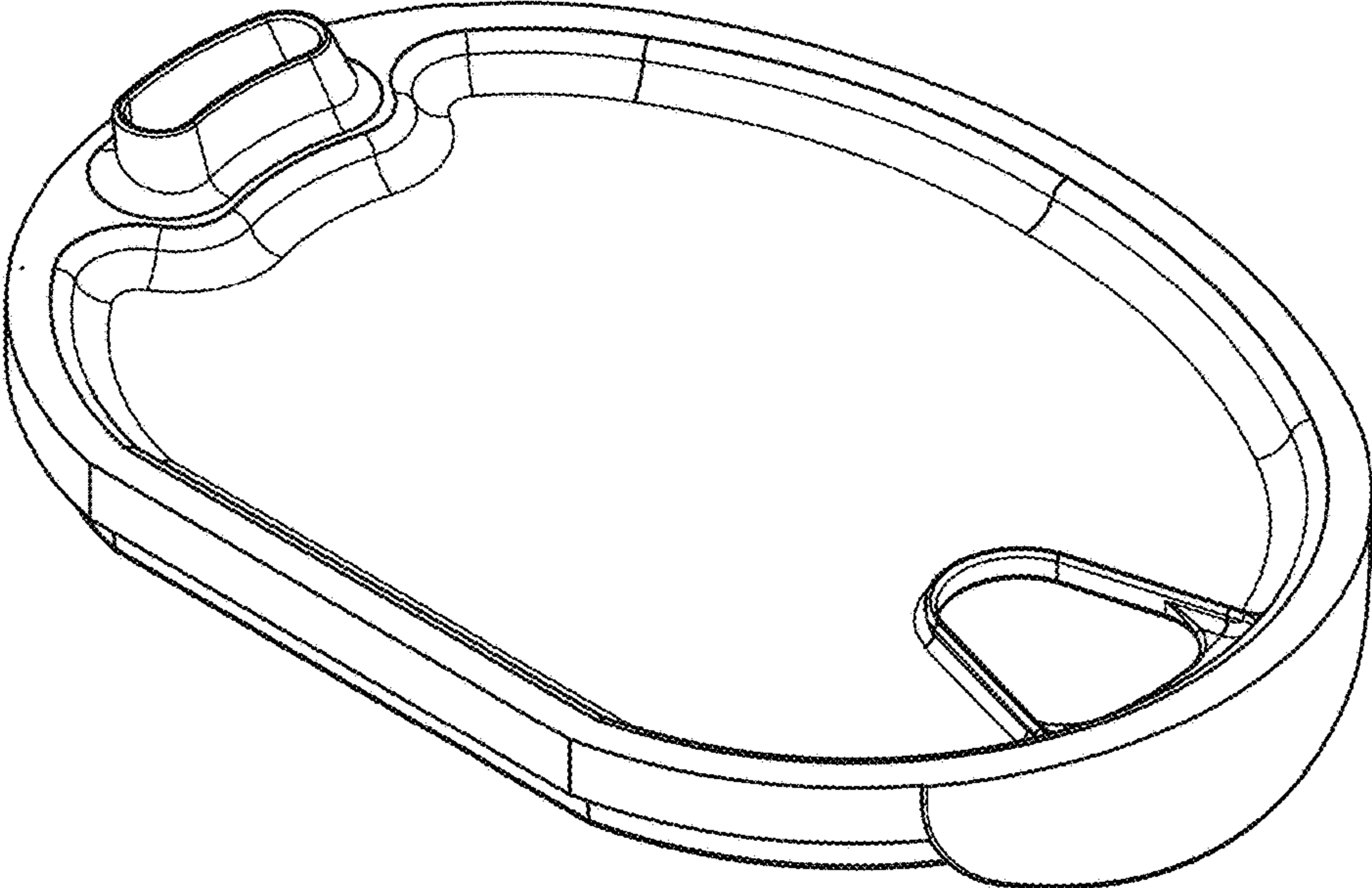


FIG. 2

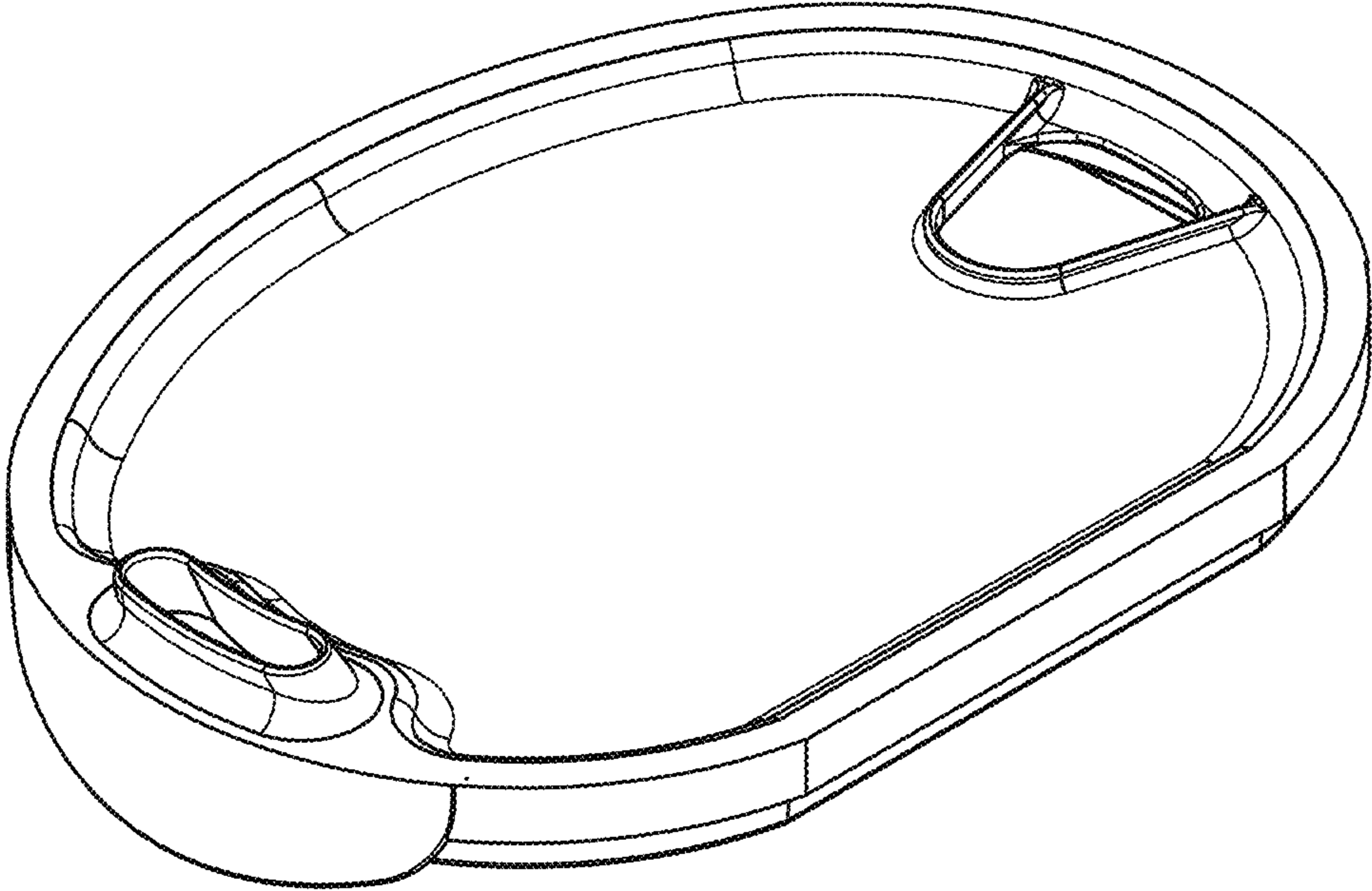


FIG. 3

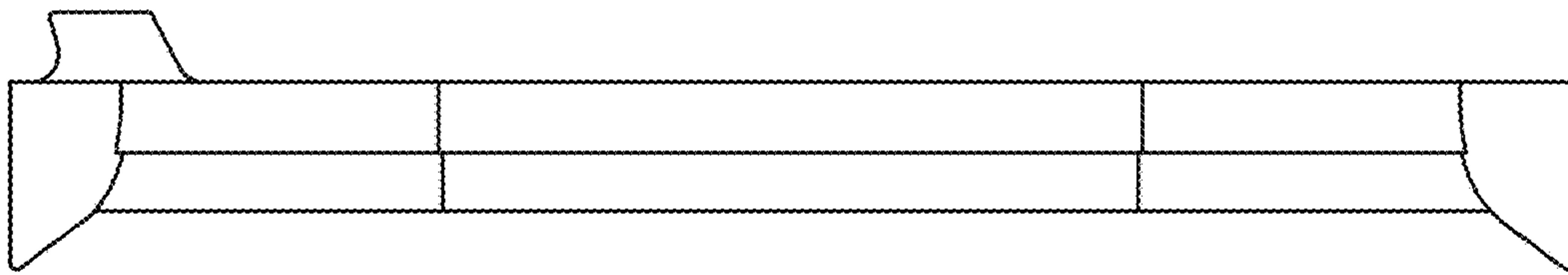


FIG. 4

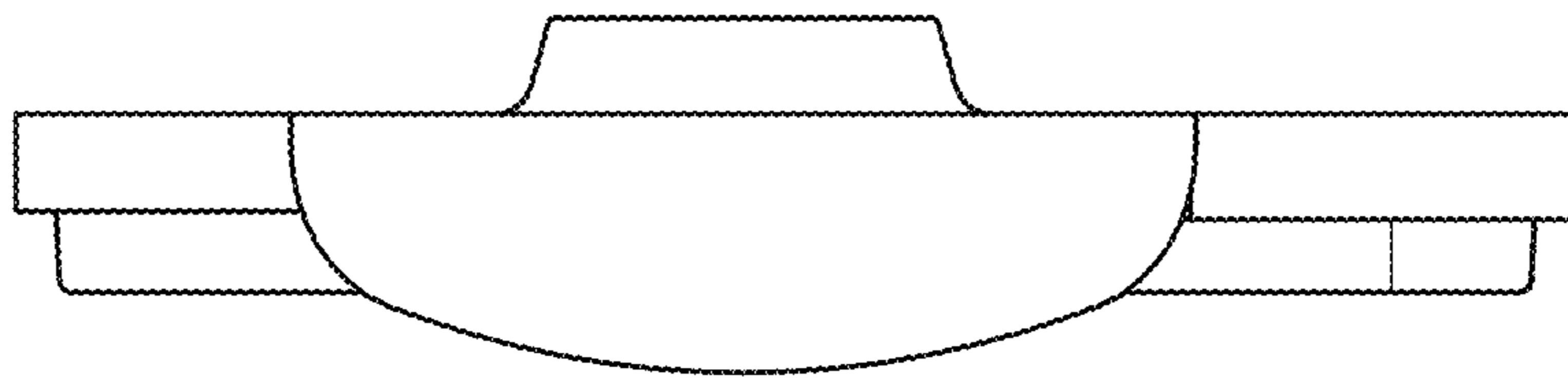


FIG. 5

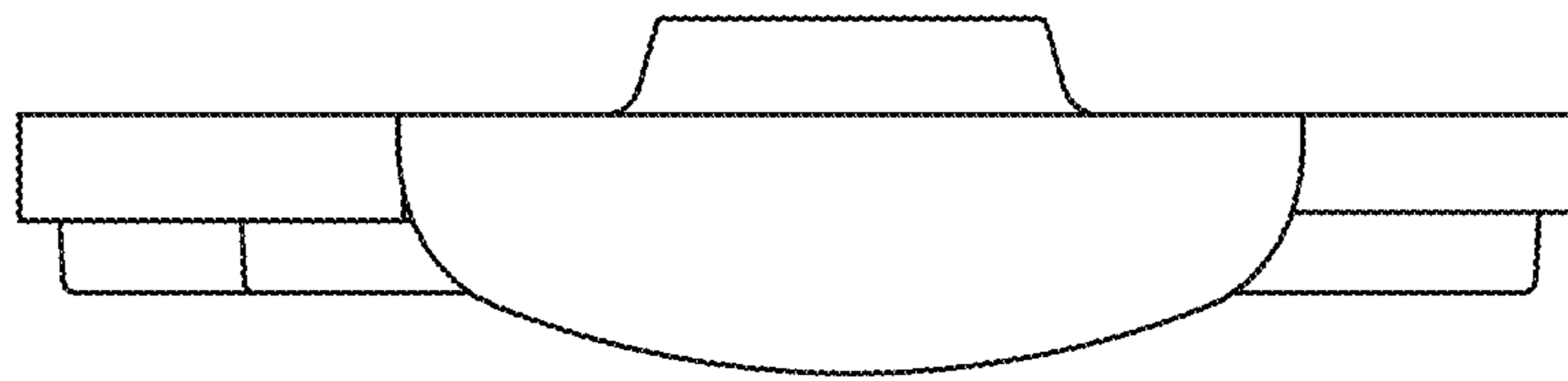


FIG. 6