



US00D773234S

(12) **United States Design Patent** (10) **Patent No.:** **US D773,234 S**
Suh et al. (45) **Date of Patent:** **** Dec. 6, 2016**

(54) **MICROWAVE**

(56) **References Cited**

(71) Applicant: **Samsung Electronics Co., Ltd.**,
Suwon-si, Gyeonggi-do (KR)

(72) Inventors: **Seung-Wook Suh**, Goyang-si (KR);
Jae-Moon Lee, Seoul (KR); **Binna Kim**,
Seoul (KR); **Hyeong-Ju Seo**, Seoul (KR);
Woo-Joo Choi, Anyang-si (KR); **Gi-Sung Han**,
Seoul (KR)

(73) Assignee: **SAMSUNG ELECTRONICS CO., LTD.** (KR)

U.S. PATENT DOCUMENTS

D275,546 S *	9/1984	Tanaka	D7/351
D329,353 S *	9/1992	Yamada	D7/351
D535,848 S	1/2007	Jeon	
D539,073 S *	3/2007	Kanza	D7/351
D583,614 S	12/2008	Chung et al.	
D586,619 S *	2/2009	Pino	D7/405
D673,418 S	1/2013	Lee et al.	
D683,576 S	6/2013	Lee et al.	
D704,983 S *	5/2014	Yoon	D7/351
D705,008 S	5/2014	Shin et al.	
D707,074 S	6/2014	Shin et al.	
D741,639 S	10/2015	Kim et al.	
D741,649 S	10/2015	Kim et al.	

(**) Term: **14 Years**

(21) Appl. No.: **29/519,317**

(22) Filed: **Mar. 4, 2015**

* cited by examiner

Primary Examiner — Cynthia M Chin
 (74) *Attorney, Agent, or Firm* — Cantor Colburn LLP

(30) **Foreign Application Priority Data**

Sep. 4, 2014 (KR) 30-2014-0043381

(51) **LOC (10) Cl.** **07-02**

(52) **U.S. Cl.**

USPC **D7/351**

(58) **Field of Classification Search**

USPC D7/332-351, 362-367, 405; 219/756,
219/702; 426/234

CPC F24C 15/10; F24C 7/083; F24C 15/107;
F24C 3/08-3/12; F24C 15/023; F24C 15/322;
F24C 15/325; F24C 15/327; F24C 7/08;
F24C 15/048; H05B 6/062; H05B 1/0266;
H05B 6/763; H05B 6/6414; H05B 6/6417;
F23D 14/06; F23D 2900/14062; F23D
14/105; F23D 14/045; A47J 37/0713

See application file for complete search history.

(57) **CLAIM**

The ornamental design for a microwave, as shown and described.

DESCRIPTION

FIG. 1 is a perspective view of a microwave, showing our new design;
 FIG. 2 is a front view thereof;
 FIG. 3 is a rear view thereof;
 FIG. 4 is a side view thereof;
 FIG. 5 is a another side view thereof;
 FIG. 6 is a top view thereof; and,
 FIG. 7 is a bottom view thereof.

The broken lines are for environmental purpose only and form no part of the claimed design.

1 Claim, 7 Drawing Sheets

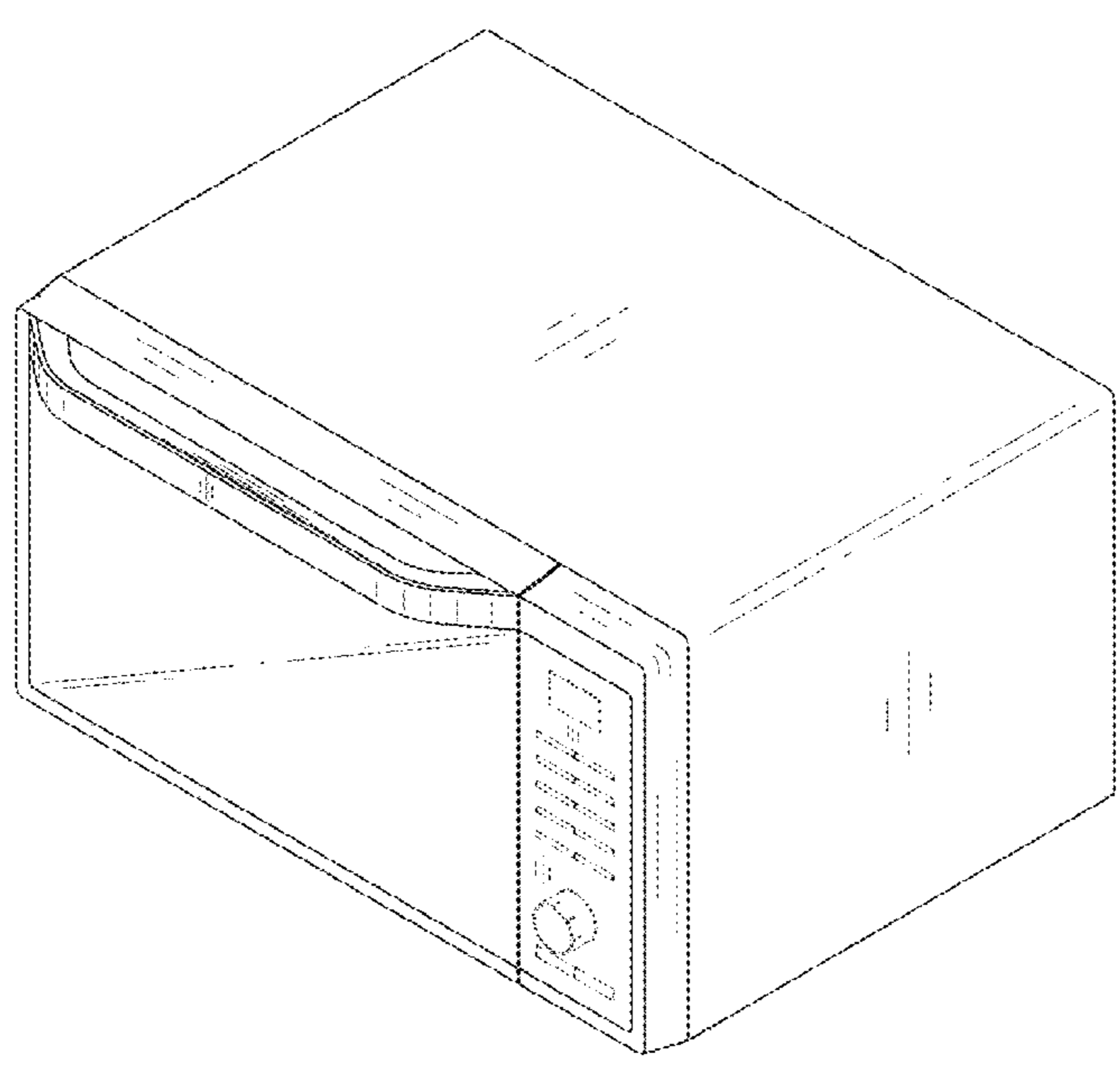


FIG. 1

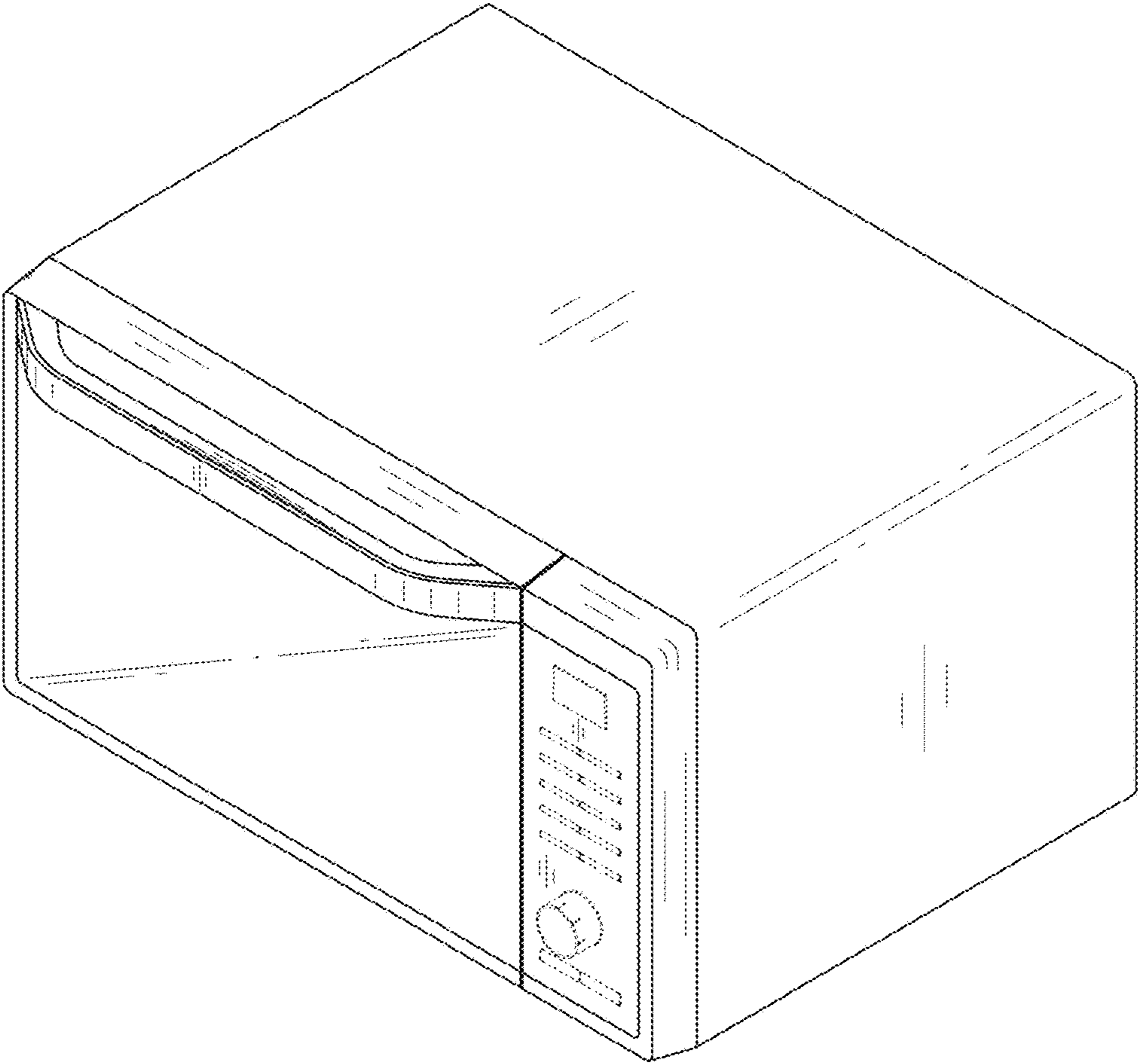


FIG. 2

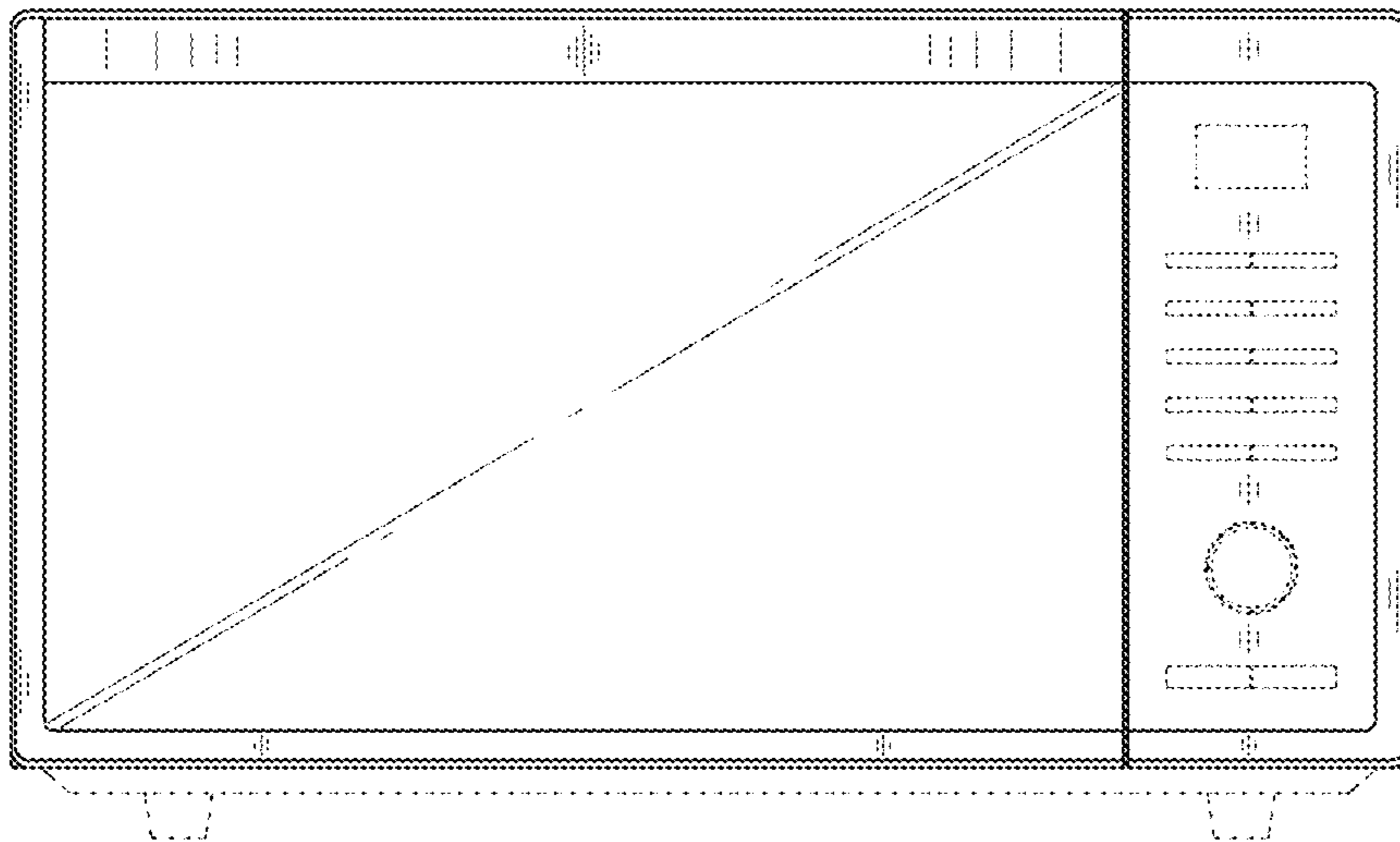


FIG. 3




FIG. 4




FIG. 5

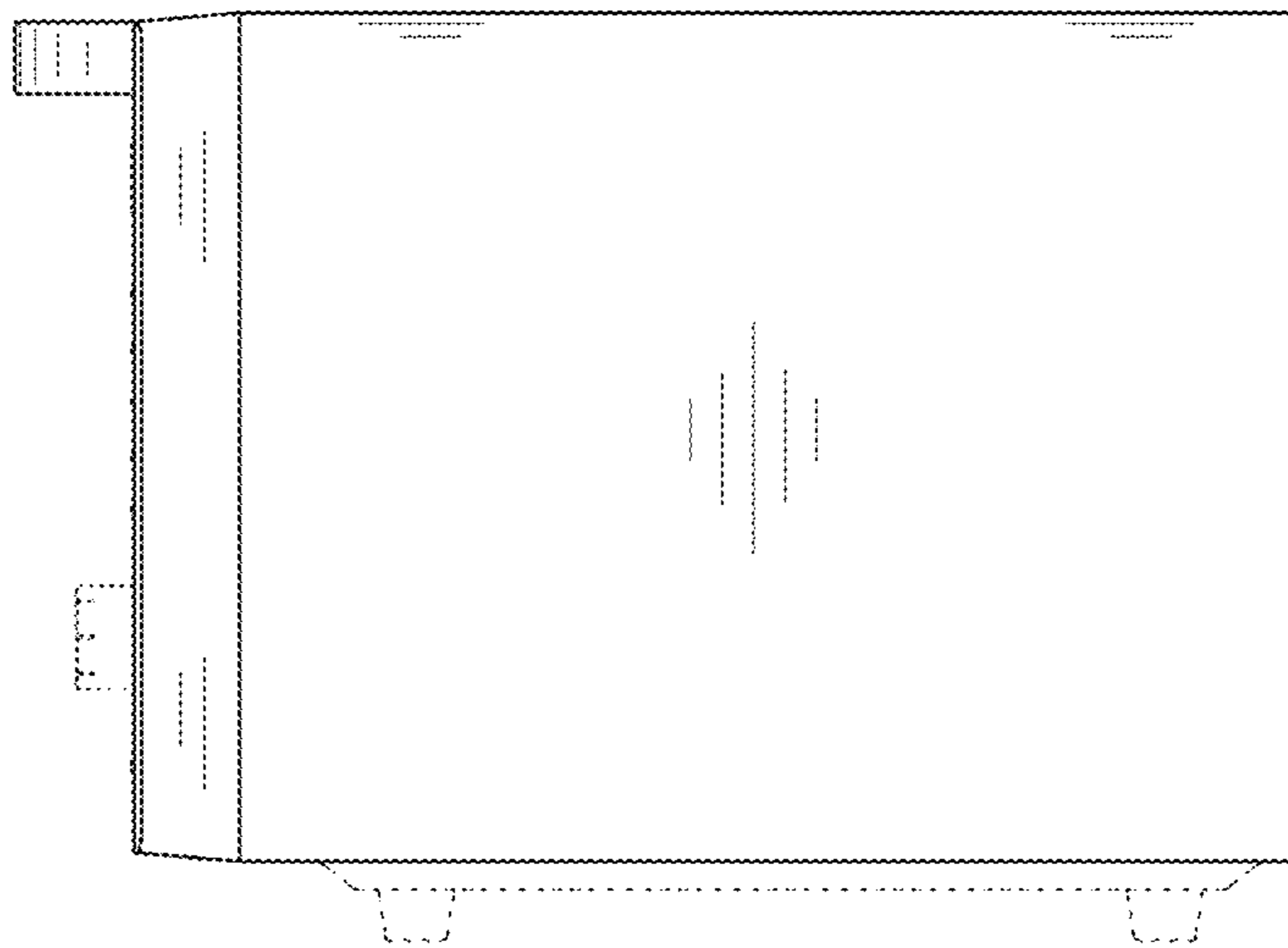


FIG. 6

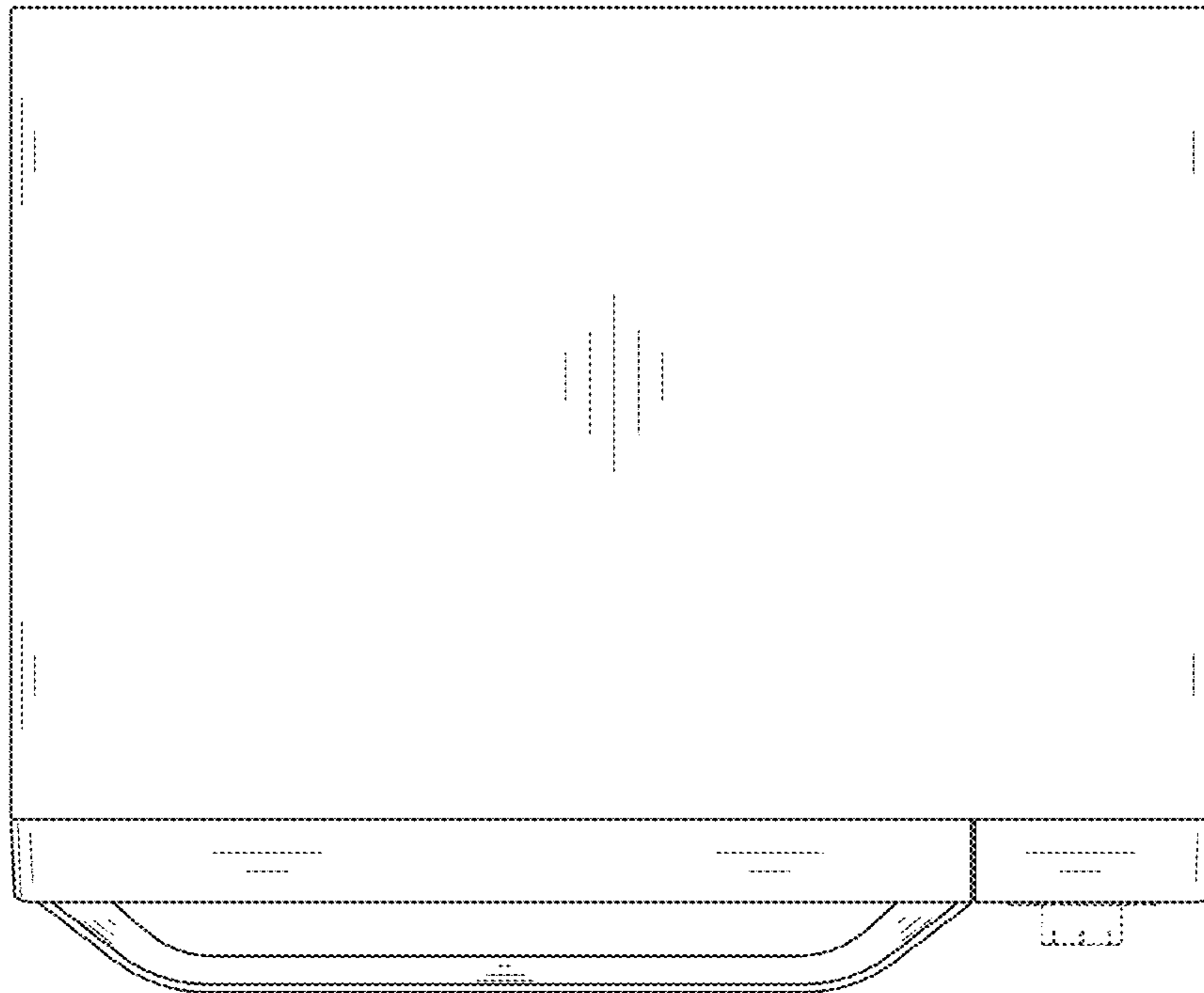


FIG. 7

