



US00D773224S

(12) **United States Design Patent** (10) **Patent No.:** **US D773,224 S**
Tse et al. (45) **Date of Patent:** **** Dec. 6, 2016**

(54) **LAWNMOWER SEAT**
(71) Applicant: **HUSQVARNA AB**, Huskvarna (SE)
(72) Inventors: **Eric Tse**, Charlotte, NC (US); **Rajinder Mehra**, Johanneshov (SE); **Jeffrey C. Hickman**, Concord, NC (US)
(73) Assignee: **HUSQVARNA AB**, Huskvarna (SE)
(**) Term: **15 Years**
(21) Appl. No.: **29/543,708**
(22) Filed: **Oct. 27, 2015**
(51) **LOC (10) Cl.** **06-01**
(52) **U.S. Cl.**
USPC **D6/716.4**; D6/356; D15/28
(58) **Field of Classification Search**
USPC D6/334-336, 333, 356, 367, 368, 374,
D6/375, 716, 611, 716.1, 716.2, 716.3,
D6/716.4; D15/15, 28
CPC A47C 7/022; A47C 7/18; A47C 7/40;
B60N 2/48; B60N 2/22; B60N
2/449; B60N 2/4492; B60N 2/4882
See application file for complete search history.

(56) **References Cited**
U.S. PATENT DOCUMENTS
4,707,027 A * 11/1987 Horvath B60N 2/4492
297/284.6
D345,166 S * 3/1994 Kamlukin D15/15
D371,008 S * 6/1996 Stulik D6/356
D380,761 S * 7/1997 Saylor D15/15
D409,628 S * 5/1999 Shimamura D15/15

D428,719 S * 8/2000 Fick D6/356
D440,107 S * 4/2001 Hsu D6/611
D442,972 S * 5/2001 Wolf D15/15
D466,707 S * 12/2002 Wu D6/356
D504,784 S * 5/2005 Hahn D6/356
D507,122 S * 7/2005 Beermann D6/356
D516,327 S * 3/2006 Murphy D6/356
D523,646 S * 6/2006 Fretschner D6/333
D663,962 S * 7/2012 Muelder D6/356
D681,685 S * 5/2013 Higashikawa D15/15
D707,260 S * 6/2014 Hippoliti D15/15
D707,721 S * 6/2014 Hippoliti D15/15
D759,125 S * 6/2016 Schmidt D15/15

* cited by examiner

Primary Examiner — Mimosa De

(74) *Attorney, Agent, or Firm* — Nelson Mullins Riley & Scarborough LLP

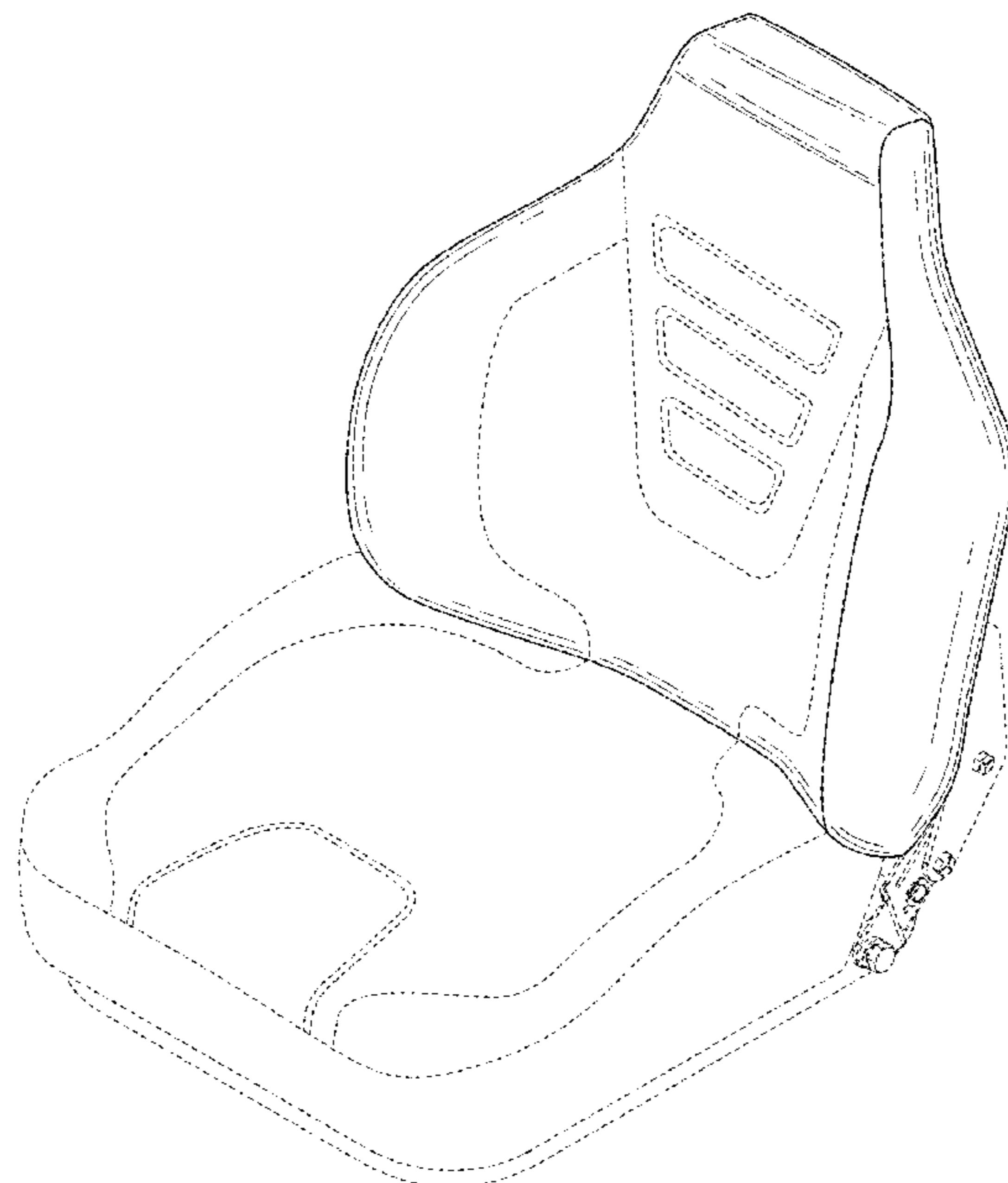
(57) **CLAIM**

The ornamental design for the lawnmower seat, as shown and described.

DESCRIPTION

FIG. 1 is a top perspective view of a lawnmower seat of the present invention;
FIG. 2 is a front view of the lawnmower seat of FIG. 1;
FIG. 3 is a back view of the lawnmower seat of FIG. 1;
FIG. 4 is a left side view of the lawnmower seat of FIG. 1;
FIG. 5 is a right side view of the lawnmower seat of FIG. 1; and,
FIG. 6 is a top view of the lawnmower seat of FIG. 1.
The broken lines of FIGS. 1-6 are illustrative of the visible environmental structure of the lawnmower seat and form no part of the claimed design.

1 Claim, 6 Drawing Sheets



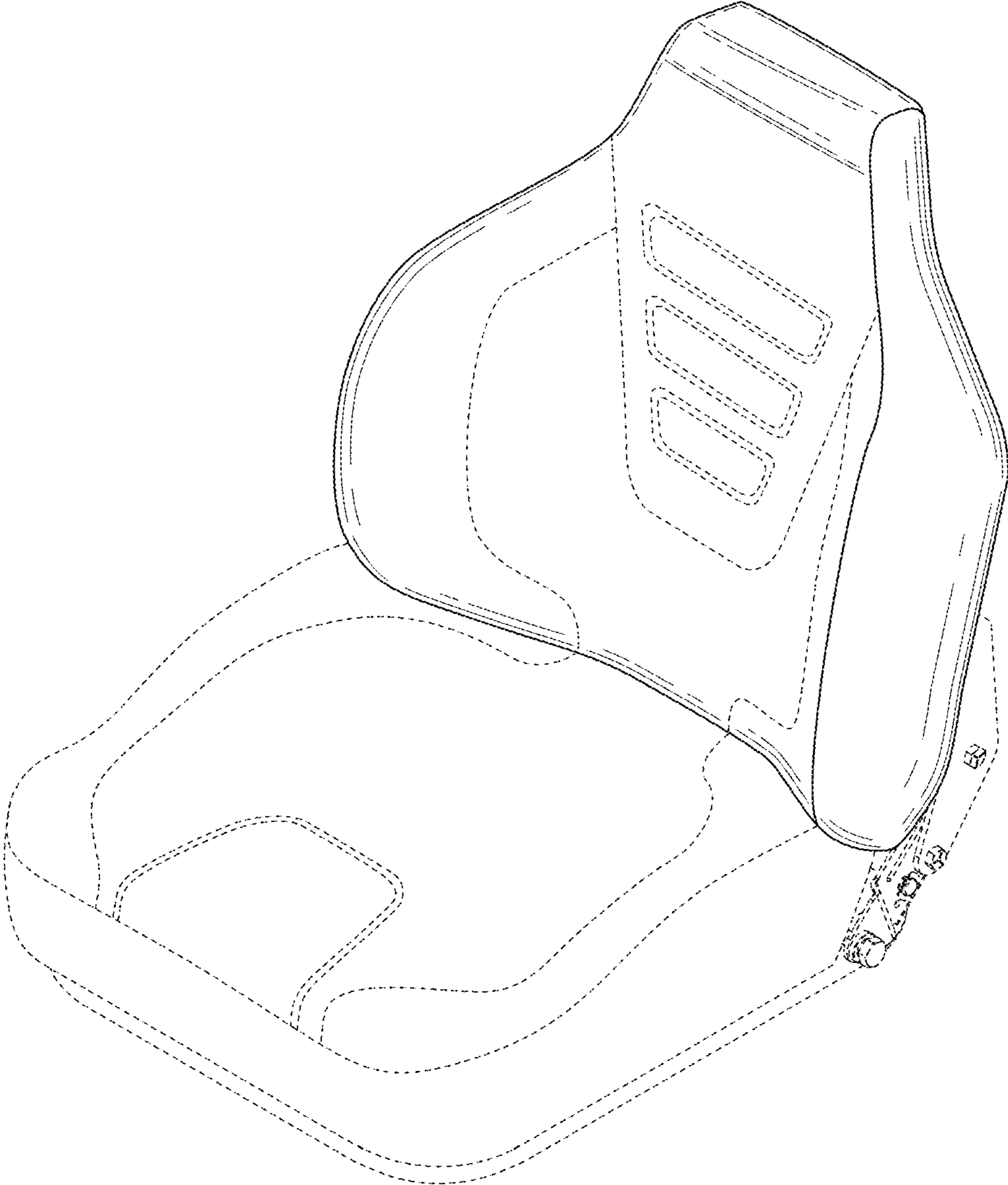


FIG. 1

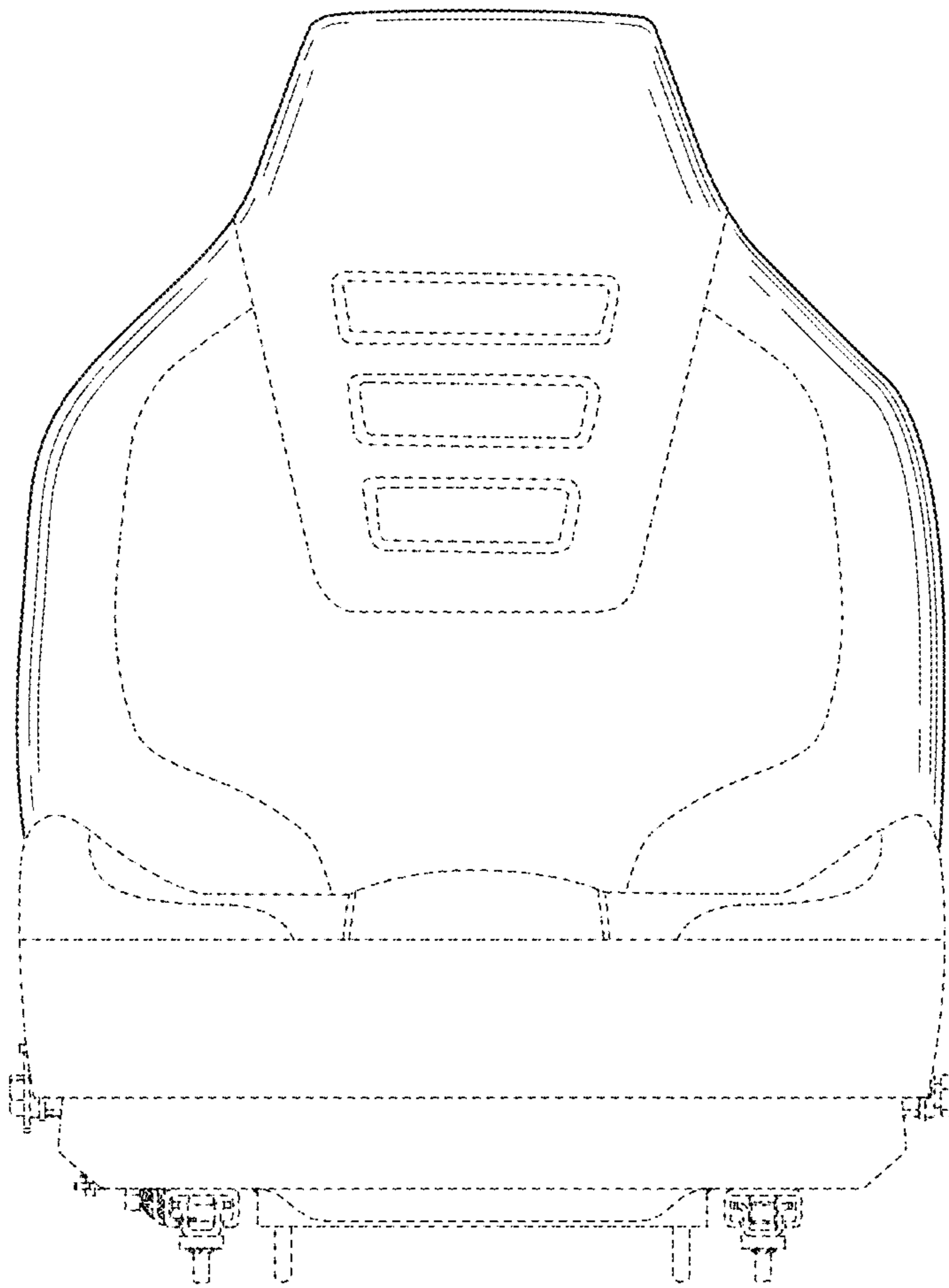


FIG. 2

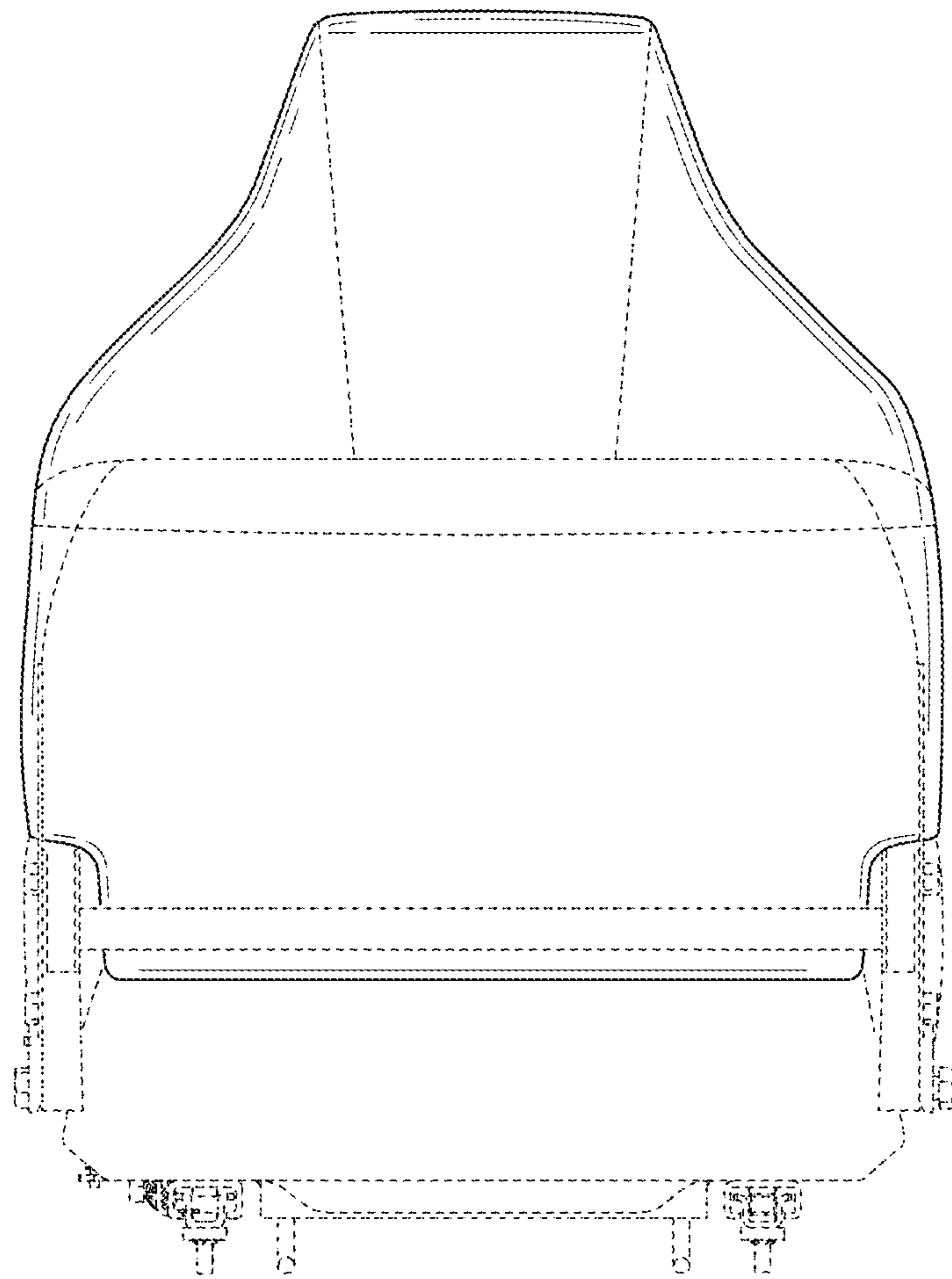


FIG. 3

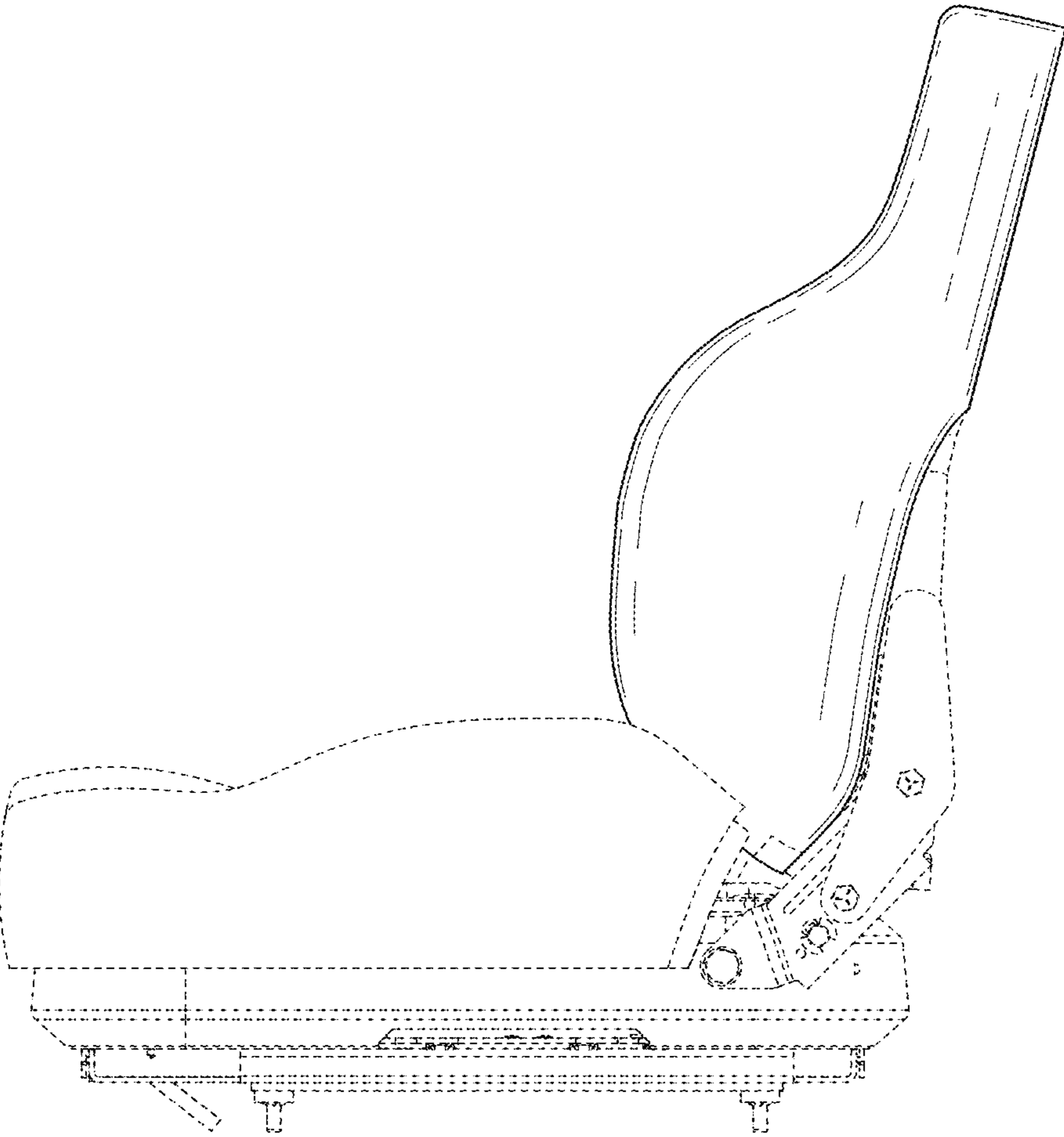


FIG. 4

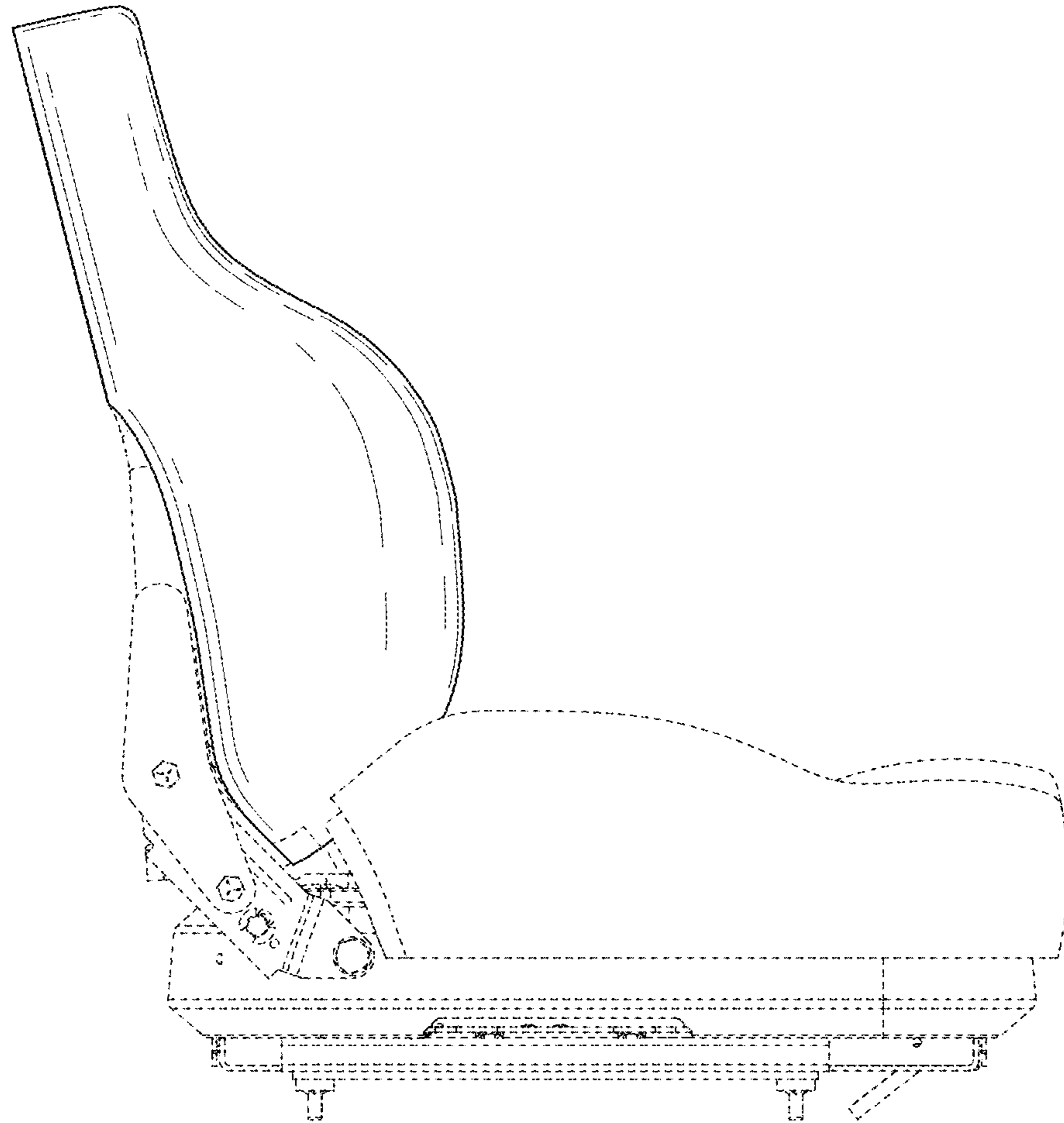


FIG. 5

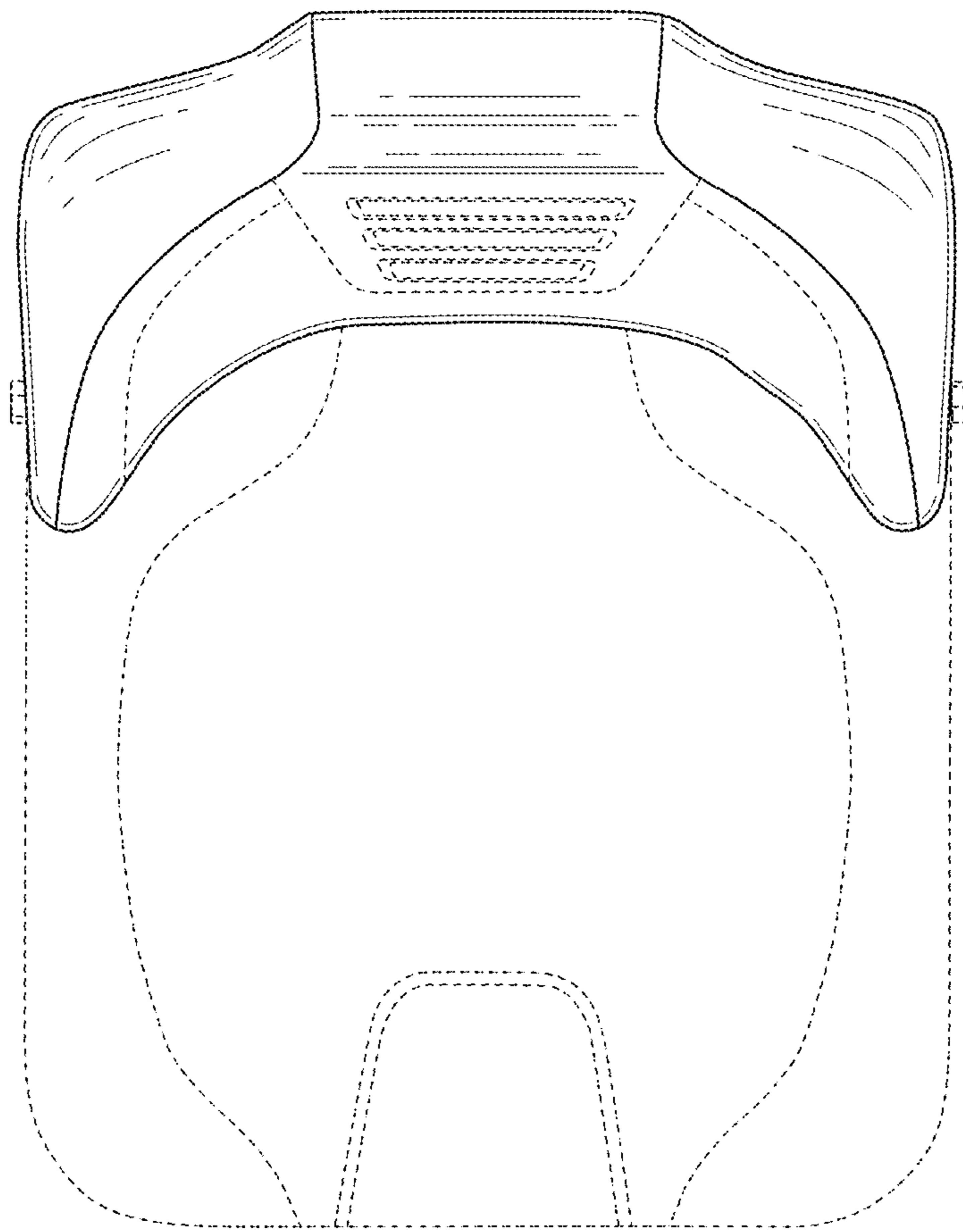


FIG. 6