



US00D773212S

(12) **United States Design Patent** (10) **Patent No.:** **US D773,212 S**
Krishtul (45) **Date of Patent:** **** Dec. 6, 2016**

(54) **TOROIDAL SEATING CUSHION**
(71) Applicant: **Max Krishtul**, Brooklyn, NY (US)
(72) Inventor: **Max Krishtul**, Brooklyn, NY (US)
(**) Term: **15 Years**
(21) Appl. No.: **29/532,201**
(22) Filed: **Jul. 2, 2015**
(51) **LOC (10) Cl.** **06-09**
(52) **U.S. Cl.**
USPC **D6/601**
(58) **Field of Classification Search**
USPC D6/333, 349, 355, 375, 388, 512, 563,
D6/564, 595, 596, 601, 604, 611, 707, 715,
D6/716, 716.1; D24/183-185, 234;
D21/803, 804, 805, 809; 5/401, 420,
5/600, 630, 631, 632, 633, 635, 636, 638,
5/639, 646, 652, 652.1, 655, 703, 730;
297/1, 2, 4, 93, 180.11, 195.1, 195.11,
297/195.13, 393, 397, 452.12, 452.14,
297/452.15, 452.21, 452.24, 452.26,
297/452.48, 452.62, 482
CPC A47G 9/10; A47G 9/1009; A47G 9/1018;
A47G 9/1027; A47G 9/1036; A47G 9/1045;
A47G 9/1063; A47G 9/1072; A47G 9/1081;
A47G 9/109; A47C 7/021; A47C 27/00
See application file for complete search history.

D377,575 S * 1/1997 Lowrey, Jr. D6/354
D386,035 S * 11/1997 Matsler D6/596
D386,036 S * 11/1997 Laidlaw D6/601
D388,650 S * 1/1998 Davis 5/636
D399,694 S * 10/1998 Laidlaw D6/596
D408,159 S * 4/1999 Clutton D6/354
D413,980 S * 9/1999 Sioufi D24/183
D415,281 S * 10/1999 Swedberg D24/183
D556,285 S * 11/2007 Peterson D21/803
D576,408 S * 9/2008 Forshpan D6/333
7,444,698 B2 11/2008 Jackson
D627,987 S * 11/2010 Szekely D6/406.3

(Continued)

OTHER PUBLICATIONS

Contour Health, the Kabooti Comfort Ring, retrieved on Jun. 11, 2015, Catalog, retrieved from Internet Web Archives Jan. 31, 2013, http://web.archive.org/web/20130131115546/http://www.contourhealth.com/?page_id=126, Charlotte, NC, USA.

Primary Examiner — Rosemary K Tarcza
Assistant Examiner — Sanjeev Paul
(74) *Attorney, Agent, or Firm* — IDP Patent Services;
Olav M. Underdal

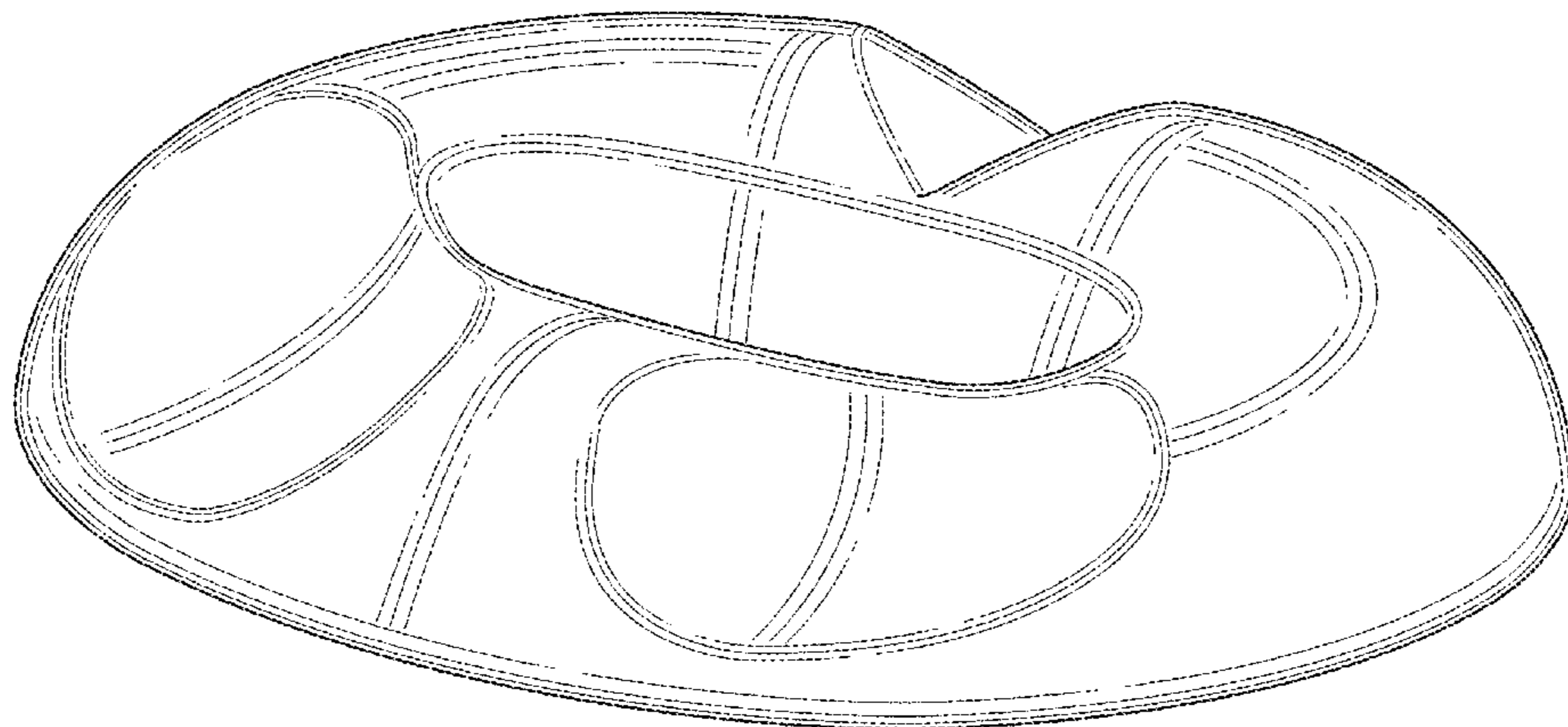
(57) **CLAIM**
The ornamental design for a toroidal seating cushion, as shown and described.

DESCRIPTION

FIG. 1 is a top perspective view of a toroidal seating cushion;
FIG. 2 is a top view thereof;
FIG. 3 is a bottom view thereof;
FIG. 4 is a left side view thereof;
FIG. 5 is a right side view thereof;
FIG. 6 is a front view thereof; and,
FIG. 7 is a rear view thereof.
The broken lines shown in the drawings are included for the purpose of illustrating unclaimed portions of the toroidal seating cushion and forms no part of the claimed design.

1 Claim, 7 Drawing Sheets

(56) **References Cited**
U.S. PATENT DOCUMENTS
D285,512 S * 9/1986 Bool D6/596
D292,767 S * 11/1987 Challen D6/596
D316,354 S * 4/1991 Bool D6/601
5,079,785 A 1/1992 Garcia
D327,389 S * 6/1992 Flores D6/601
D334,318 S * 3/1993 Chee D6/601
D354,876 S * 1/1995 Pace D6/596
5,440,770 A * 8/1995 Nichols A47D 1/00
5/424
D367,199 S * 2/1996 Graebe D6/596



(56)

References Cited

U.S. PATENT DOCUMENTS

D637,439 S *	5/2011	Mettler	D6/601	D722,449 S *	2/2015	Krishtul	D6/601
D637,440 S *	5/2011	Mettler	D6/601	D723,303 S *	3/2015	Malik	D6/601
D642,846 S *	8/2011	Parish	D6/601	D727,645 S *	4/2015	Zink	D6/333
D681,995 S	5/2013	Davis et al.		D732,313 S *	6/2015	Fux	D6/601
D695,030 S *	12/2013	Buitendag	D6/333	D737,075 S *	8/2015	Albrecht	D6/601
D700,786 S *	3/2014	Yeung	D6/333	D765,200 S *	8/2016	Gershon	D21/803
D714,072 S *	9/2014	Nadeau	D6/390	D766,622 S *	9/2016	Juhasz	D6/601
				2013/0047339 A1 *	2/2013	Kim	A47G 9/109 5/637
				2013/0198961 A1	8/2013	Davis et al.	

* cited by examiner

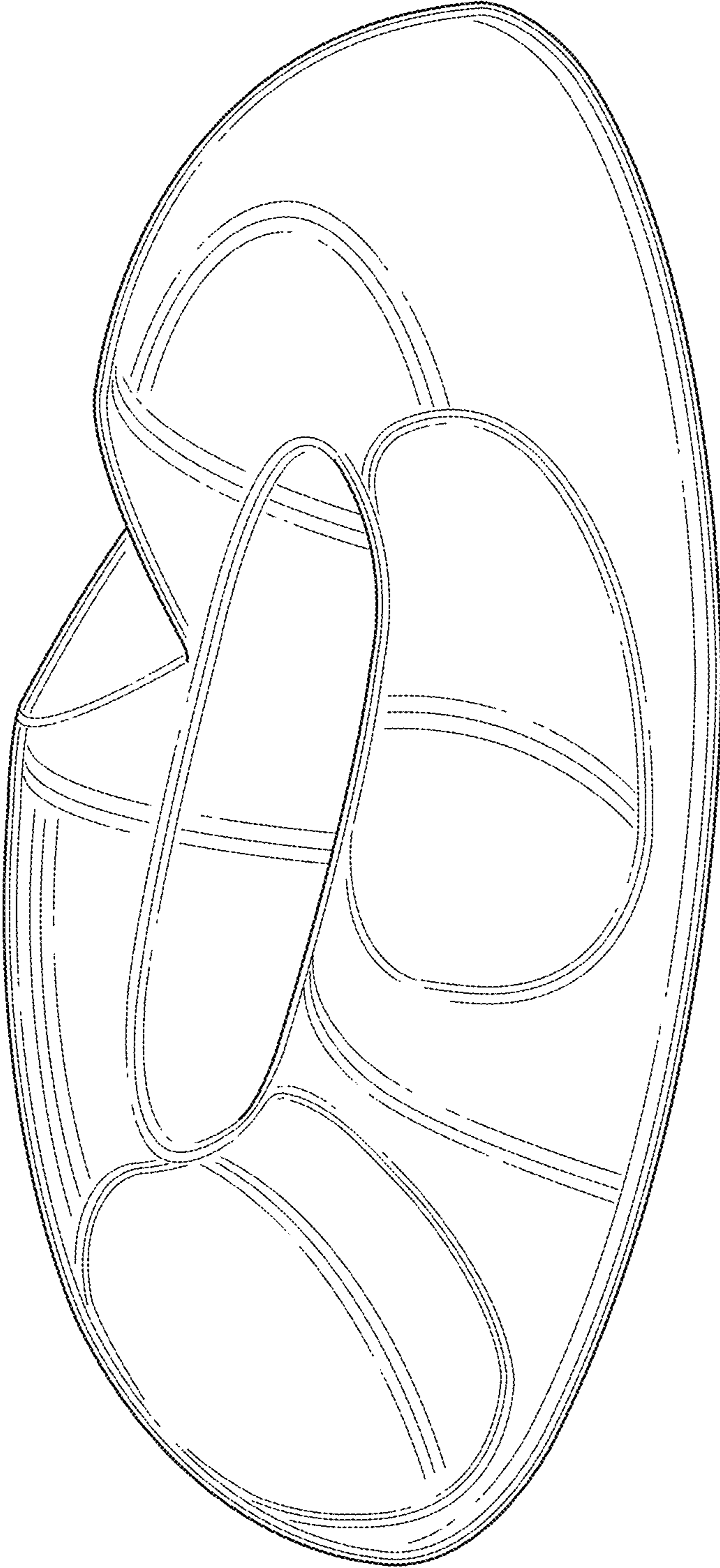


FIG. 1

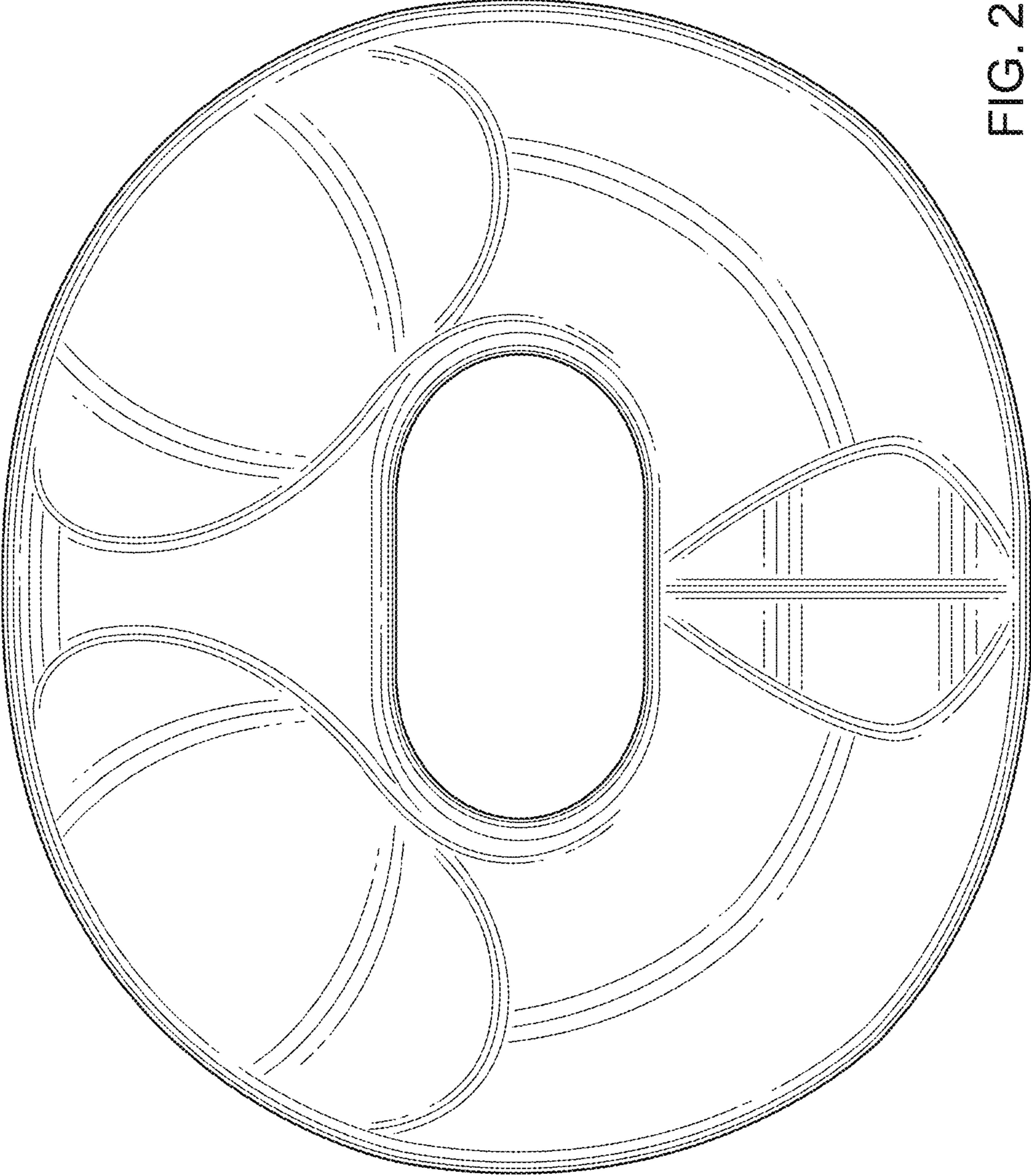


FIG. 2

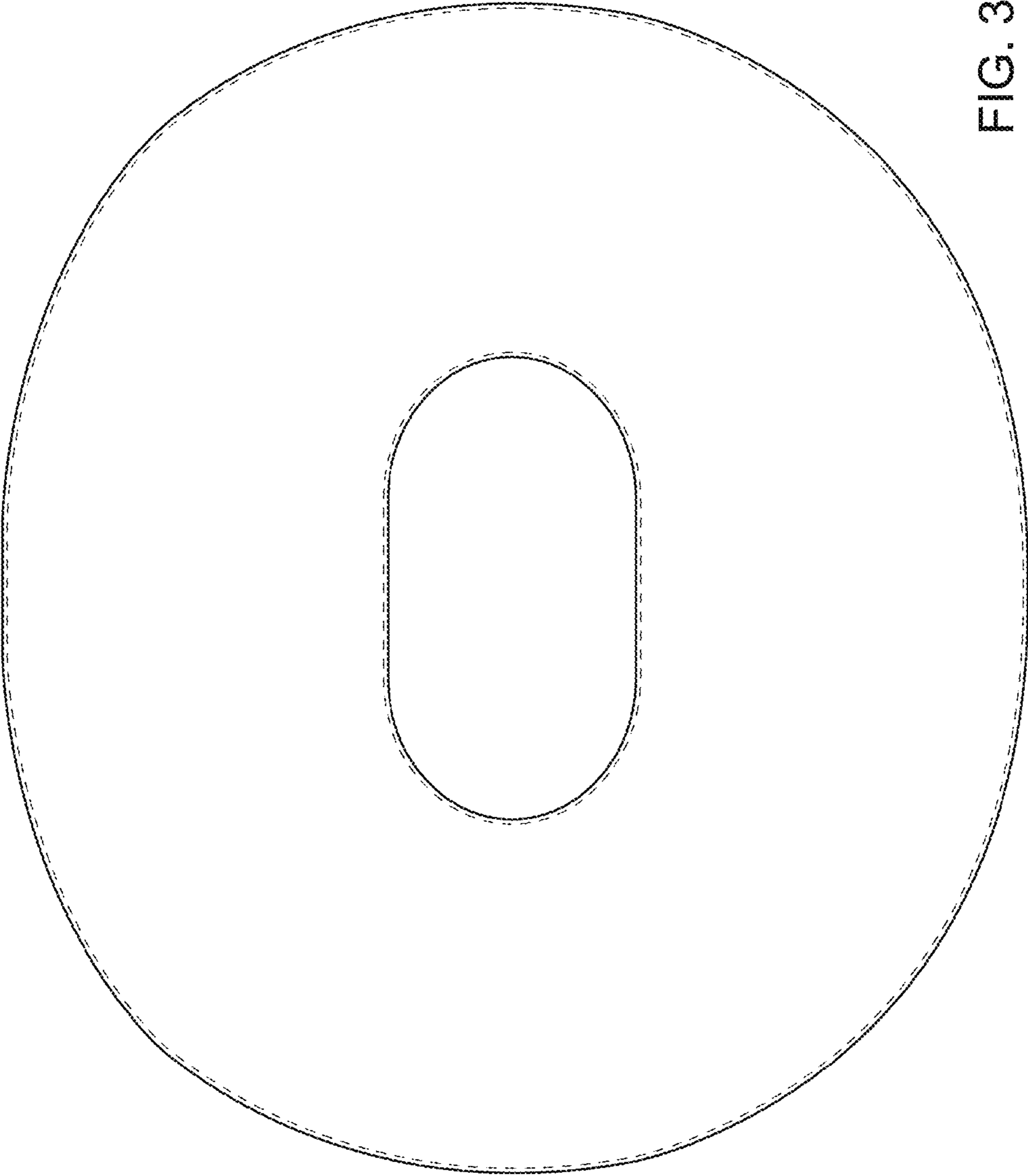


FIG. 3

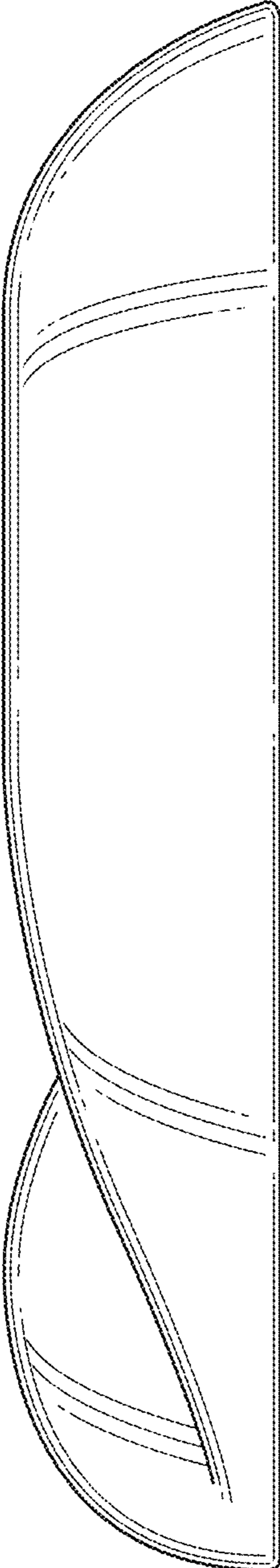


FIG. 4

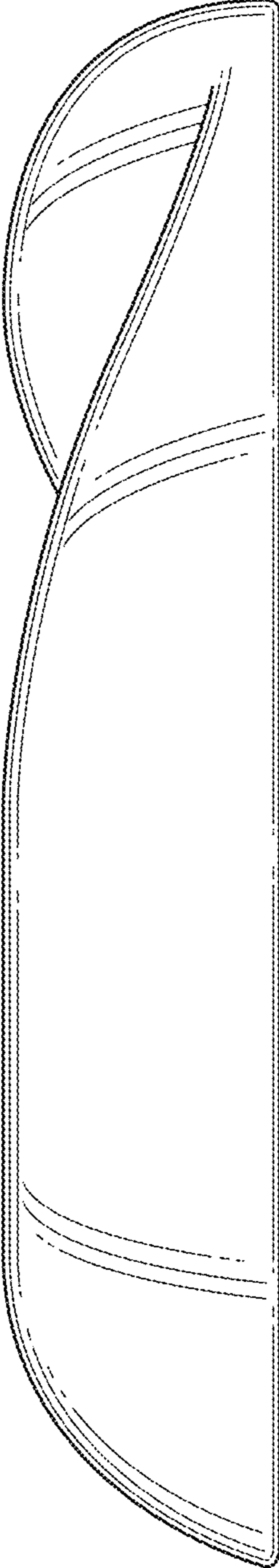


FIG. 5

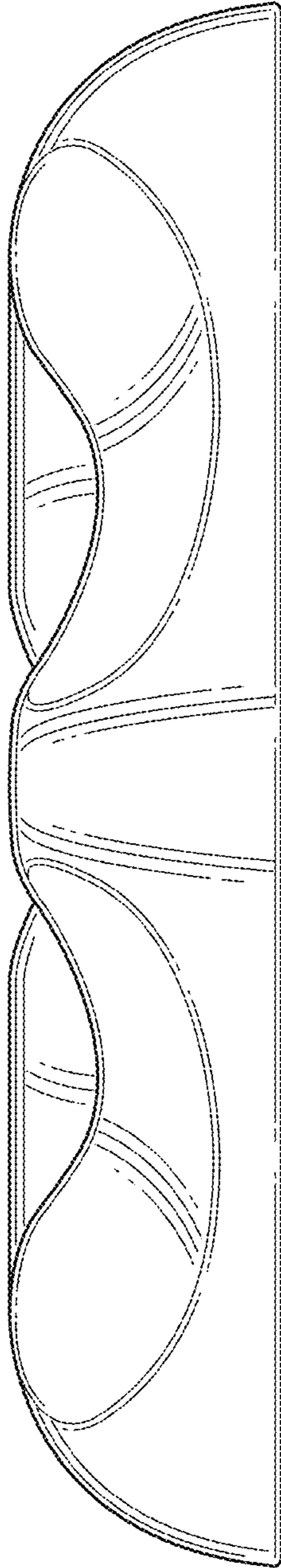


FIG. 6

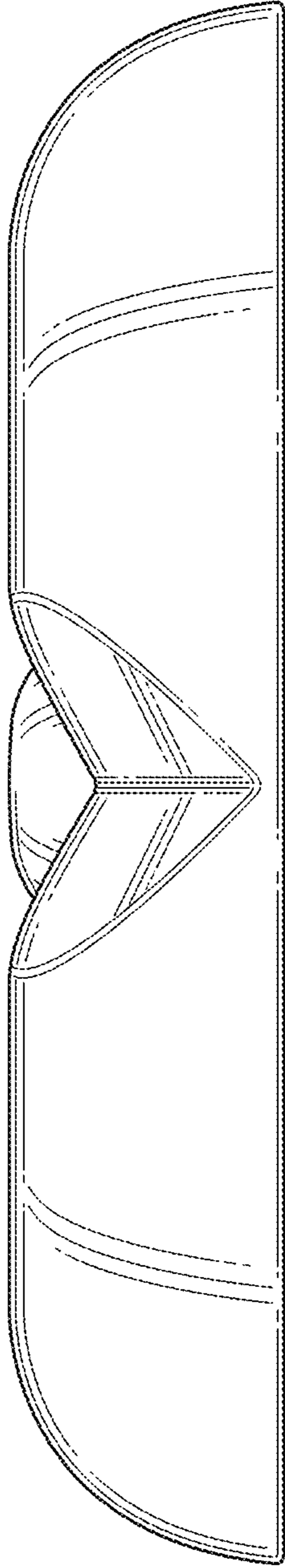


FIG. 7