



US00D773210S

(12) **United States Design Patent**
Toro

(10) **Patent No.:** **US D773,210 S**
(45) **Date of Patent:** **** Dec. 6, 2016**

- (54) **PILLOW**
- (71) Applicant: **Letterman Supply Co., LLC**,
Holladay, UT (US)
- (72) Inventor: **Teri B. Toro**, Holladay, UT (US)
- (73) Assignee: **LETTERMAN SUPPLY CO., LLC**,
Holladay, UT (US)
- (**) Term: **14 Years**
- (21) Appl. No.: **29/504,772**
- (22) Filed: **Oct. 9, 2014**
- (51) **LOC (10) Cl.** **06-01**
- (52) **U.S. Cl.**
USPC **D6/601**
- (58) **Field of Classification Search**
USPC D6/595-601, 604-606; D21/803, 804,
D21/809; D24/183; D30/118, 119
CPC A47C 7/383; A47C 20/00; A47C 20/25;
A47D 13/00; A47D 13/08; A47G 9/00;
A47G 9/10; A47G 9/1027; A47G 9/1036;
A47G 9/1081; A47G 2009/1018
See application file for complete search history.

(56) **References Cited**
U.S. PATENT DOCUMENTS

D243,217 S	2/1977	Warsaw
D243,476 S	2/1977	Avery
D243,736 S	3/1977	Ishizuka
D245,217 S	8/1977	Farhood
D246,626 S	12/1977	Shenk
D246,815 S	1/1978	Sillers
D247,311 S	2/1978	Carter
D248,141 S	6/1978	Forsland
D250,985 S	2/1979	Armstrong

D251,099 S	2/1979	McClintock
D251,100 S	2/1979	McClintock
D251,935 S	5/1979	Ikezaki
D251,985 S	5/1979	Martin
D254,029 S	1/1980	Barbagallo
D254,891 S	5/1980	Mills
D255,197 S	6/1980	Brown
D255,854 S	7/1980	Gay
D256,414 S	8/1980	Rich
D256,415 S	8/1980	Newman
D256,728 S	9/1980	Allen
D256,870 S	9/1980	Britzman
D256,985 S	9/1980	Creamer
D257,105 S	9/1980	Morris
D257,200 S	10/1980	LaRocca
D257,309 S	10/1980	Kroll
D258,254 S	2/1981	Von Furstenberg

(Continued)

Primary Examiner — Mary Ann Calabrese
(74) *Attorney, Agent, or Firm* — Workman Nydegger

(57) **CLAIM**

The ornamental design for a pillow, as shown and described.

DESCRIPTION

FIG. 1 is a front perspective view of a pillow;
FIG. 2 is a top view of the embodiment of FIG. 1;
FIG. 3 is a bottom view of the embodiment of FIG. 1;
FIG. 4 is a front elevation view of the embodiment of FIG. 1;
FIG. 5 is a rear elevation view of the embodiment of FIG. 1;
FIG. 6 is a right elevation view of the embodiment of FIG. 1; and,
FIG. 7 left elevation view of the embodiment of FIG. 1;
In the drawings, the broken lines illustrate portions of the pillow that form no part of the claimed design.

1 Claim, 5 Drawing Sheets



(56)

References Cited

U.S. PATENT DOCUMENTS

4,501,401	A *	2/1985	Conee	F16M 13/02 248/346.2
D284,520	S *	7/1986	Handler	D29/119
D335,997	S *	6/1993	Castronovo	D6/601
D364,985	S *	12/1995	Burdorf	D21/713
D634,951	S *	3/2011	Dreiling	D6/362
D640,493	S *	6/2011	Nishijima	D6/601
D717,503	S *	11/2014	Diskin	D30/118
D722,239	S *	2/2015	Russell	D6/601
9,167,922	B1 *	10/2015	Holbrook	A47G 9/10
2015/0074911	A1 *	3/2015	Dungan	A47G 9/1036 5/636

* cited by examiner

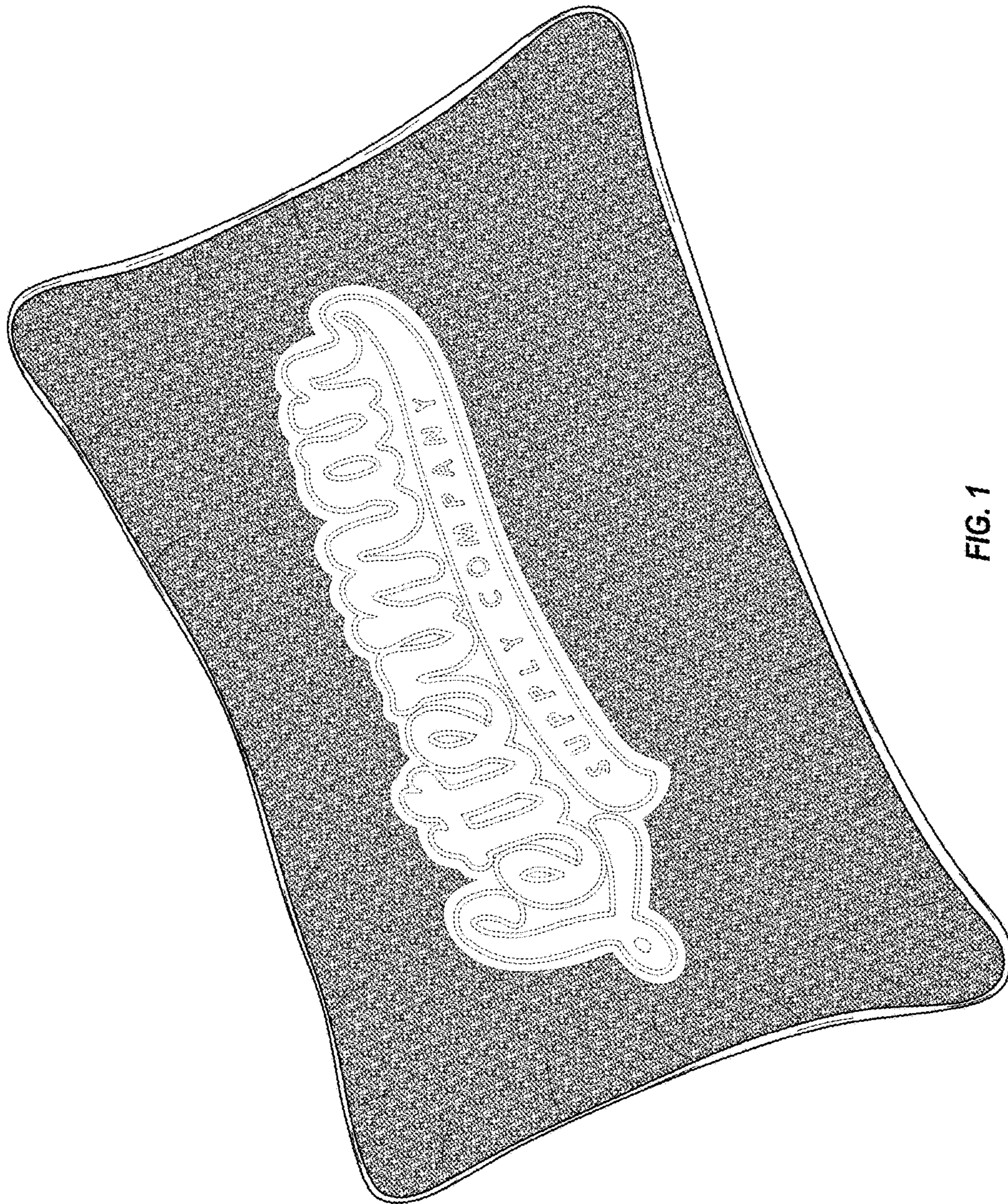


FIG. 1




FIG. 2

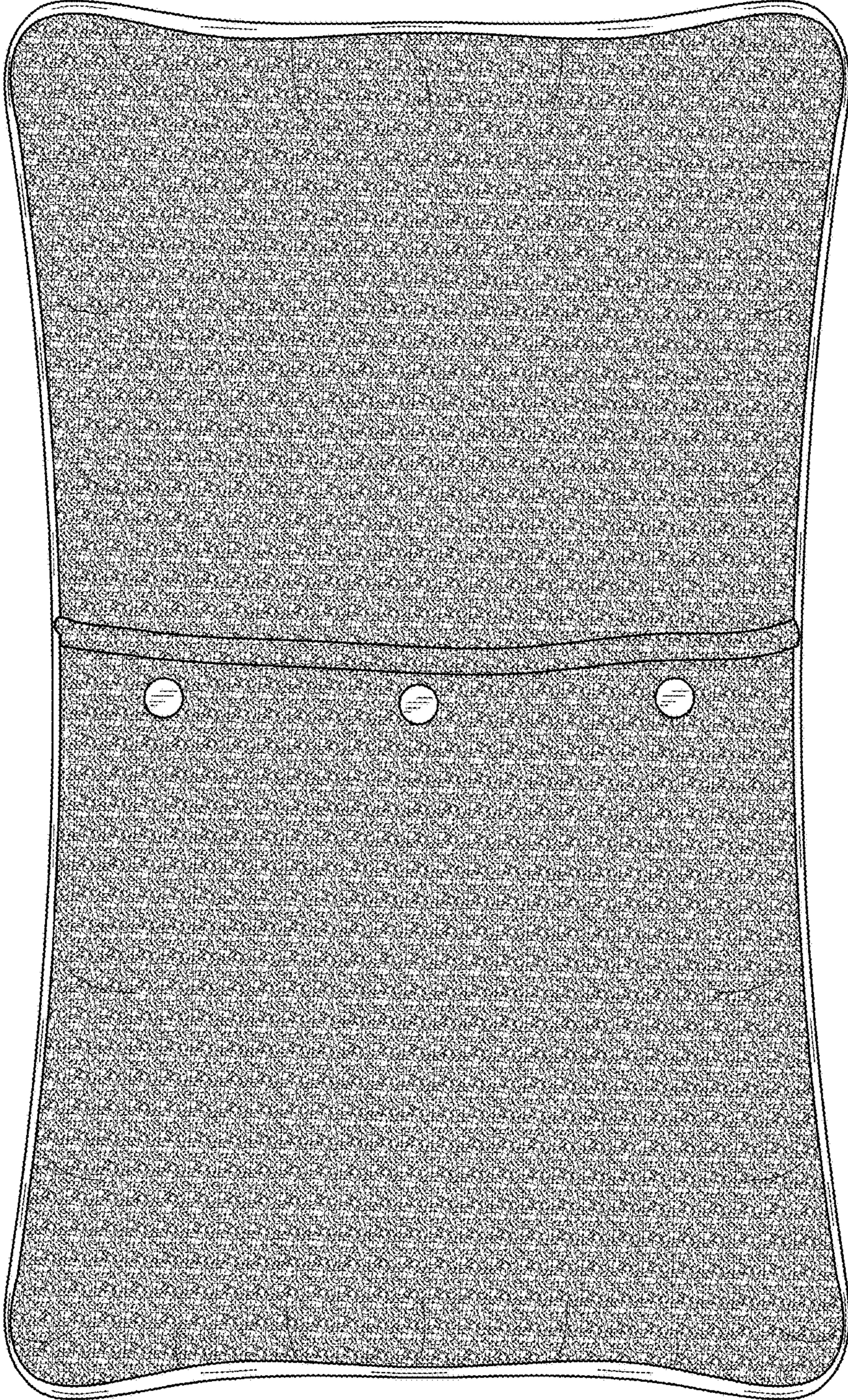


FIG. 3

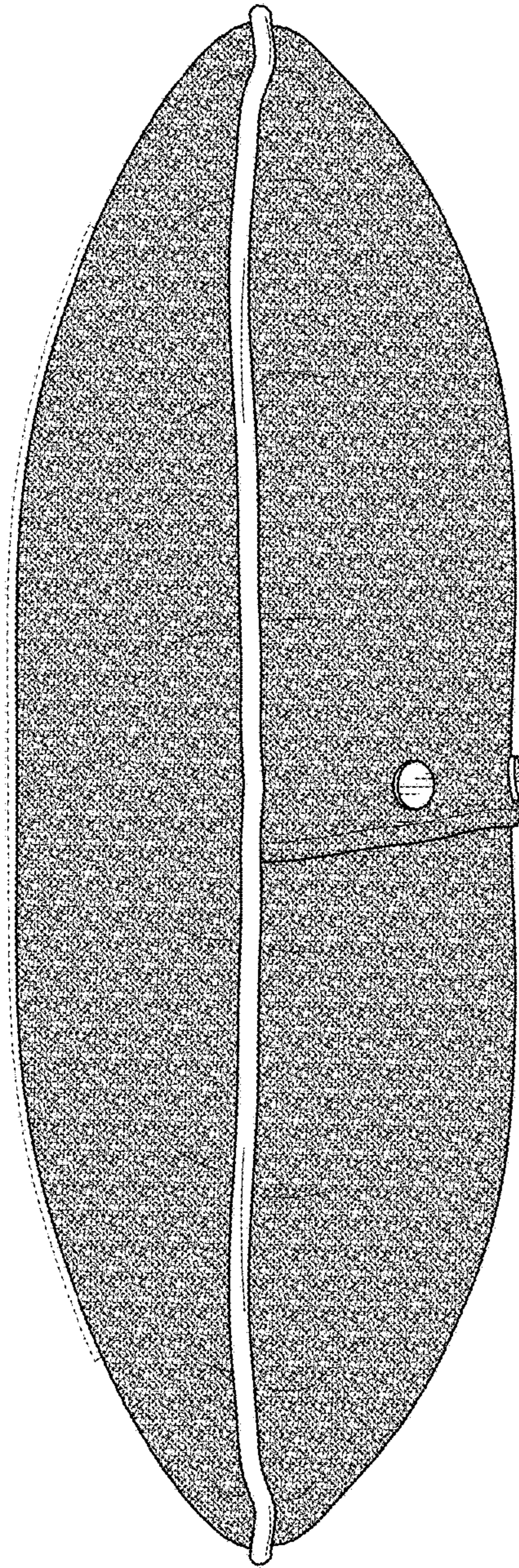


FIG. 4

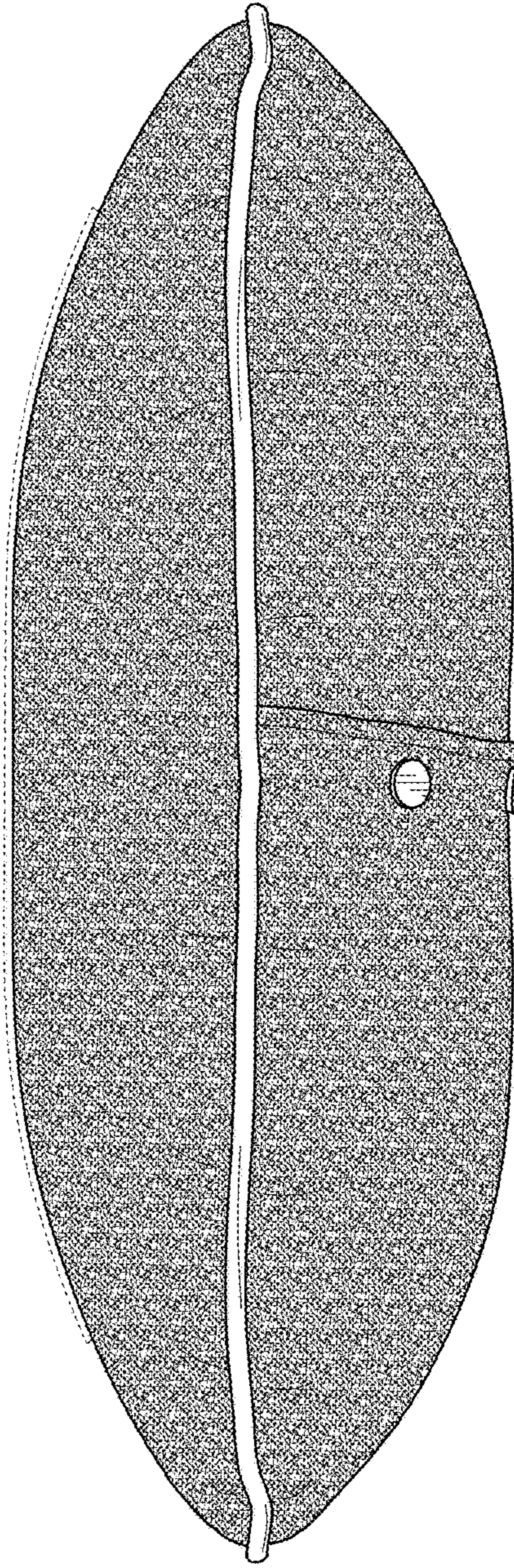


FIG. 5

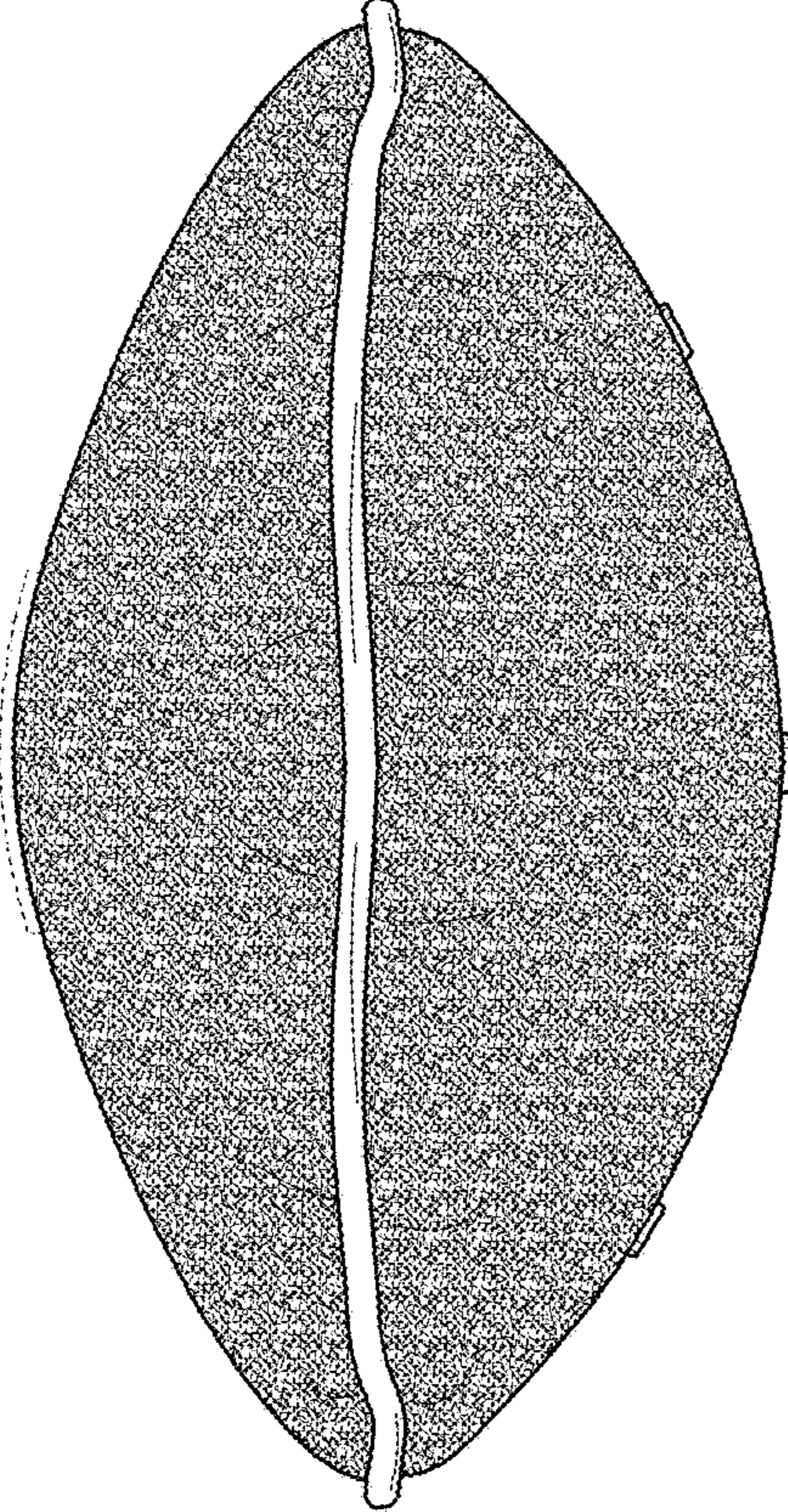


FIG. 6

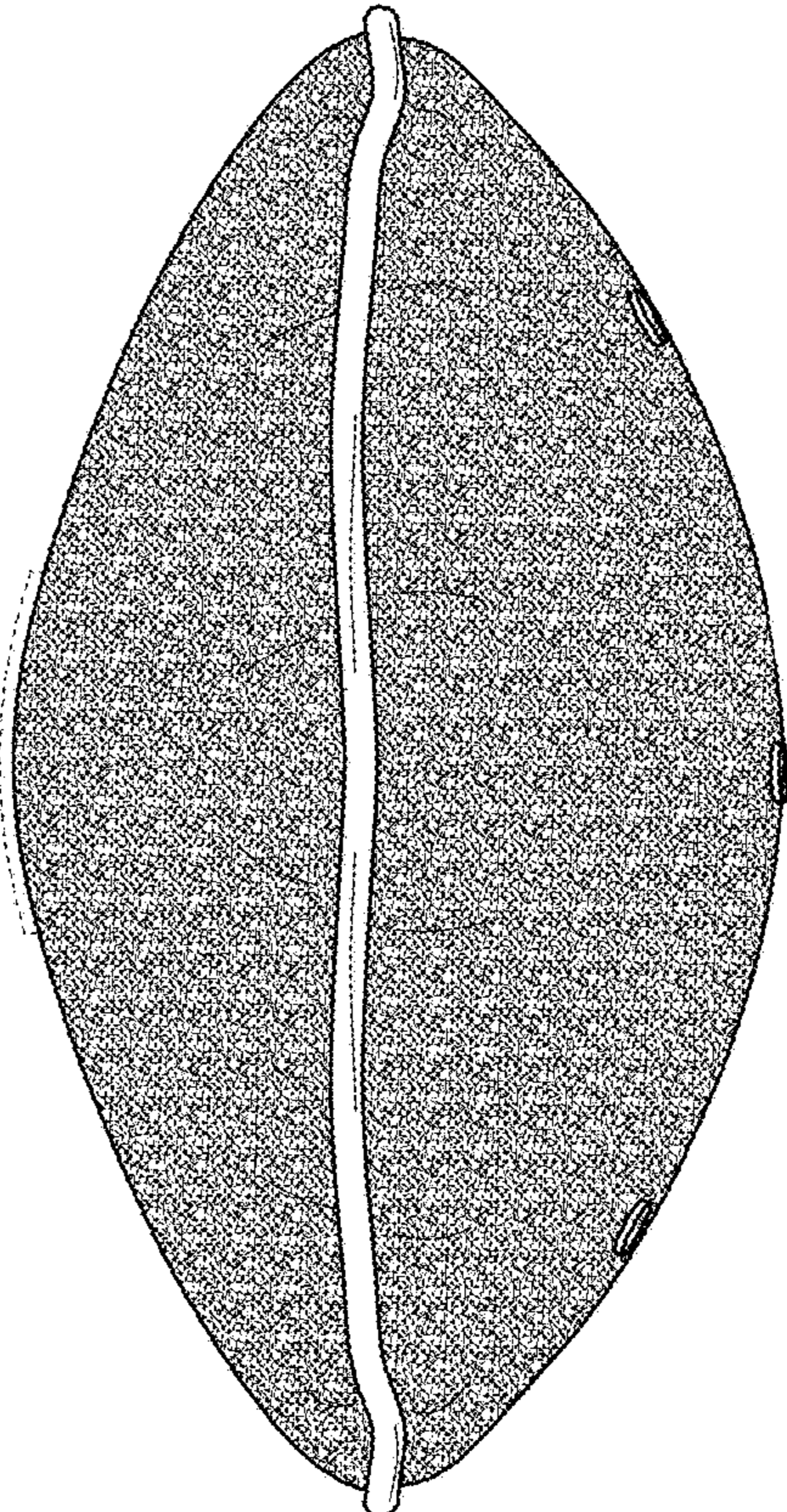


FIG. 7