



US00D773200S

(12) **United States Design Patent**  
**Hailong**

(10) **Patent No.:** **US D773,200 S**

(45) **Date of Patent:** **\*\* Dec. 6, 2016**

(54) **CHAIR**

(71) Applicant: **Anji HaiLong Furniture Co., Ltd.**,  
Anji County (CN)

(72) Inventor: **Shen Hailong**, Anji County (CN)

(73) Assignee: **Anji HaiLong Furniture Co., Ltd.**,  
Anji County (CN)

(\*\*) Term: **15 Years**

(21) Appl. No.: **29/544,461**

(22) Filed: **Nov. 3, 2015**

(51) **LOC (10) Cl.** ..... **06-01**

(52) **U.S. Cl.**  
USPC ..... **D6/366**

(58) **Field of Classification Search**  
USPC ..... D6/364-368, 374, 716; 297/284.4,  
297/344.19, 353, 411.2, 452.18, 452.24,  
452.26, 297/452.28, 452.32-33, 452.37  
CPC ..... A47C 7/02; A47C 7/44; A47C 7/46;  
A47C 7/48; A47C 7/54; A47C  
7/386; A47C 7/462; A47C 1/10; A47C  
1/031; B60N 2/02; B60N 2/22; B60N  
2/44

See application file for complete search history.

(56) **References Cited**

**U.S. PATENT DOCUMENTS**

D431,400 S \* 10/2000 Grove ..... D6/366  
7,360,839 B1 \* 4/2008 Chen ..... A47C 1/03  
297/411.2

D689,314 S \* 9/2013 Smith ..... D6/716  
D694,538 S \* 12/2013 Smith ..... D6/366  
D714,070 S \* 9/2014 Cvek ..... D6/366  
D724,367 S \* 3/2015 Sander ..... D6/366  
D727,075 S \* 4/2015 Usumoto ..... D6/366  
D736,533 S \* 8/2015 Ballendat ..... D6/366  
D737,064 S \* 8/2015 Ooki ..... D6/366  
D745,300 S \* 12/2015 Cvek ..... D6/366  
D745,301 S \* 12/2015 Cvek ..... D6/366  
D750,911 S \* 3/2016 Su ..... D6/366  
2011/0198907 A1 \* 8/2011 Masunaga ..... A47C 1/03255  
297/353  
2014/0191551 A1 \* 7/2014 Hazzard ..... A47C 4/02  
297/344.19

\* cited by examiner

*Primary Examiner* — Manpreet Matharu

*Assistant Examiner* — Keith Wilson

(74) *Attorney, Agent, or Firm* — NK Patent Law, PLLC

(57) **CLAIM**

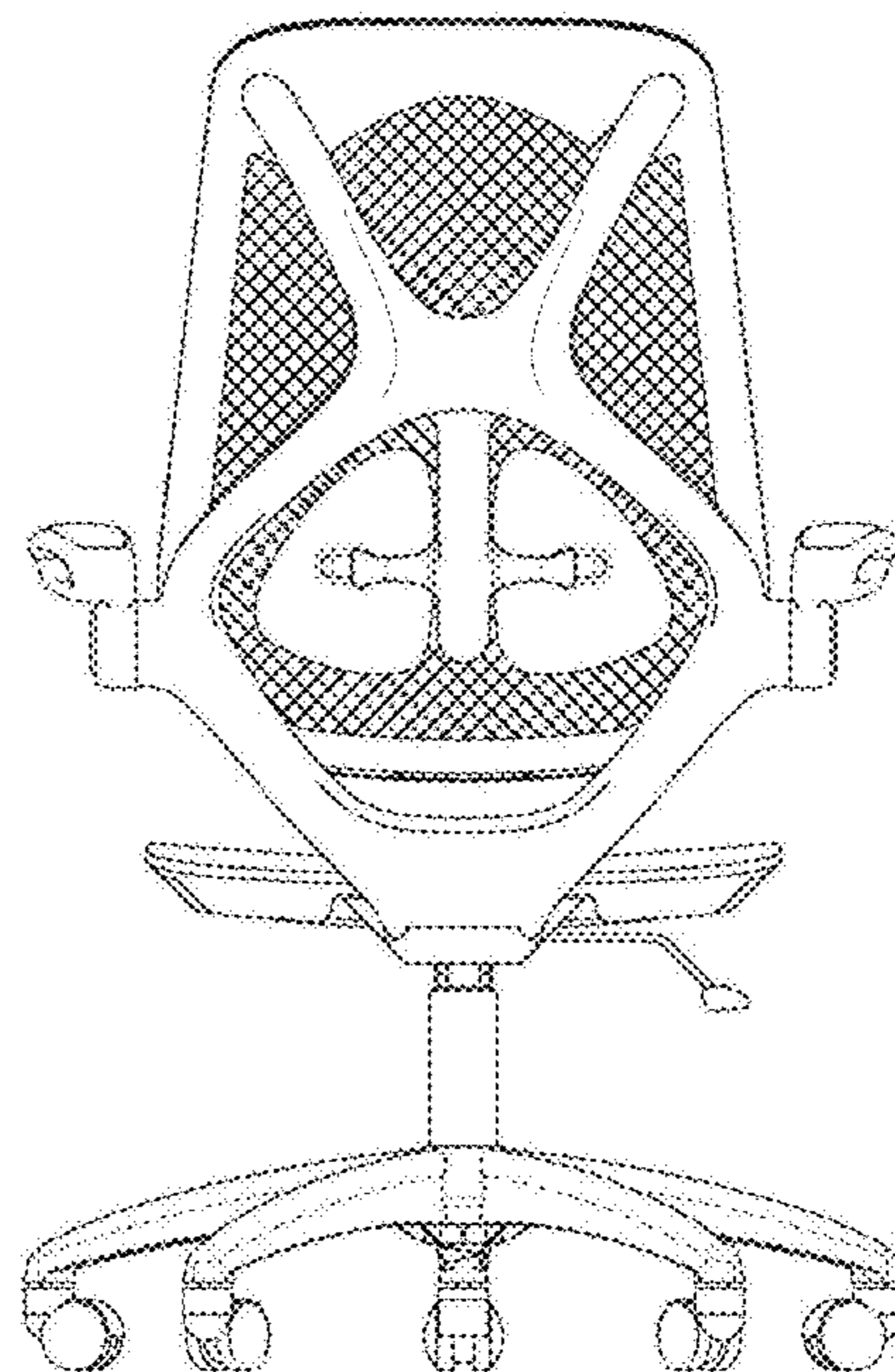
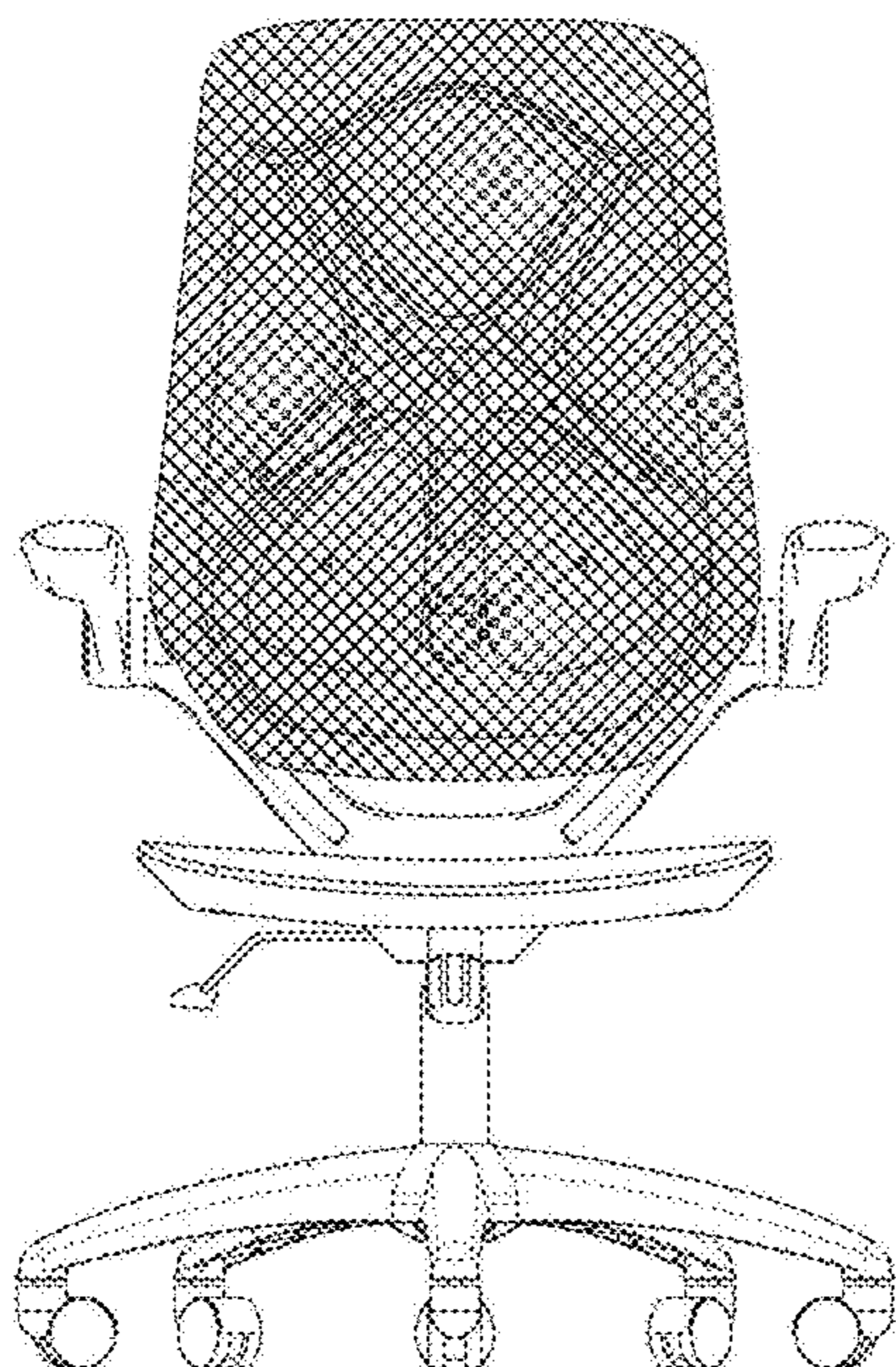
I claim the ornamental design for the chair, as shown and described.

**DESCRIPTION**

FIG. 1 is a front view of the chair;  
FIG. 2 is a rear view of the chair;  
FIG. 3 is a perspective view of the chair;  
FIG. 4 is a right side view of the chair;  
FIG. 5 is a left side view of the chair; and,  
FIG. 6 is a top view of the chair.

The broken lines shown are environment only and form no part of the claimed design.

**1 Claim, 6 Drawing Sheets**



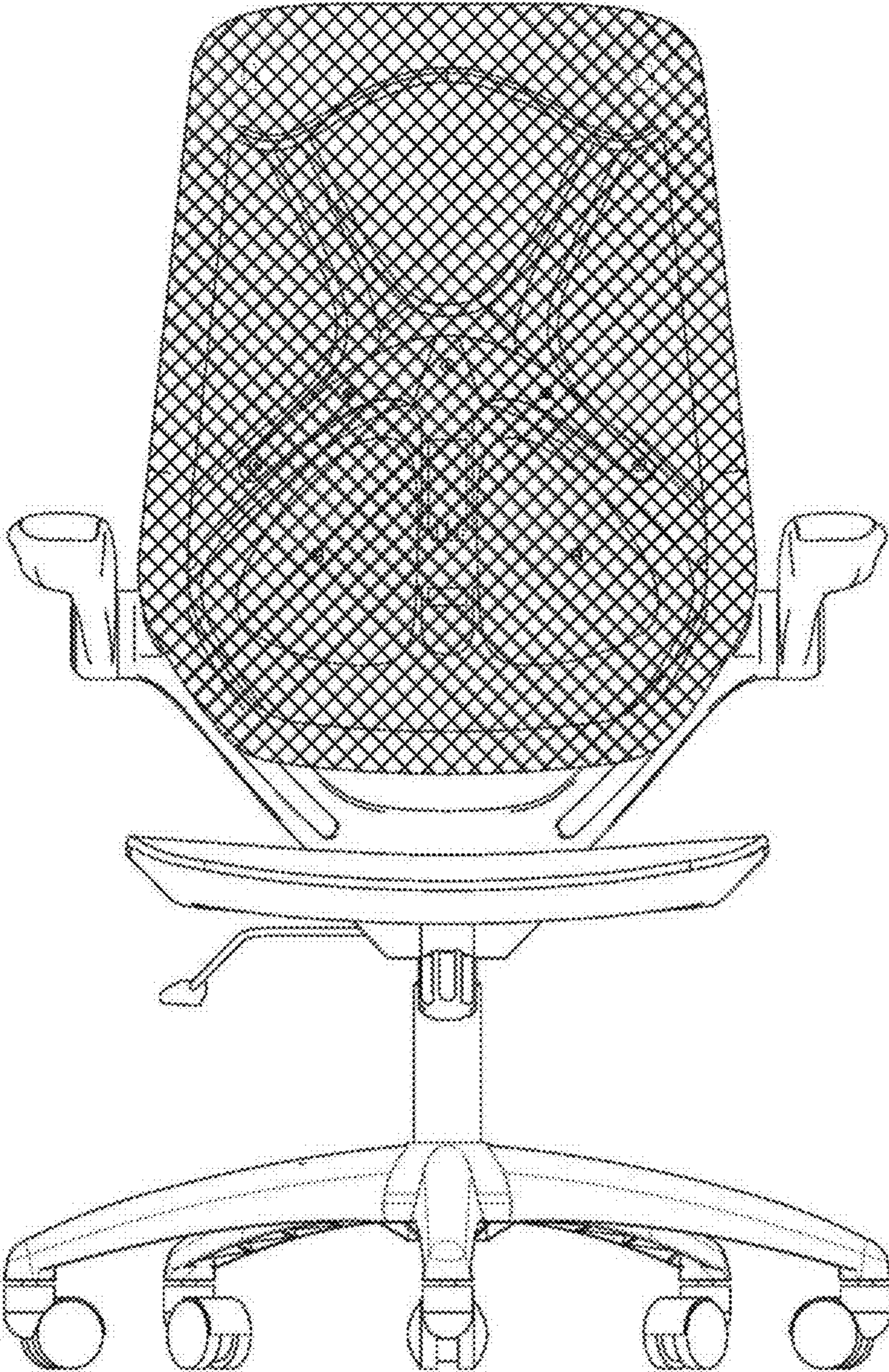


FIG. 1

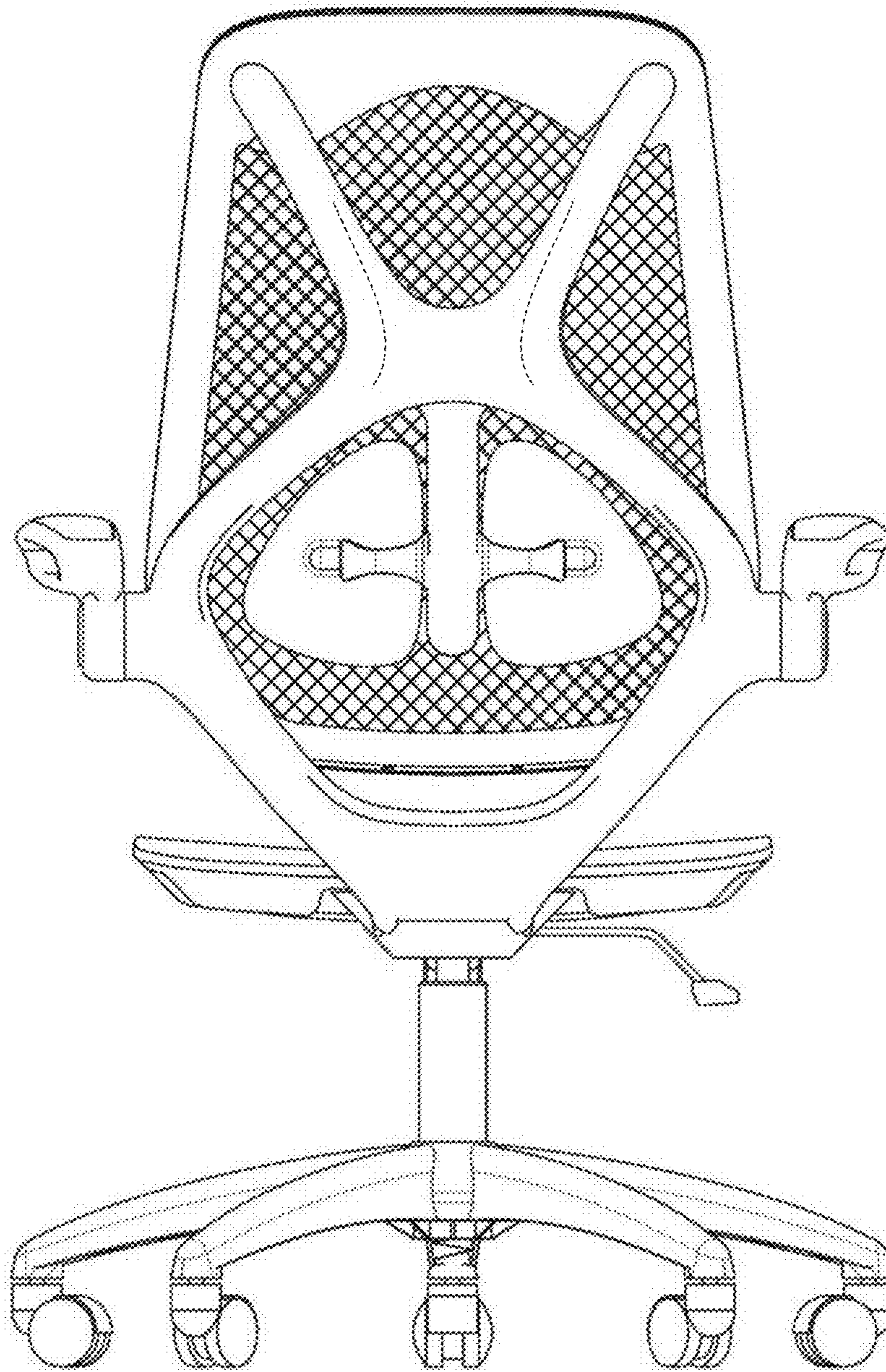


FIG. 2




FIG. 3

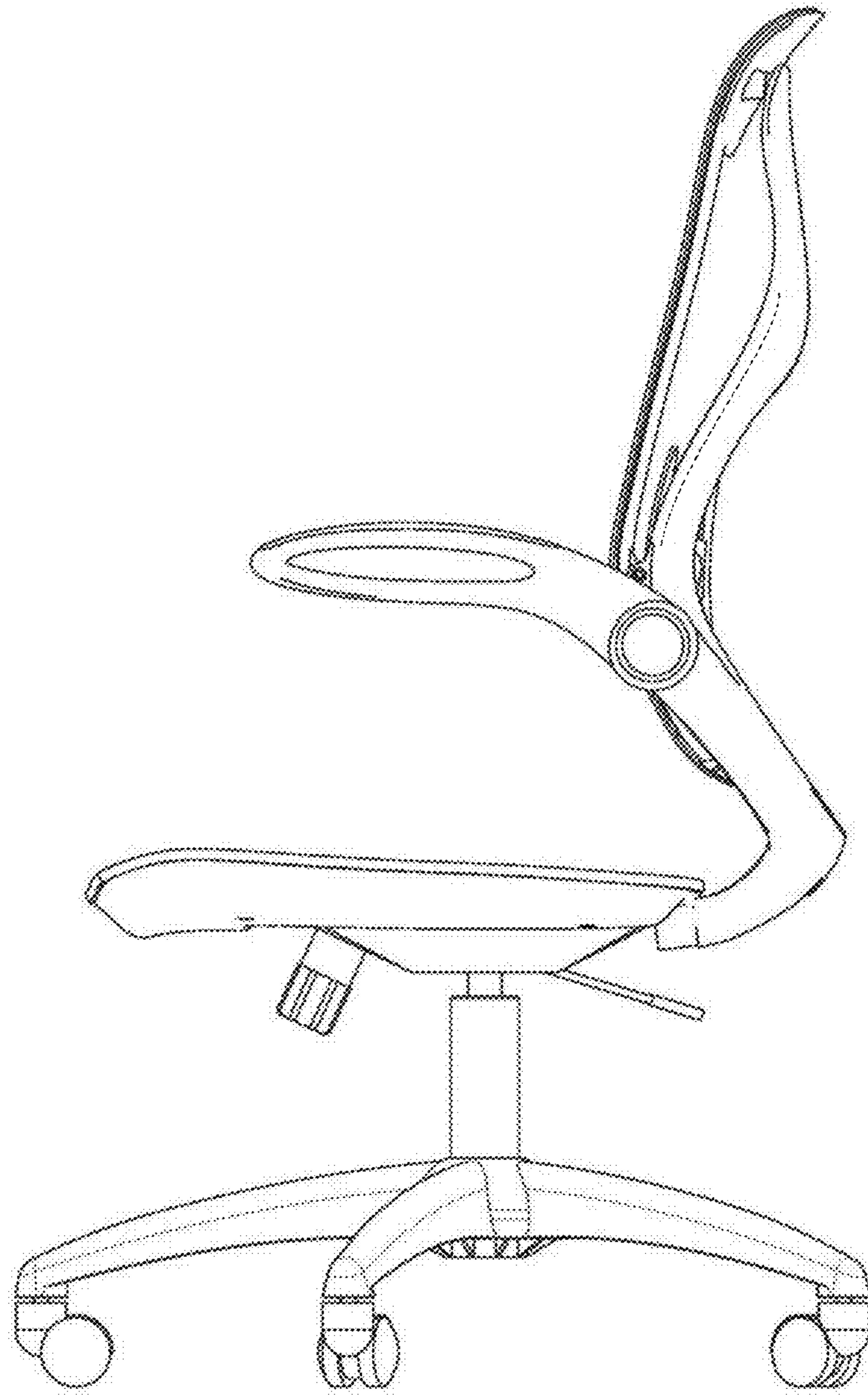


FIG. 4

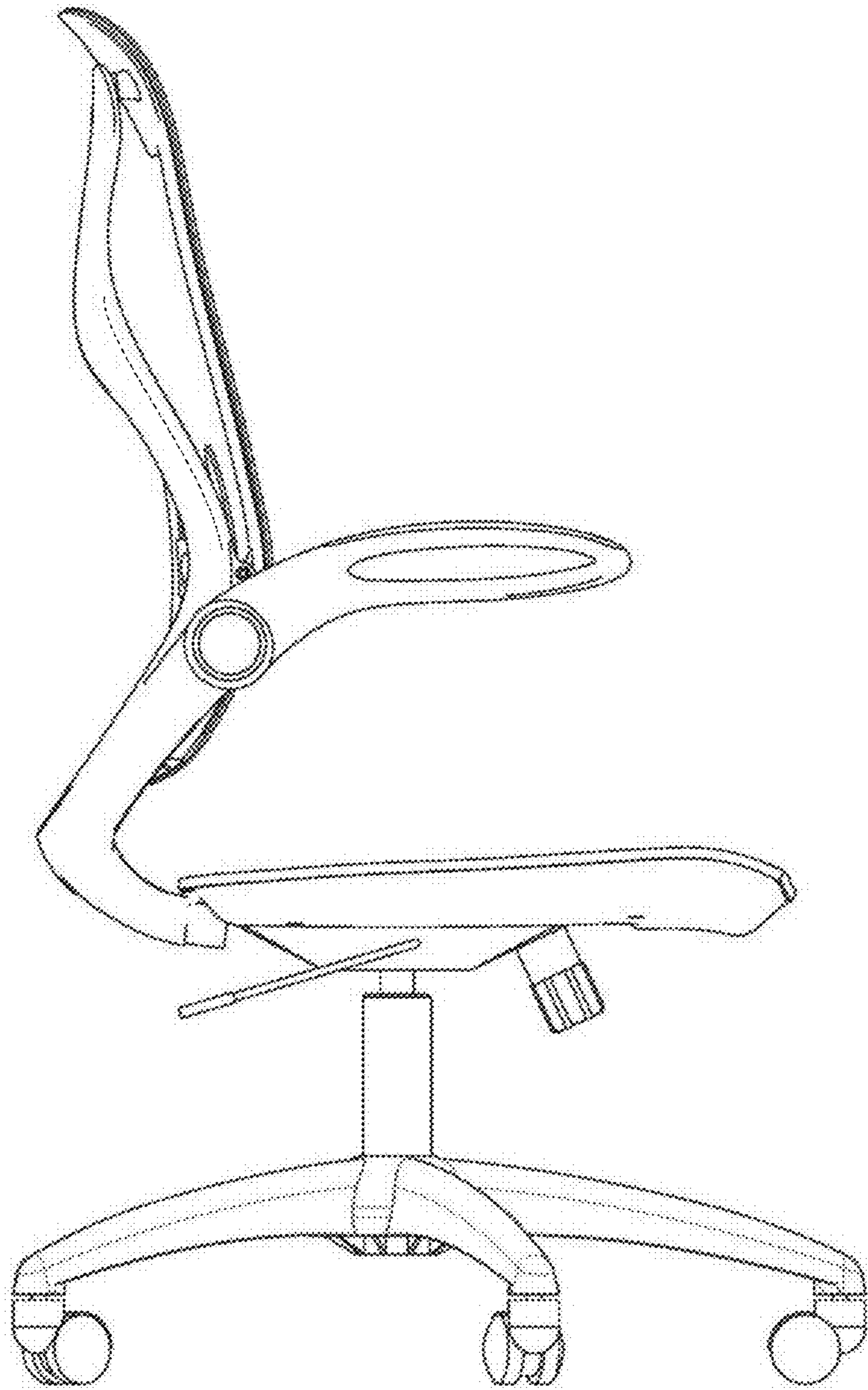


FIG. 5

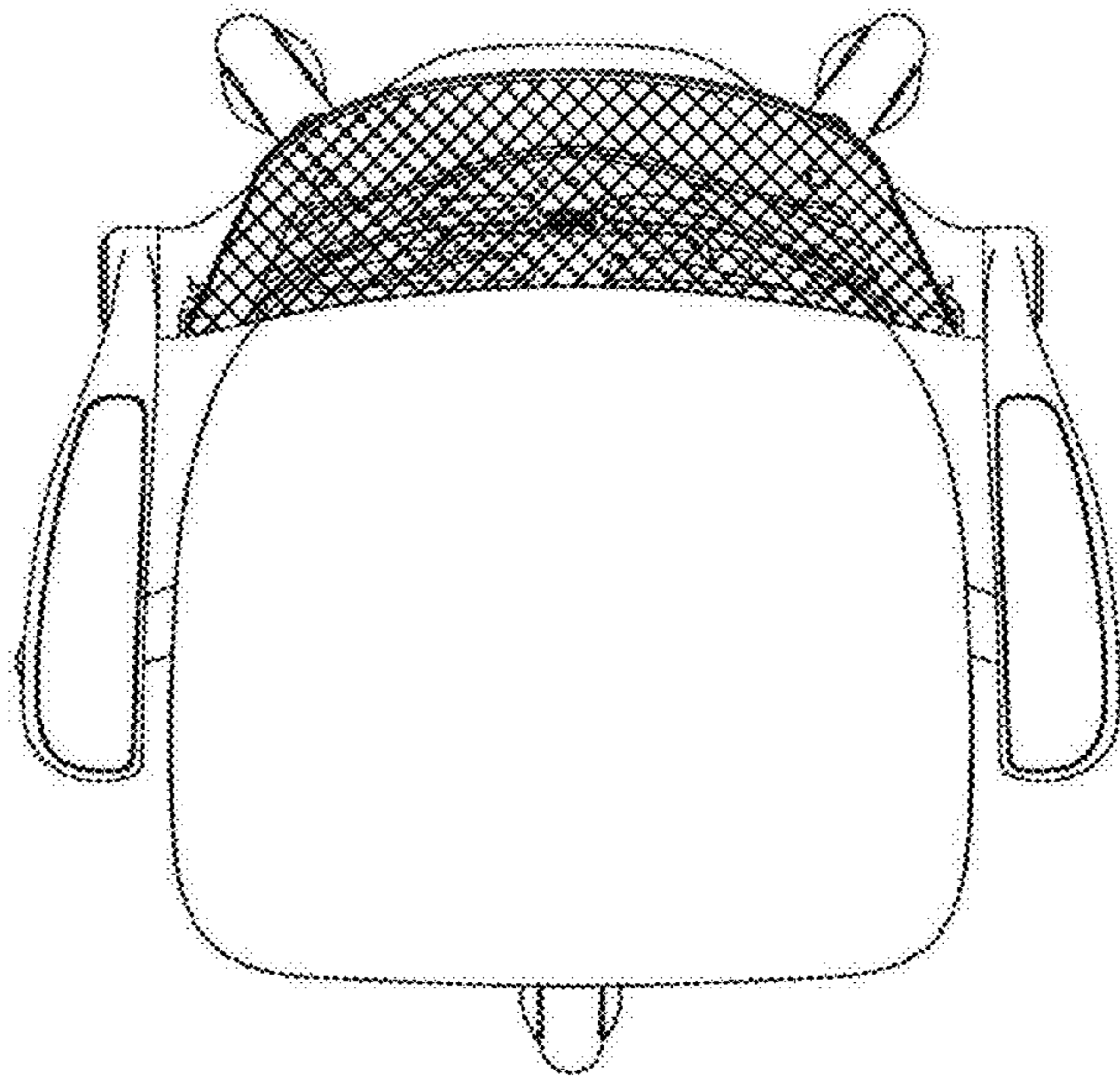


FIG. 6