



US00D773197S

(12) **United States Design Patent**
Grimmel et al.

(10) **Patent No.:** **US D773,197 S**

(45) **Date of Patent:** **** Dec. 6, 2016**

(54) **SEAT**

(71) Applicant: **Tesla Motors, Inc.**, Palo Alto, CA (US)

(72) Inventors: **Patrick Grimmel**, Santa Monica, CA (US); **Radu I Muntean**, Los Angeles, CA (US); **Franz Von Holzhausen**, Malibu, CA (US)

(73) Assignee: **TESLA MOTORS, INC.**, Palo Alto, CA (US)

(**) Term: **15 Years**

(21) Appl. No.: **29/532,624**

(22) Filed: **Jul. 8, 2015**

(51) **LOC (10) Cl.** **06-01**

(52) **U.S. Cl.**
USPC **D6/356**

(58) **Field of Classification Search**
USPC D6/334-336, 356, 367, 368, 374, 375, D6/716, 716.1, 716.2, 716.3, 716.4
CPC A47C 7/022; A47C 7/18; A47C 7/40; B60N 2/48; B60N 2/22; B60N 2/449; B60N 2/4882
See application file for complete search history.

(56) **References Cited**

U.S. PATENT DOCUMENTS

D506,084 S * 6/2005 Beermann D6/356
D507,122 S * 7/2005 Beermann D6/356
D650,187 S * 12/2011 Nakaminami D6/356

D651,002 S * 12/2011 Fleming D6/356
D651,003 S * 12/2011 Fleming D6/356
D673,393 S 1/2013 von Holzhausen et al.
D723,821 S * 3/2015 Kondou D6/356
D723,823 S * 3/2015 Persson D6/356
D723,825 S * 3/2015 Persson D6/356
D752,353 S * 3/2016 Owaku D6/356

OTHER PUBLICATIONS

Next generation seats and current seats, published by Tesla Motors, Inc. at www.teslamotors.com in 2014, 1 page.

* cited by examiner

Primary Examiner — Mimoso De

(74) *Attorney, Agent, or Firm* — Garlick & Markison; Bruce E. Garlick

(57) **CLAIM**

The ornamental design for a seat, substantially as shown and described.

DESCRIPTION

FIG. 1 shows a front view of one embodiment of a seat. FIG. 2 is a perspective view thereof. FIG. 3 is a side view thereof. FIG. 4 is a rear view thereof. FIG. 5 is a top view thereof. FIG. 6 is a bottom view thereof. FIG. 7 shows a front view of another embodiment of a seat. FIG. 8 is a perspective view thereof. FIG. 9 is a side view thereof. FIG. 10 is a rear view thereof. FIG. 11 is a top view thereof; and, FIG. 12 is a bottom view thereof.

1 Claim, 12 Drawing Sheets





FIG. 1



FIG. 2

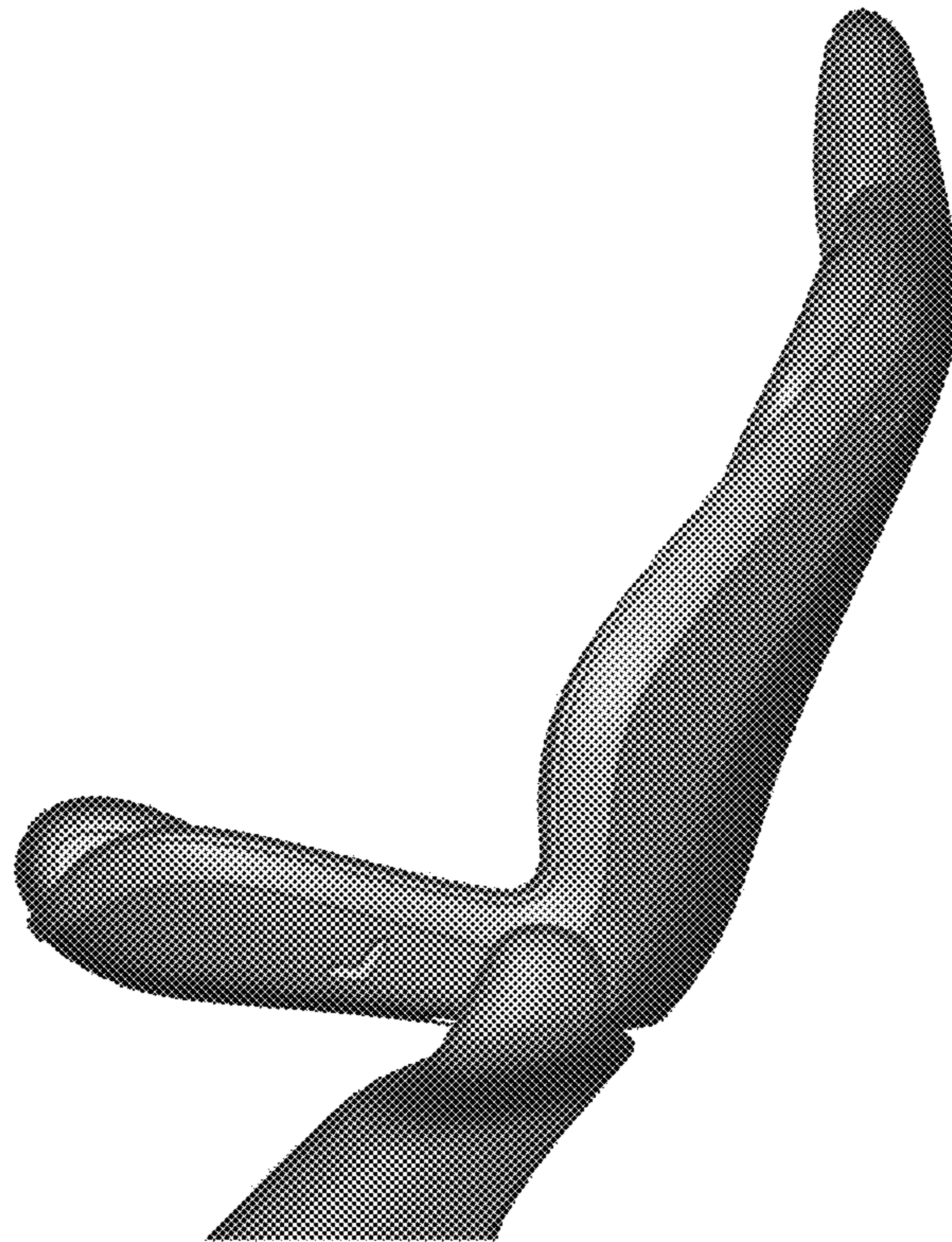


FIG. 3



FIG. 4




FIG. 5

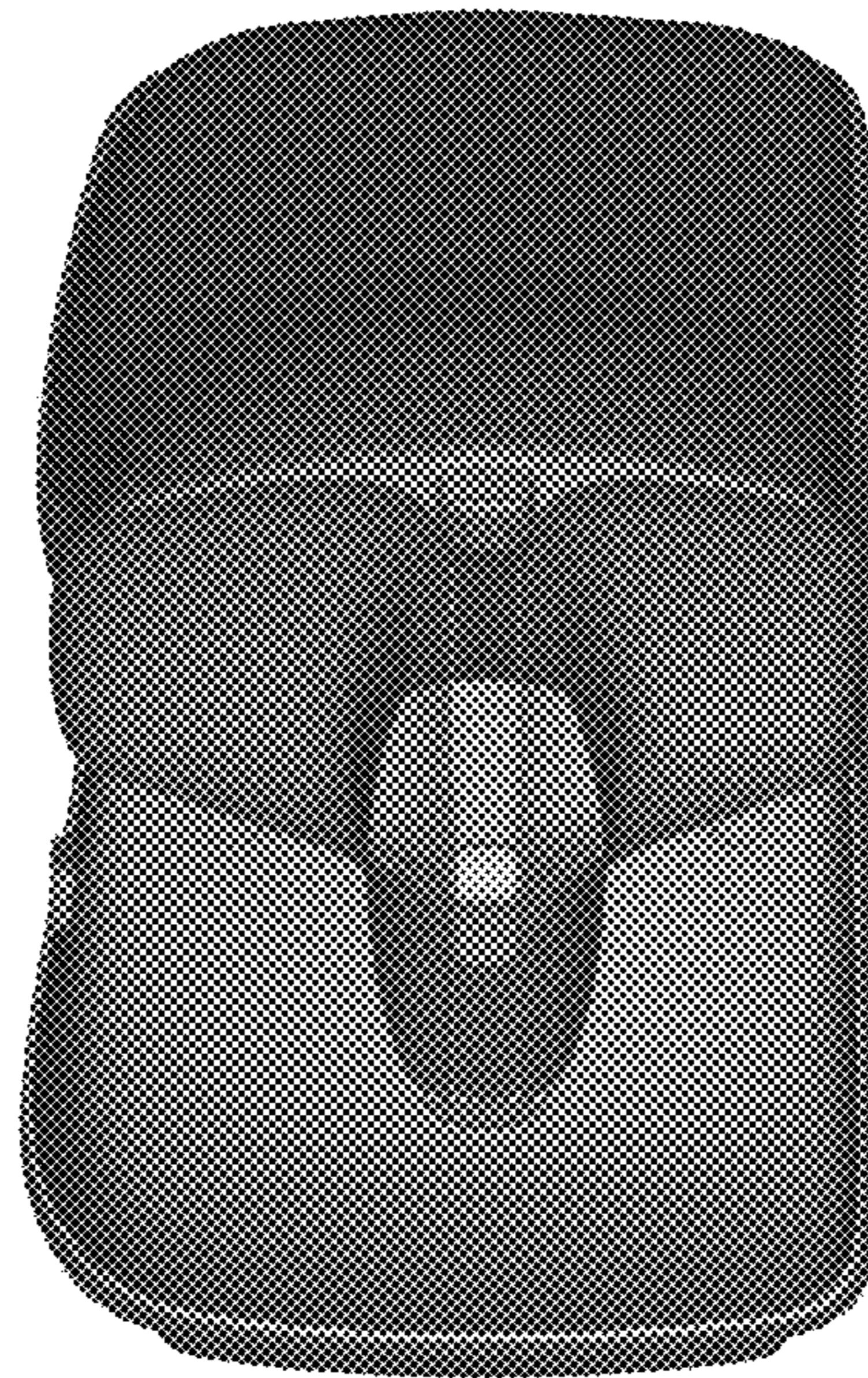


FIG. 6




FIG. 7



FIG. 8

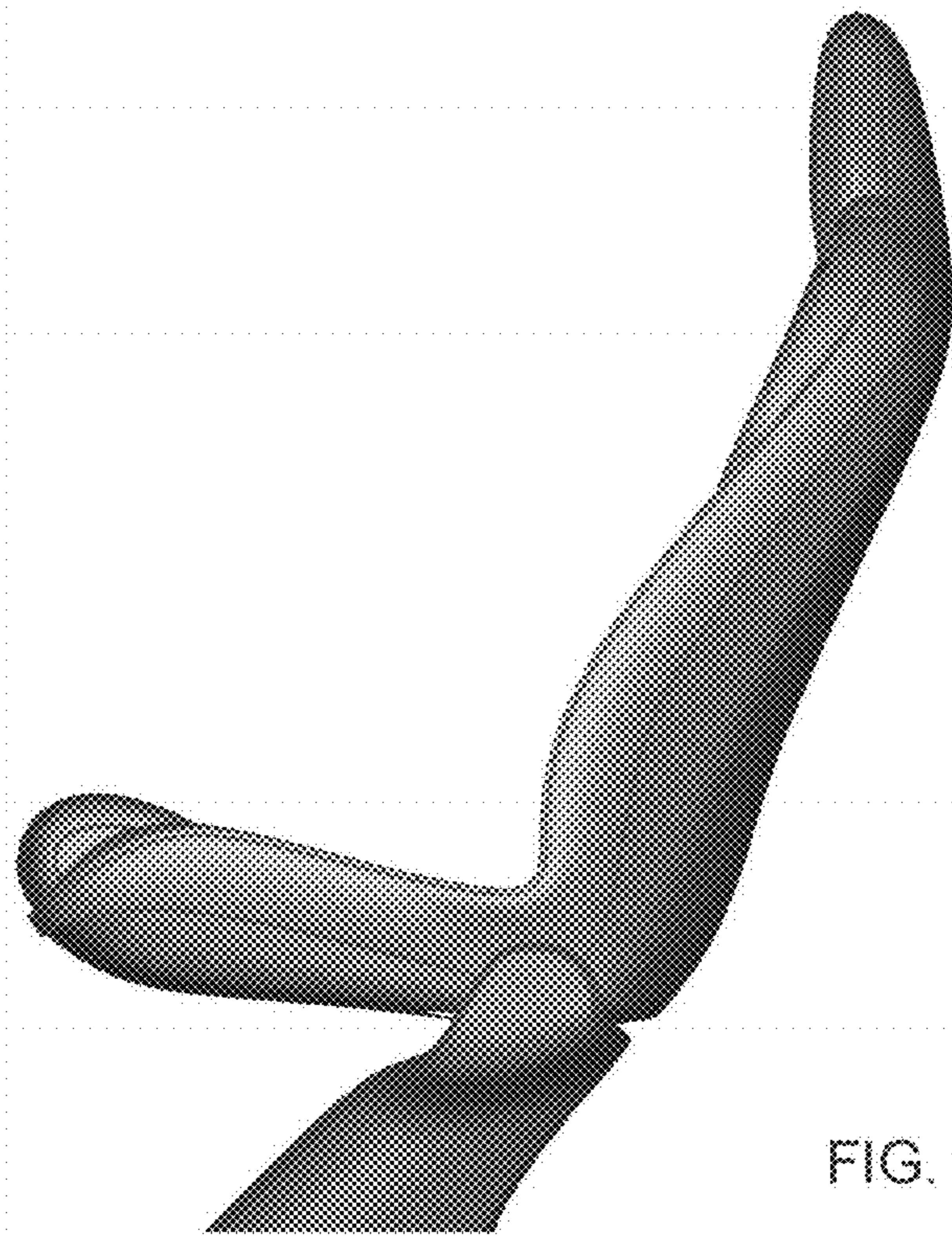


FIG. 9




FIG. 10




FIG. 11

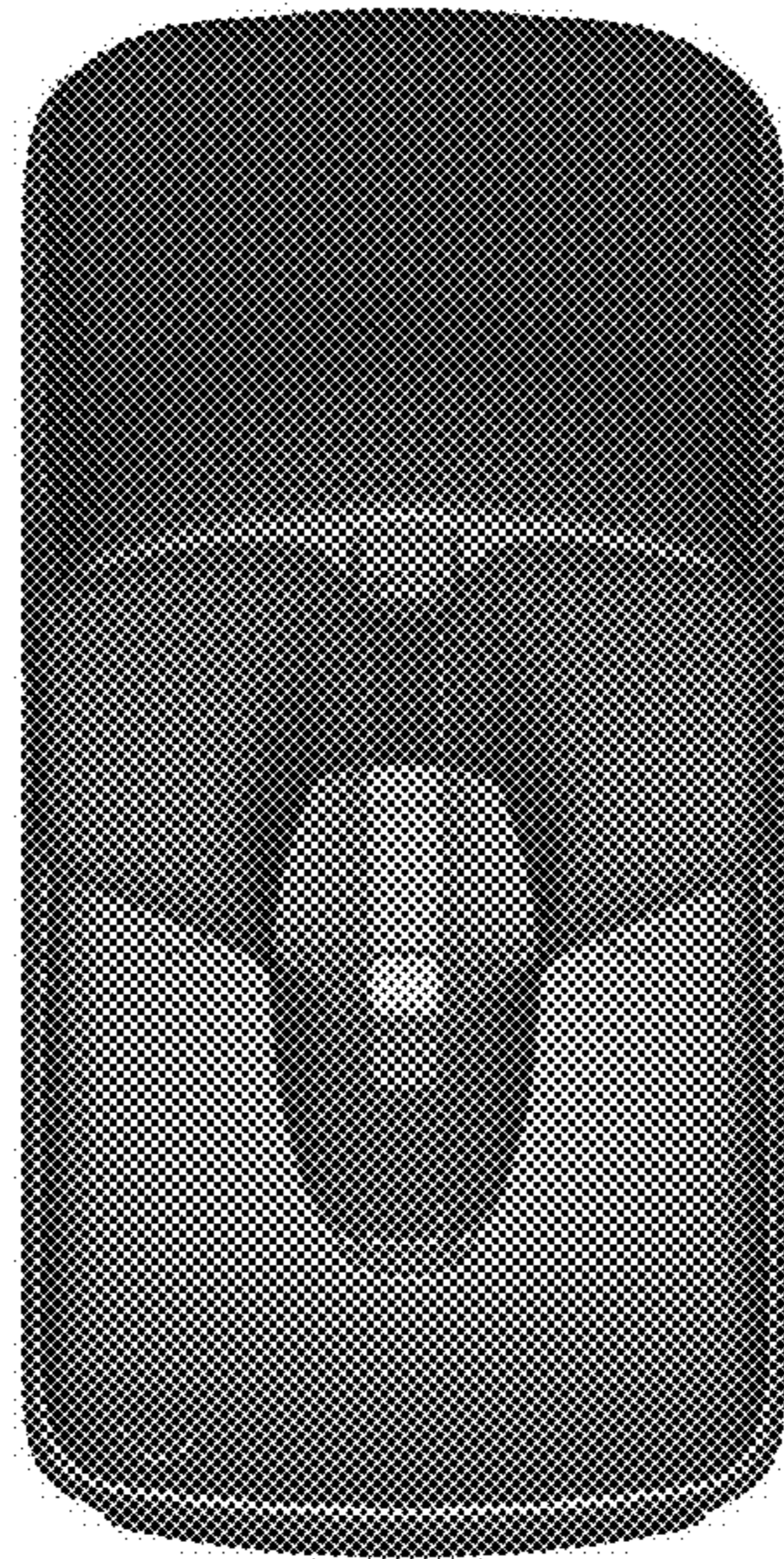


FIG. 12