



US00D773193S

(12) **United States Design Patent** (10) **Patent No.:** **US D773,193 S**
Hurley (45) **Date of Patent:** **** Dec. 6, 2016**

- (54) **NONWOVEN FABRIC WITH SURFACE PATTERN**
- (71) Applicant: **Nice-Pak Products, Inc.**, Orangeburg, NY (US)
- (72) Inventor: **Jeffrey Scott Hurley**, Ardsley, NY (US)
- (73) Assignee: **NICE-PAK PRODUCTS, INC.**, Orangeburg, NY (US)
- (**) Term: **14 Years**
- (21) Appl. No.: **29/516,833**
- (22) Filed: **Feb. 6, 2015**
- (51) **LOC (10) Cl.** **05-05**
- (52) **U.S. Cl.**
USPC **D5/20**
- (58) **Field of Classification Search**
USPC D5/4, 5, 7, 8, 10, 14, 16, 20, 22, 26, 32, D5/36, 40, 41, 43-45, 47, 56-63, 53; D6/582, D6/584, 587, 588, 592; D25/138, 149, 151; D32/40; D20/11, 24, 30
CPC B32B 5/024; B32B 5/266; B44F 1/00; B44F 1/008; B44F 3/00; B44F 5/00; B44F 9/00; B44F 9/02; B44F 9/04; B44F 11/06; D03D 1/00; D03D 25/00; D04H 1/00; D10B 2503/00
See application file for complete search history.

- D141,917 S * 7/1945 Mendsen D5/26
- D147,587 S * 9/1947 Kaplan D32/36
- 3,248,185 A * 4/1966 Barney B21D 53/44
428/44
- D232,408 S * 8/1974 Karney D5/26
- D356,688 S 3/1995 Uitenbroek et al.
- 5,650,214 A 7/1997 Anderson et al.
- D388,255 S * 12/1997 Bayer D5/21
- D400,716 S * 11/1998 Sporing D5/26
- D401,420 S * 11/1998 Sporing D5/26
- D450,460 S * 11/2001 Brennan D5/26
- 6,361,784 B1 * 3/2002 Brennan D04H 1/5405
424/402
- 6,589,638 B1 * 7/2003 McCormack A44B 18/0011
156/290
- D552,313 S * 10/2007 Caruso D32/40
- 7,530,150 B2 * 5/2009 Brennan D04H 18/04
28/104
- D631,669 S * 2/2011 Graff D5/26
- D655,469 S * 3/2012 Millar D32/40
- 8,603,609 B2 * 12/2013 Fraser B32B 37/0076
428/166
- 9,108,390 B2 * 8/2015 Borchardt B32B 3/30
- D742,122 S 11/2015 Hurley et al.

(Continued)

Primary Examiner — Karen S Acker
(74) *Attorney, Agent, or Firm* — Baker Botts L.L.P.


(57) **CLAIM**
The ornamental design for a nonwoven fabric with surface pattern, as shown and described.

DESCRIPTION

FIG. 1 is a top plan view of a nonwoven fabric with surface pattern; and,
FIG. 2 is an enlarged detail view of the area 2 circumscribed by broken lines within FIG. 1.
The broken line surrounding FIG. 1 depicts the boundaries of the claim and forms no part thereof. The broken line within FIG. 1 and surrounding FIG. 2 depicts the boundaries of the detail area and forms no part of the claimed design.

1 Claim, 2 Drawing Sheets

- (56) **References Cited**
U.S. PATENT DOCUMENTS
D42,045 S * 12/1911 Haskell D5/59
D45,710 S * 5/1914 Griffin D5/14
D58,872 S * 9/1921 Bianchini D5/26
2,071,163 A * 2/1937 Emmey B44C 1/10
156/148
D110,349 S * 7/1938 Dunn et al. D5/57
D120,376 S * 5/1940 Doff D5/60



(56)

References Cited

U.S. PATENT DOCUMENTS

9,186,862 B2 * 11/2015 Broering B32B 7/045
D763,584 S 8/2016 Hurley et al.
2013/0177753 A1 * 7/2013 Ukuma D03D 13/008
428/219
2014/0224374 A1 * 8/2014 Tseng B29C 70/22
139/411

* cited by examiner




FIG. 1




FIG. 2