



US00D773177S

(12) **United States Design Patent** (10) **Patent No.:** **US D773,177 S**
Abel (45) **Date of Patent:** **** Dec. 6, 2016**

(54) **HANDBAG**

D685,574 S * 7/2013 Swingler D3/245
D693,572 S * 11/2013 Kuster D3/243
D728,224 S * 5/2015 Puppa D3/243

(71) Applicant: **Louis Vuitton Malletier (Societe Anonyme)**, Paris (FR)

* cited by examiner

(72) Inventor: **Antoine Abel**, Paris (FR)

Primary Examiner — Derrick Holland

Assistant Examiner — Jennifer O King

(73) Assignee: **LOUIS VUITTON MALLETIER (SOCIETE ANONYME)**, Paris (FR)

(74) *Attorney, Agent, or Firm* — Finnegan, Henderson, Farabow, Garrett & Dunner LLP

(**) Term: **14 Years**

(57) **CLAIM**

(21) Appl. No.: **29/514,087**

The ornamental design for a handbag, as shown and described.

(22) Filed: **Jan. 8, 2015**

DESCRIPTION

(51) **LOC (10) Cl.** **03-01**

(52) **U.S. Cl.**
USPC **D3/232**

(58) **Field of Classification Search**
USPC D3/232–238, 240–243, 245–246, 318;
150/100, 103–110, 113–114, 117–119
CPC A45C 3/06; A45C 3/08
See application file for complete search history.

FIG. 1 is a front elevation view of a handbag showing my new design;
FIG. 2 is a rear elevation view thereof;
FIG. 3 is a left side view thereof;
FIG. 4 is a right side view thereof;
FIG. 5 is a top plan view thereof;
FIG. 6 is a top perspective view in an alternate configuration, where handle is rotated toward the rear side, and the top flaps are spread open toward the front and rear sides; and,
FIG. 7 is a bottom view of the configuration shown in FIG. 5.

The broken lines shown represent stitching and form part of the claimed design.

(56) **References Cited**

U.S. PATENT DOCUMENTS

D359,166 S * 6/1995 Ford D3/237
D560,910 S * 2/2008 Gerbi D3/246
D579,655 S * 11/2008 Gonzalez D3/232
D606,748 S * 12/2009 Orietti Carella D3/243

1 Claim, 7 Drawing Sheets





FIG. 1



FIG. 2



FIG. 3

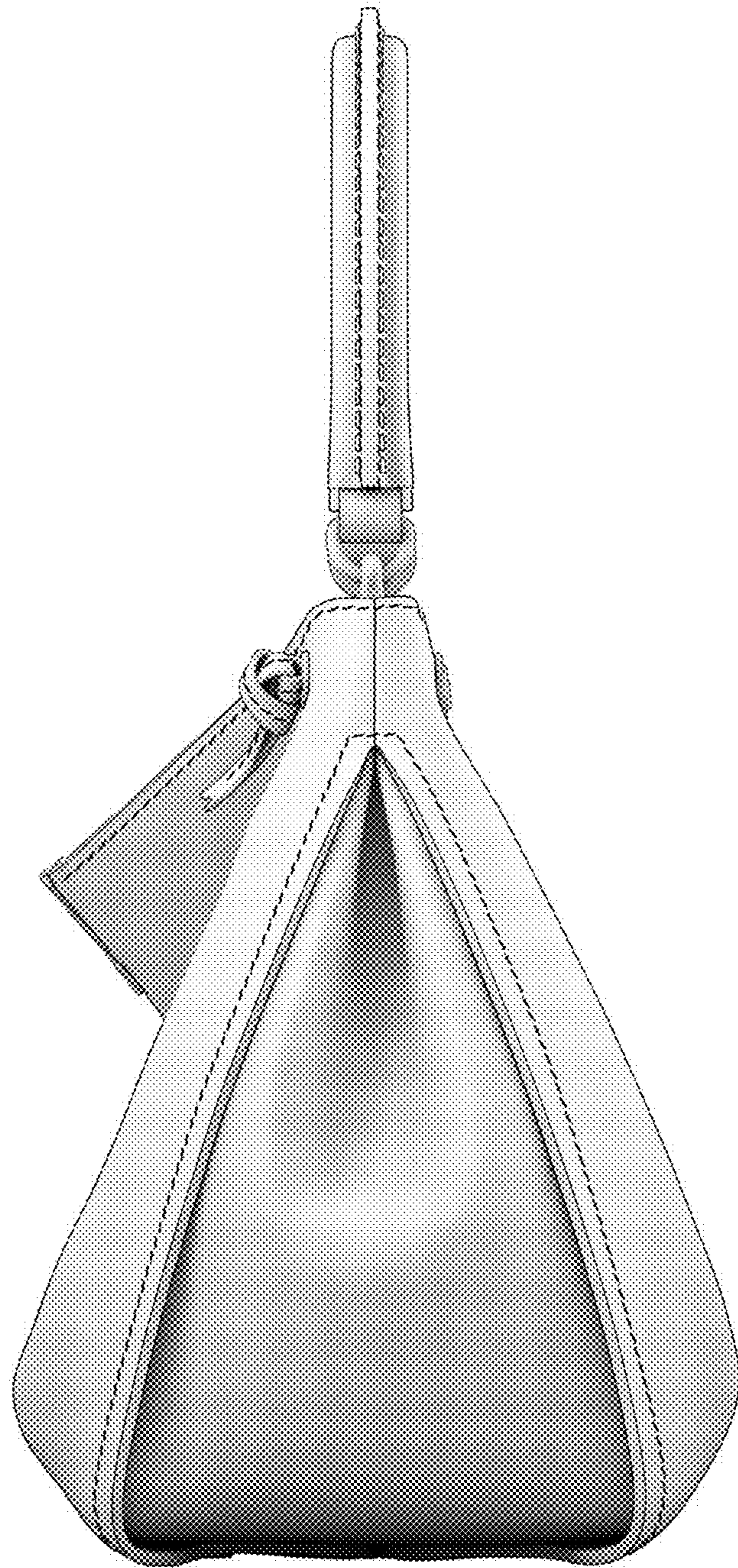


FIG. 4

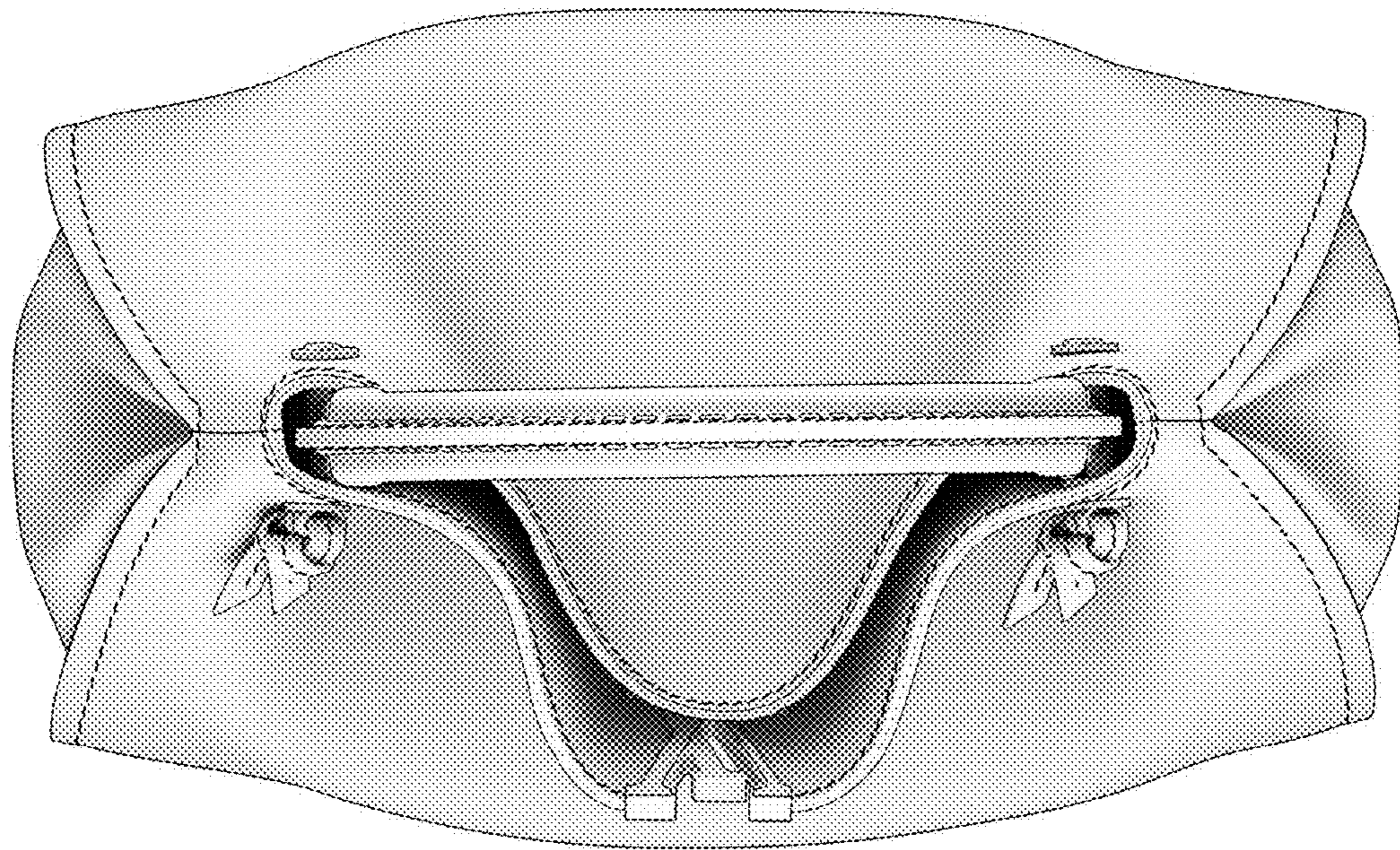


FIG. 5



FIG. 6

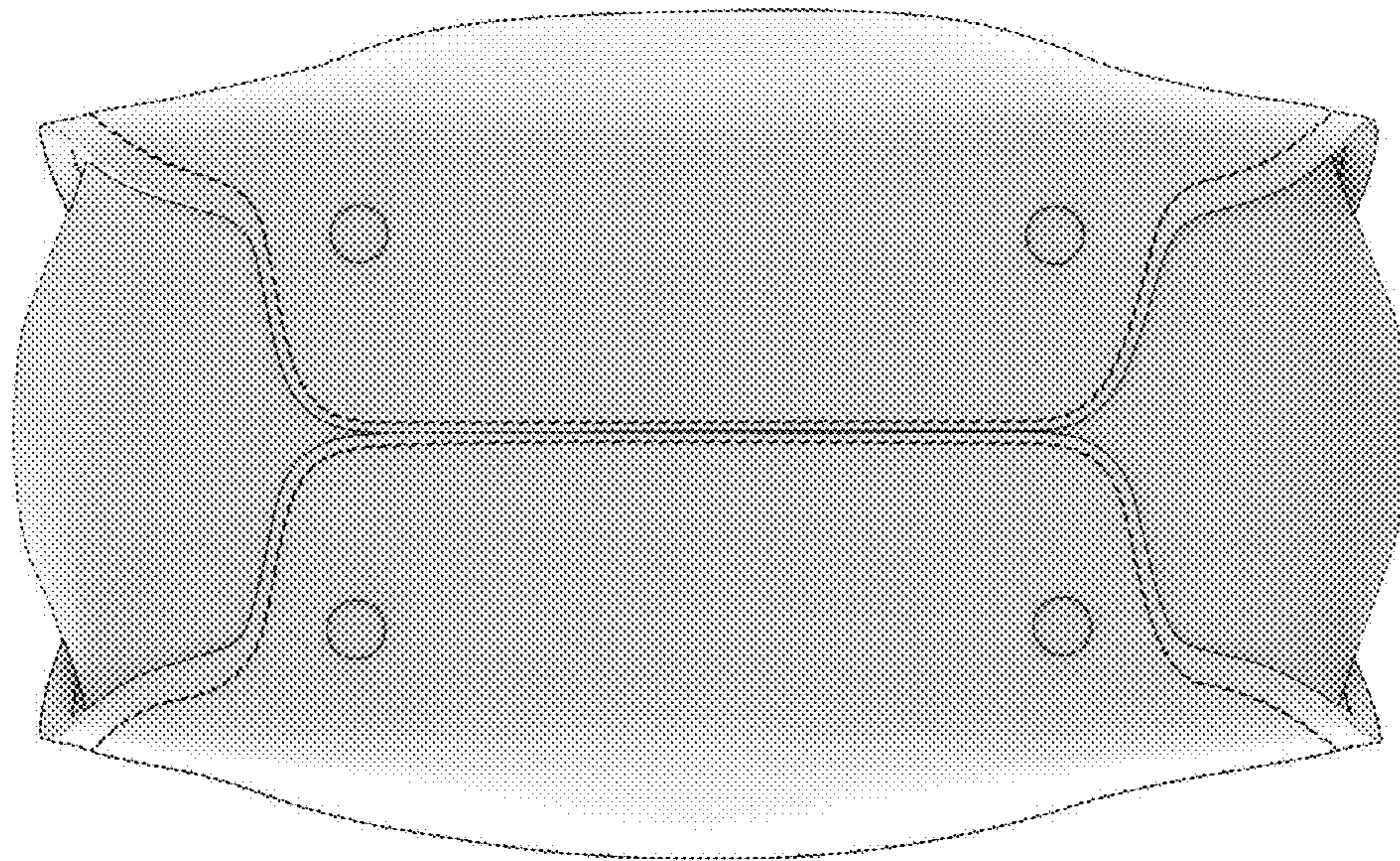


FIG. 7