



US00D773171S

(12) **United States Design Patent** (10) **Patent No.:** **US D773,171 S**
Prochmann (45) **Date of Patent:** **** Dec. 6, 2016**

(54) **PORTION OF A BOOT UPPER**
(71) Applicant: **Jose Prochmann**, Los Angeles, CA (US)
(72) Inventor: **Jose Prochmann**, Los Angeles, CA (US)
(**) Term: **15 Years**
(21) Appl. No.: **29/539,127**
(22) Filed: **Sep. 10, 2015**
(51) **LOC (10) Cl.** **02-04**
(52) **U.S. Cl.**
USPC **D2/976**
(58) **Field of Classification Search**
USPC D2/896, 909, 910, 911, 912, 919, 946, D2/976; D11/74, 117, 121, 124; D28/39-43
CPC A43B 23/00; A43B 23/24; A43B 23/25; A43B 3/02; A43B 3/04; A43B 5/04; A43B 5/0415; A43B 5/12; A47G 33/0863; A41D 25/02
See application file for complete search history.

(56) **References Cited**

U.S. PATENT DOCUMENTS

D5,751 S * 4/1872 Wallace D2/606
1,480,009 A * 1/1924 Preston A45D 8/00
132/275
D76,233 S 9/1928 Golden
D110,628 S * 7/1938 Salzberg D11/74
4,900,632 A * 2/1990 McGrath D04D 7/10
223/46
D313,373 S * 1/1991 Taylor 428/4
D333,802 S * 3/1993 Stabler 428/4
5,198,274 A * 3/1993 Etzion D04D 7/10
223/46
D338,628 S * 8/1993 Daun D11/124

5,526,830 A * 6/1996 Hunter A45D 8/00
132/273
D390,808 S * 2/1998 Balde D11/121
D390,809 S * 2/1998 Etzion D11/133
5,800,881 A * 9/1998 Etzion D04D 7/10
428/364
D402,918 S * 12/1998 Pacheco D11/184
D421,665 S * 3/2000 Farmer-Abney D11/184
D439,030 S * 3/2001 Bernath D2/900
D458,650 S * 6/2002 Perry D11/125
6,681,965 B1 * 1/2004 Tran D04D 7/10
223/46
D507,508 S * 7/2005 Brownell D11/184
D554,325 S * 10/2007 Thomas D20/29
D561,059 S * 2/2008 Aoyama D11/117
D607,773 S * 1/2010 Aoyama D11/117
D646,475 S 10/2011 Boncutter
D701,791 S * 4/2014 Portney D11/117
D704,425 S * 5/2014 MacIntyre D2/970
D704,427 S * 5/2014 Dillenbeck D2/970
D705,529 S 5/2014 Ng
D706,024 S * 6/2014 Ng D2/970
D755,494 S * 5/2016 Todd D2/910

* cited by examiner

Primary Examiner — Elizabeth J Oswecki
(74) *Attorney, Agent, or Firm* — Joseph G. Swan, P.C.

(57) **CLAIM**

The ornamental design for a portion of a boot upper, as shown and described.

DESCRIPTION

FIG. 1 is a left side elevational view of a portion of a boot upper, showing my new design; FIG. 2 is a right side elevational view thereof; and, FIG. 3 is a rear elevational view thereof. The broken lines shown on the bow are intended to disclaim the interior portions of the bow. The broken lines illustrating the boot are only for context and form no part of the claimed design.

1 Claim, 3 Drawing Sheets





Fig. 1




Fig. 2



Fig. 3

