



US00D773156S

(12) **United States Design Patent** (10) **Patent No.:** **US D773,156 S**
Slimane (45) **Date of Patent:** **** Dec. 6, 2016**

- (54) **SHOE**
- (71) Applicant: **YVES SAINT LAURENT**, Paris (FR)
- (72) Inventor: **Hedi Slimane**, City of West Hollywood, CA (US)
- (73) Assignee: **YVES SAINT LAURENT**, Paris (FR)
- (**) Term: **15 Years**
- (21) Appl. No.: **29/544,520**
- (22) Filed: **Nov. 4, 2015**
- (51) **LOC (10) Cl.** **02-04**
- (52) **U.S. Cl.**
USPC **D2/907; D2/944; D2/945**
- (58) **Field of Classification Search**
USPC D2/896, 902, 905, 907, 943, 944, 945, D2/946, 947, 969, 972, 973, 977, 975, 909, D2/910, 911, 912
CPC A43B 1/00; A43B 3/00; A43B 5/00; A43B 5/001; A43B 5/002; A43B 5/003; A43B 5/007; A43B 5/008; A43B 5/02; A43B 5/025; A43B 5/06; A43B 5/08; A43B 5/10; A43B 5/14; A43B 7/06; A43B 7/08; A43B 7/082; A43B 7/084; A43B 7/081; A43B 7/085; A43B 23/00; A43B 23/021; A43B 23/0215; A43C 1/00; A43C 1/02; A43C 1/06; A43C 7/00; A43C 7/005; A43C 7/02; A43C 7/06; A43C 11/00; A43C 11/002; A43C 11/004; A43C 11/006
See application file for complete search history.

- (56) **References Cited**
U.S. PATENT DOCUMENTS
1,952,628 A * 3/1934 MacDonald A43B 5/10
12/142 E
D108,320 S * 2/1938 Eldon D2/902

- 2,247,459 A * 7/1941 Wolfhard A43B 23/024
36/45
- D253,017 S * 10/1979 Marchesi D2/907
- D283,366 S * 4/1986 Chassaing D2/902
- D283,463 S * 4/1986 Chassaing D2/902
- D290,542 S * 6/1987 O'Rourke D2/897
- D315,389 S * 3/1991 Spence D2/907
- D356,884 S * 4/1995 Ho D2/902
- D357,346 S * 4/1995 Ho D2/902
- D366,951 S * 2/1996 Ho D2/907
- D367,161 S * 2/1996 Shea D2/908
- D397,841 S * 9/1998 Munns D2/902
- D420,498 S * 2/2000 Wilson D2/902
- D421,176 S * 2/2000 Matis D2/902
- D422,400 S * 4/2000 Brady D2/902
- D515,286 S * 2/2006 Dabah D2/907
- D542,517 S * 5/2007 Hulbert D2/969
- D554,342 S * 11/2007 St. Louis D2/970

(Continued)

Primary Examiner — Elizabeth J Oswecki
(74) *Attorney, Agent, or Firm* — Donald J. Ranft; Collen IP



(57) **CLAIM**

The ornamental design for a shoe, as shown and described.

DESCRIPTION

FIG. 1 is a top right perspective view of a shoe showing my new design;
FIG. 2 is a top left perspective view thereof;
FIG. 3 is a bottom right perspective view thereof;
FIG. 4 is a bottom left perspective view thereof;
FIG. 5 is a top view thereof;
FIG. 6 is a bottom view thereof;
FIG. 7 is a left side view thereof;
FIG. 8 is a right side view thereof;
FIG. 9 is a front view thereof; and,
FIG. 10 is a rear view thereof.
The portions of the shoe shown in broken lines represent thread stitching.

1 Claim, 8 Drawing Sheets



(56)

References Cited

U.S. PATENT DOCUMENTS

D662,695	S	*	7/2012	McVicker	D2/902
D665,562	S	*	8/2012	Di Nucci	D2/902
D670,479	S	*	11/2012	Maier	D2/902
D701,680	S	*	4/2014	Della Valle	D2/902
D702,024	S	*	4/2014	Della Valle	D2/902
D702,423	S	*	4/2014	Della Valle	D2/902
D719,725	S	*	12/2014	Katz	D2/902
D731,761	S	*	6/2015	Carroll	D2/907
D759,948	S	*	6/2016	Sassi	D2/902
D762,358	S	*	8/2016	Slimane	D2/929
D762,955	S	*	8/2016	Buscemi	D2/943

* cited by examiner




FIG. 1




FIG. 2



FIG. 3

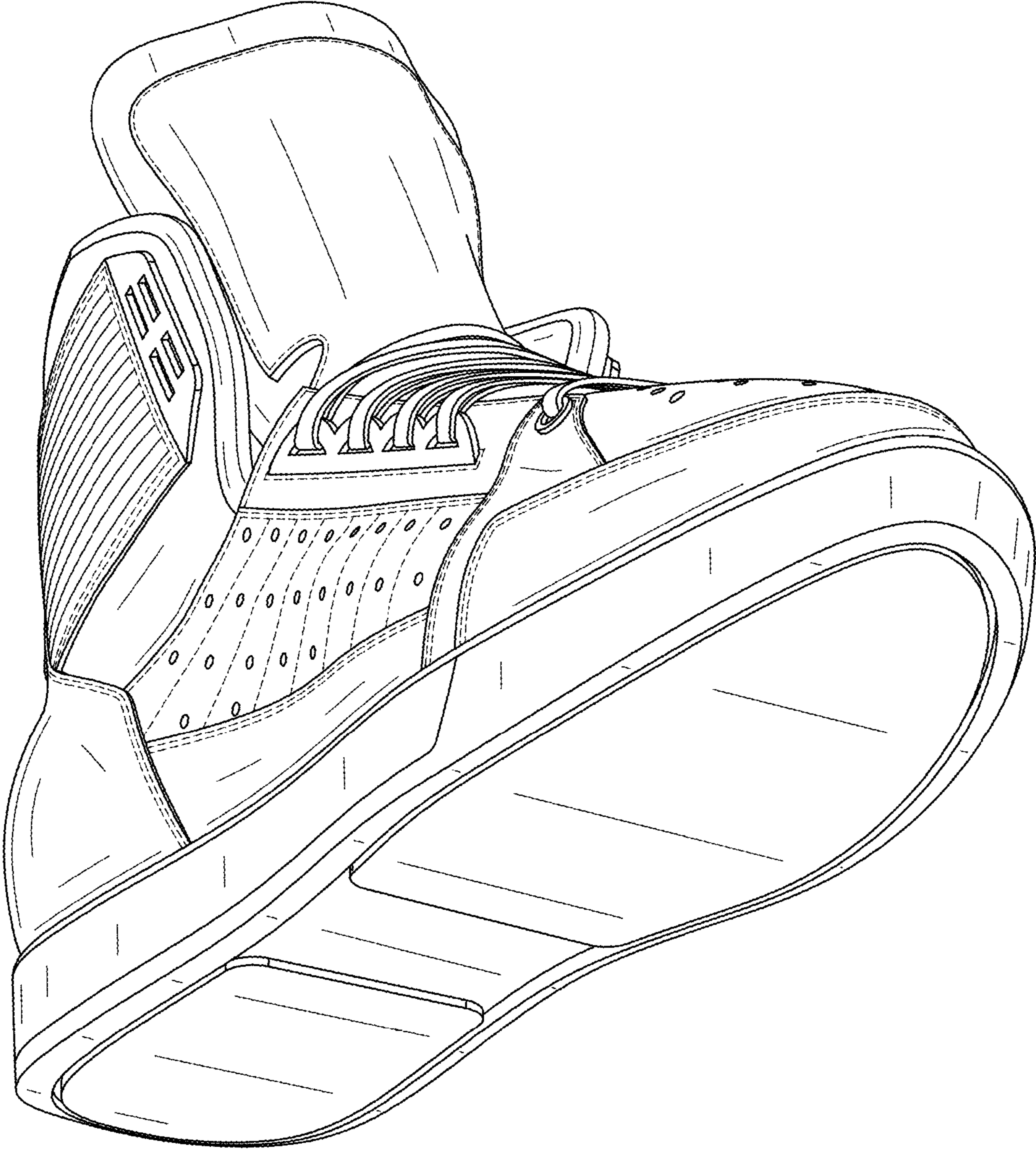


FIG. 4

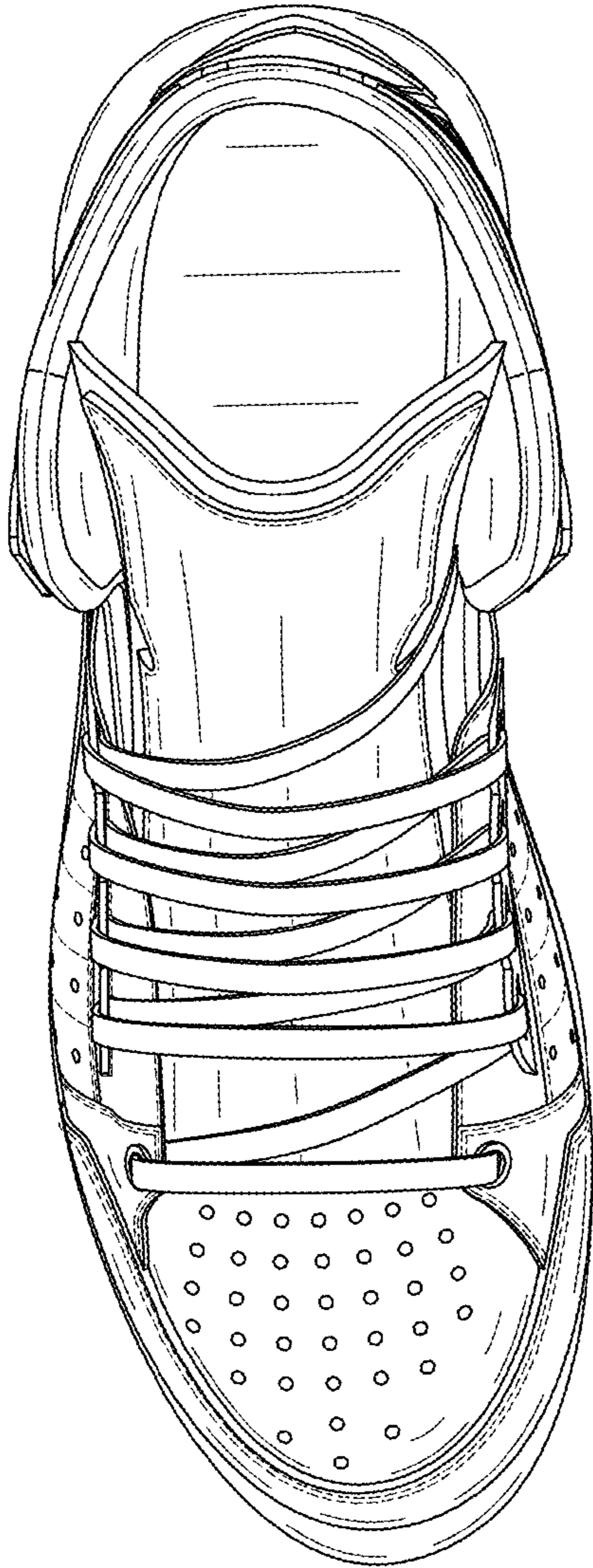


FIG. 5

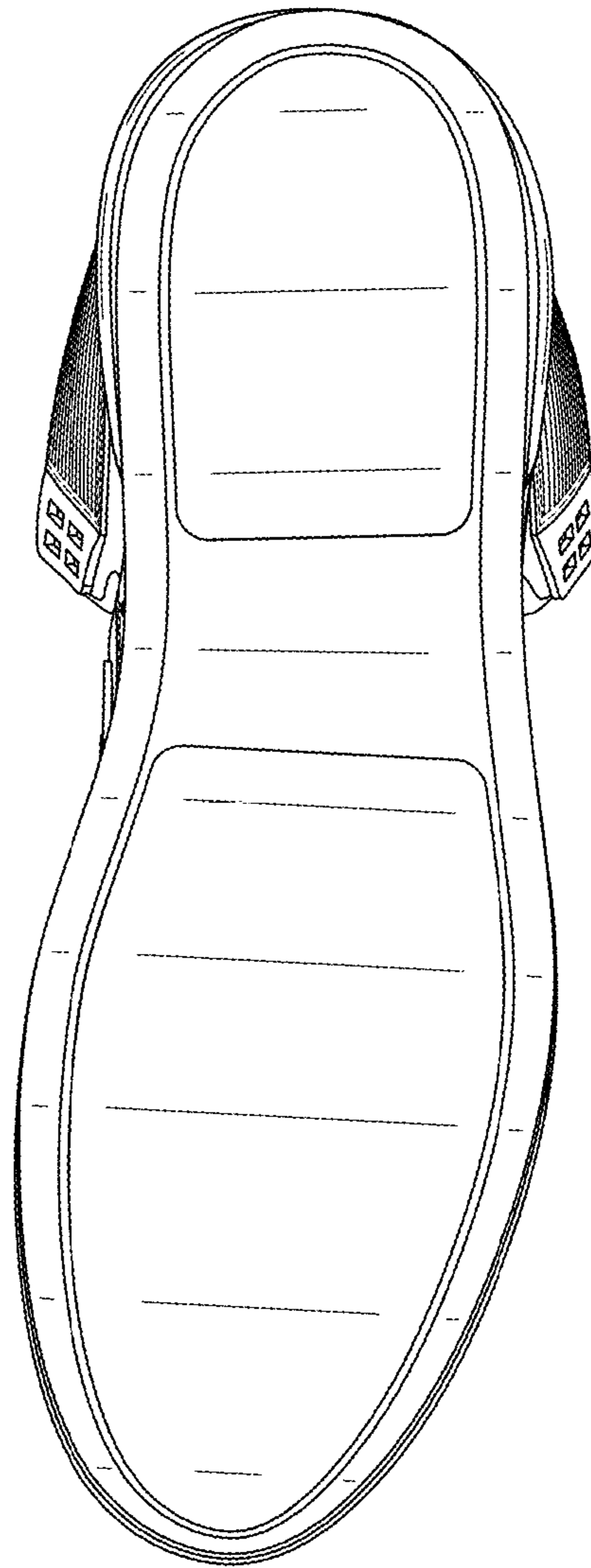


FIG. 6




FIG. 7




FIG. 8

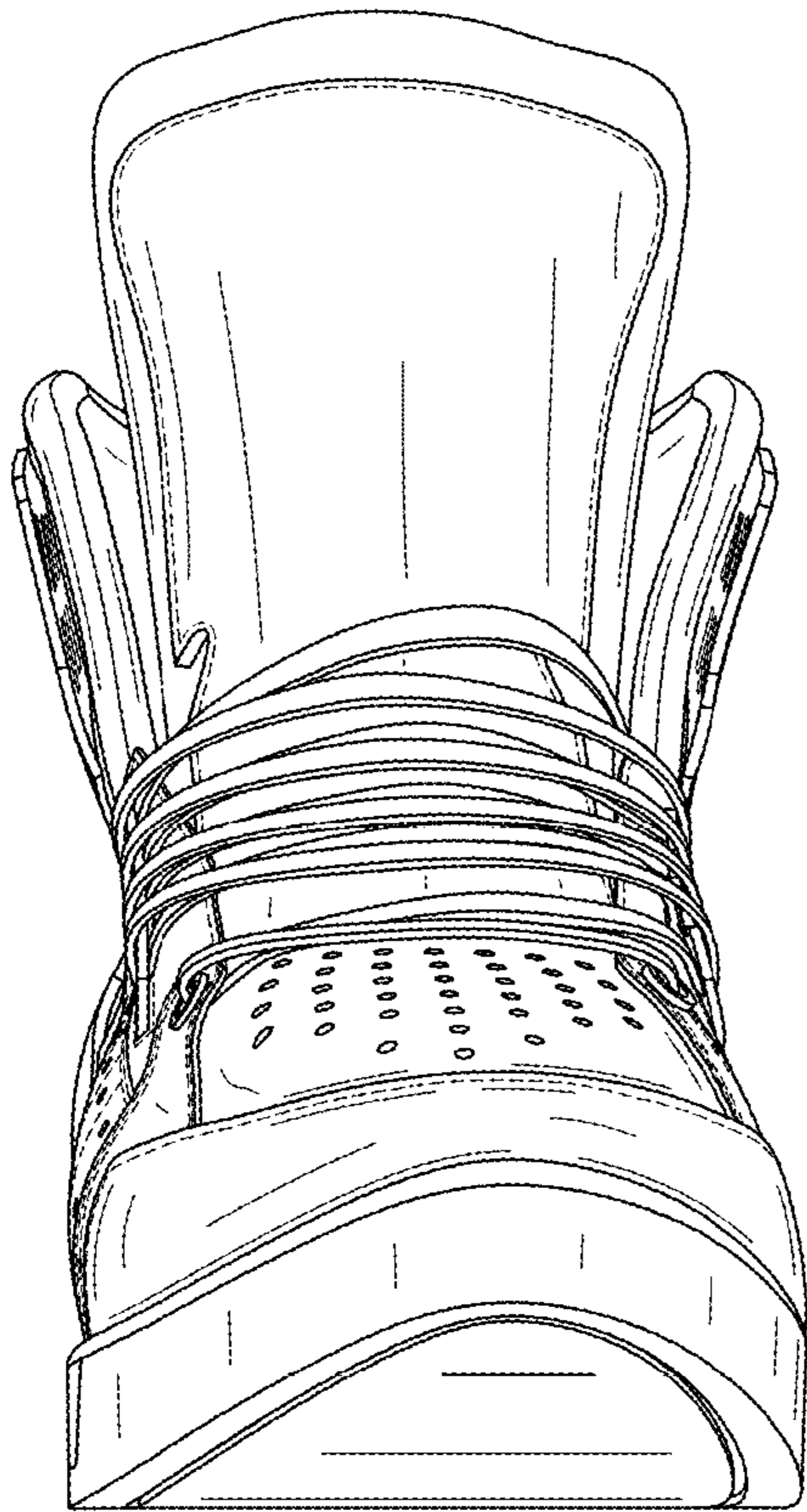


FIG. 9

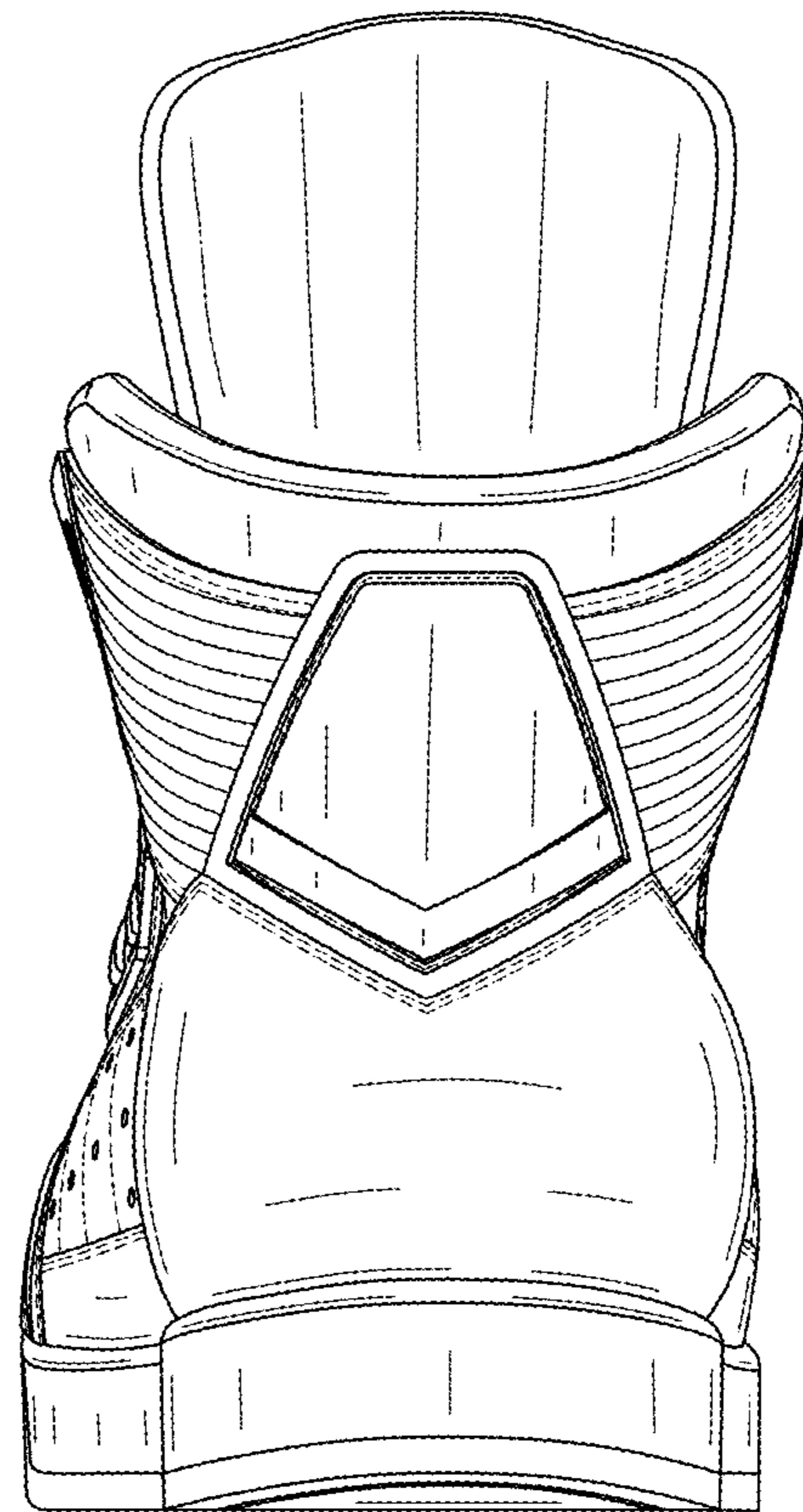


FIG. 10