



US00D773130S

(12) **United States Design Patent**
Gray

(10) **Patent No.:** **US D773,130 S**

(45) **Date of Patent:** **** Nov. 29, 2016**

(54) **VACUUM CLEANER**

(71) Applicant: **Aktiebolaget Electrolux**, Stockholm (SE)

(72) Inventor: **Anna-Karin Gray**, Stockholm (SE)

(73) Assignee: **Aktiebolaget Electrolux**, Stockholm (SE)

(**) Term: **15 Years**

(21) Appl. No.: **29/541,527**

(22) Filed: **Oct. 5, 2015**

Related U.S. Application Data

(62) Division of application No. 29/473,286, filed on Nov. 20, 2013, now Pat. No. Des. 743,124.

(30) **Foreign Application Priority Data**

May 20, 2013 (EM) 002240168
May 20, 2013 (EM) 002240200

(51) **LOC (10) Cl.** **15-05**

(52) **U.S. Cl.**
USPC **D32/18**

(58) **Field of Classification Search**

USPC D32/17-18, 21-24, 31
CPC A47L 9/2842; A47L 9/08; A47L 9/20;
A47L 5/24; A47L 5/362; A47L 5/365;
A47L 5/14; A47L 5/28; A47L 5/34; A47L
7/0038; E04H 4/1654; B62D 57/032
See application file for complete search history.

(56) **References Cited**

U.S. PATENT DOCUMENTS

D448,895 S 10/2001 Andreas
D483,160 S 12/2003 Houghton

D495,456 S 8/2004 Ågren et al.
D545,011 S 6/2007 Ågren et al.
D556,397 S * 11/2007 Agren D32/18
D556,960 S 12/2007 Fjellman
D564,149 S * 3/2008 Fjellman D32/18
D564,151 S 3/2008 Fjellman
D564,152 S * 3/2008 Fjellman D32/18
D564,153 S 3/2008 Fjellman
D564,156 S 3/2008 Ågren et al.
D565,811 S 4/2008 Fjellman
D565,812 S 4/2008 Fjellman
D565,814 S 4/2008 Ågren et al.
D565,816 S 4/2008 Agren et al.
D566,349 S * 4/2008 Agren D32/18
D574,563 S 8/2008 Fjellman et al.
D577,473 S 9/2008 Ringholm et al.
D578,259 S * 10/2008 Ågren D32/18
D582,111 S 12/2008 Ågren et al.
D592,818 S 5/2009 Sun
D613,469 S 4/2010 Agren
D648,496 S * 11/2011 Luyckx D32/18

(Continued)

Primary Examiner — Ruth McInroy

(74) *Attorney, Agent, or Firm* — Banner & Witcoff, Ltd.

(57) **CLAIM**

The ornamental design for a vacuum cleaner, as shown and described.

DESCRIPTION

FIG. 1 is a front view of a vacuum cleaner showing my new design;

FIG. 2 is a bottom view thereof;

FIG. 3 is a right side view thereof;

FIG. 4 is a right perspective view thereof;

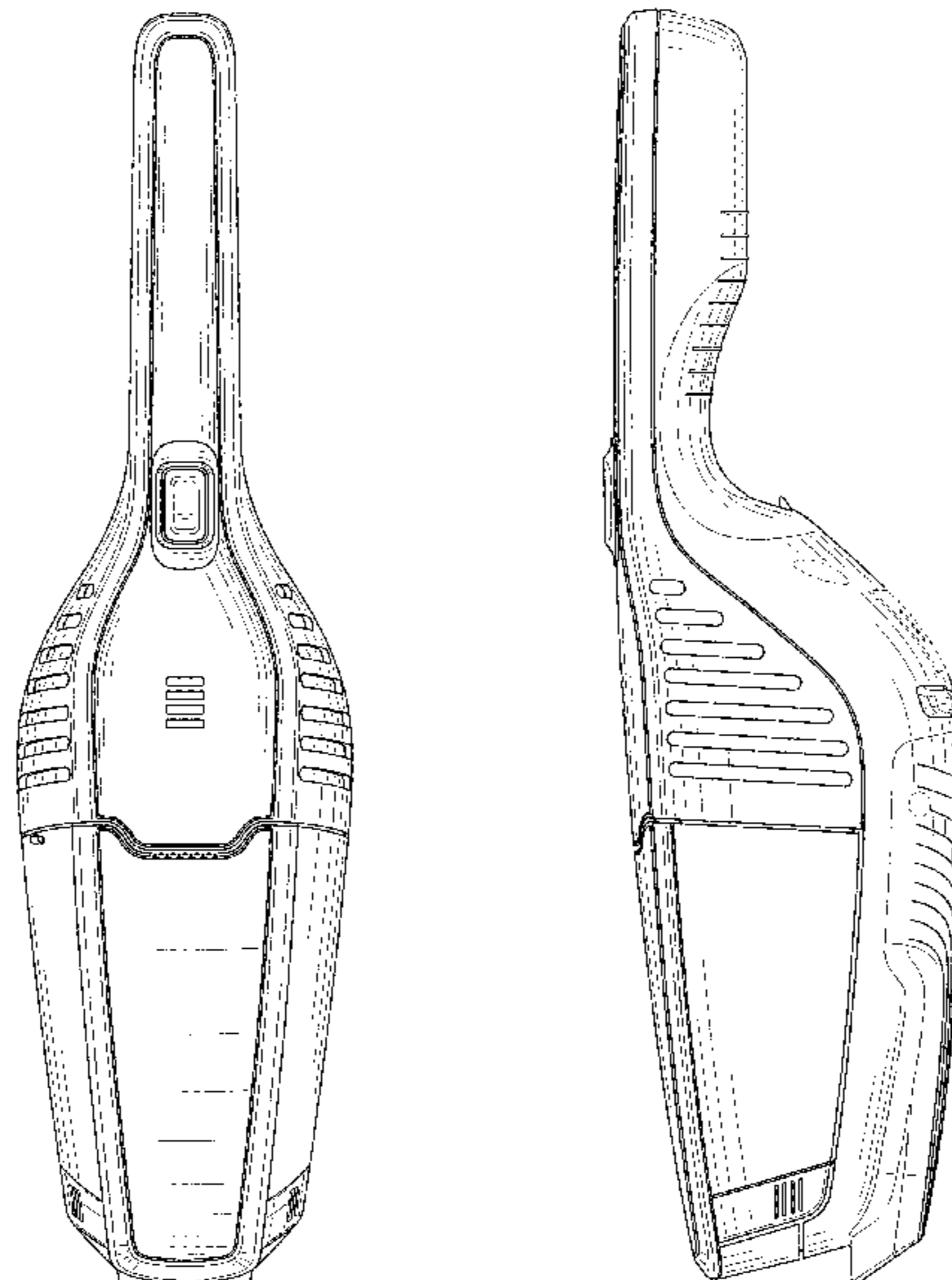
FIG. 5 is a left view thereof;

FIG. 6 is a rear view thereof; and,

FIG. 7 is a top view thereof.

The broken lines showing of various regions of the vacuum cleaner is for environmental purposes only and forms no part of the claimed design.

1 Claim, 7 Drawing Sheets



(56)

References Cited

U.S. PATENT DOCUMENTS

8,151,411 B2	4/2012	Beskow et al.	2007/0271724 A1	11/2007	Hakan et al.	
D680,286 S	4/2013	Gray et al.	2008/0040883 A1*	2/2008	Beskow	A47L 5/225
D743,124 S *	11/2015	Gray				15/329
			2010/0242209 A1	9/2010	Beskow et al.	

* cited by examiner

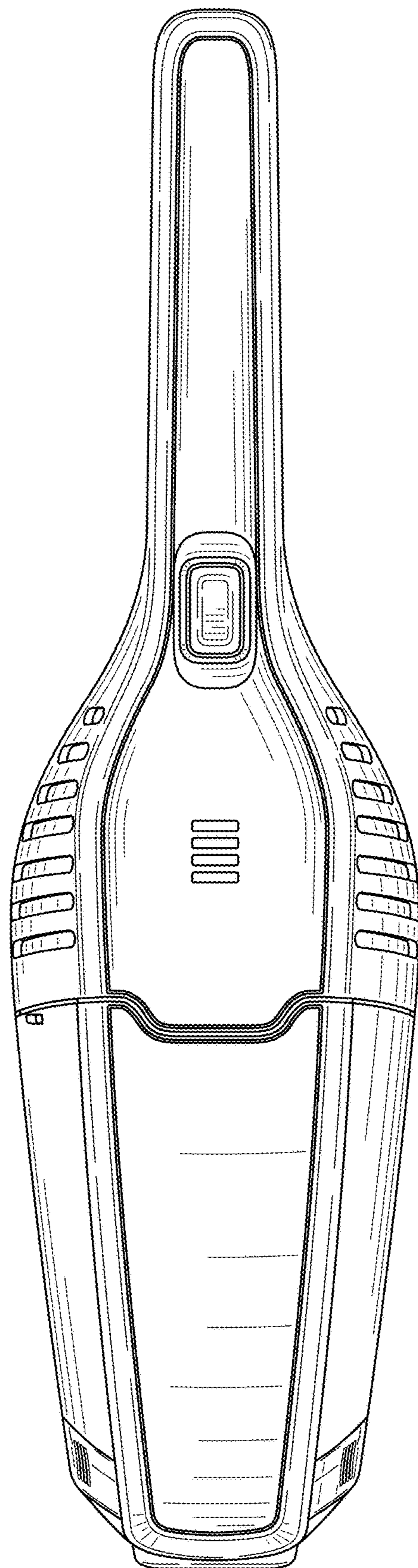


FIG. 1

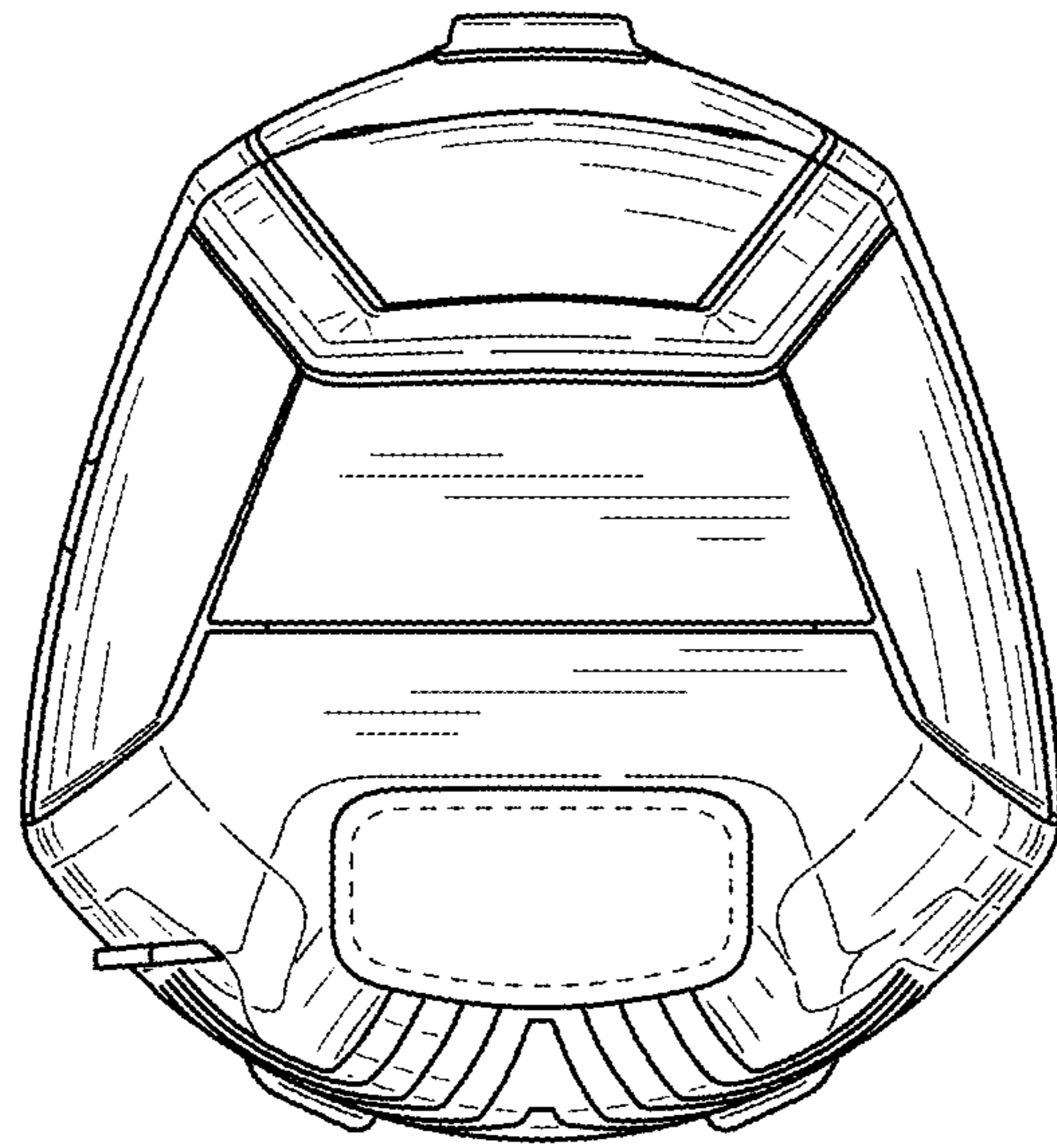


FIG. 2

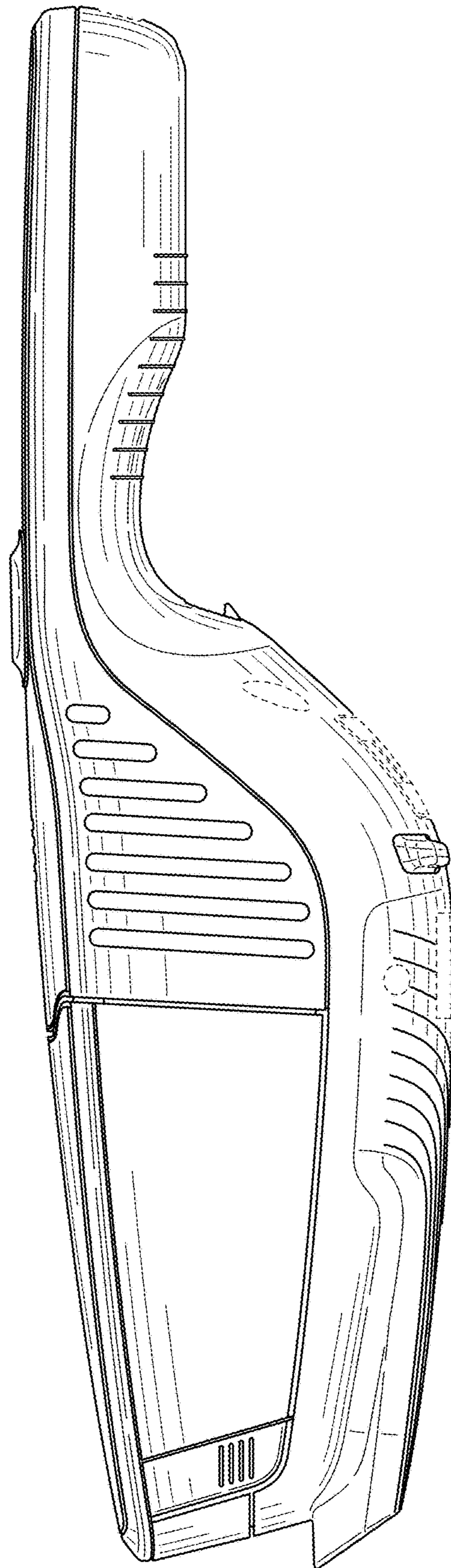


FIG. 3

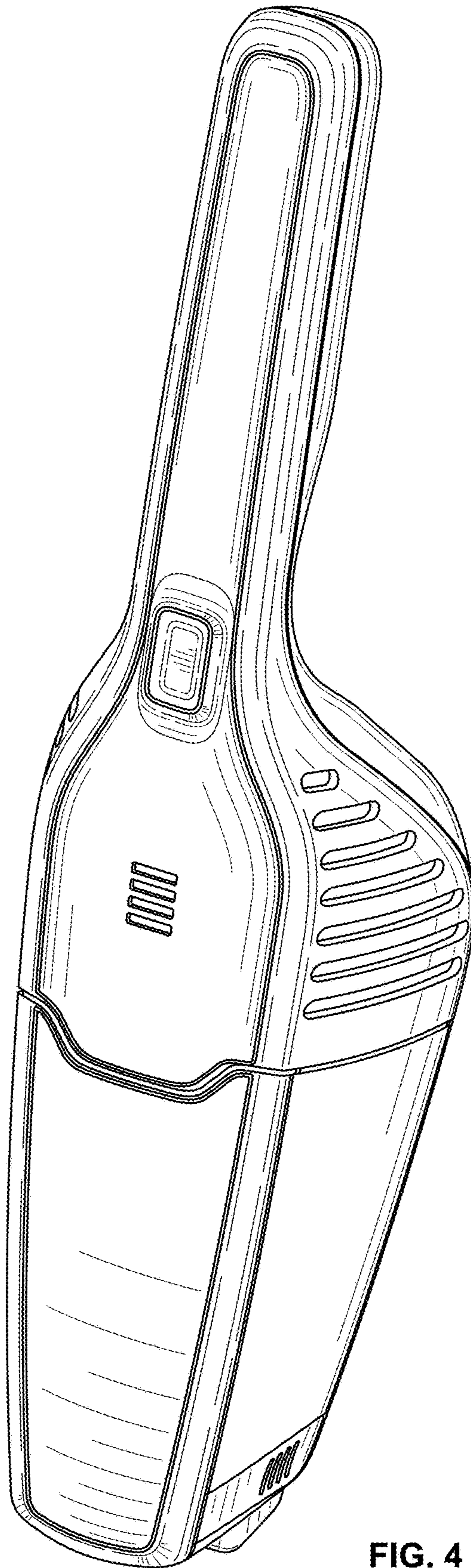


FIG. 4

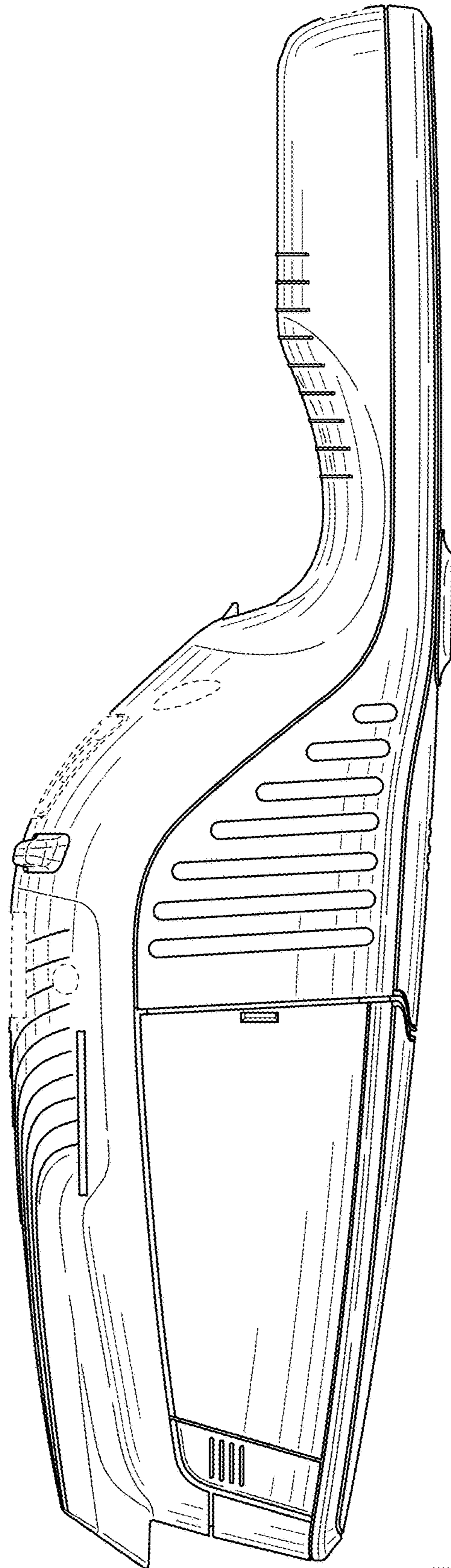


FIG. 5

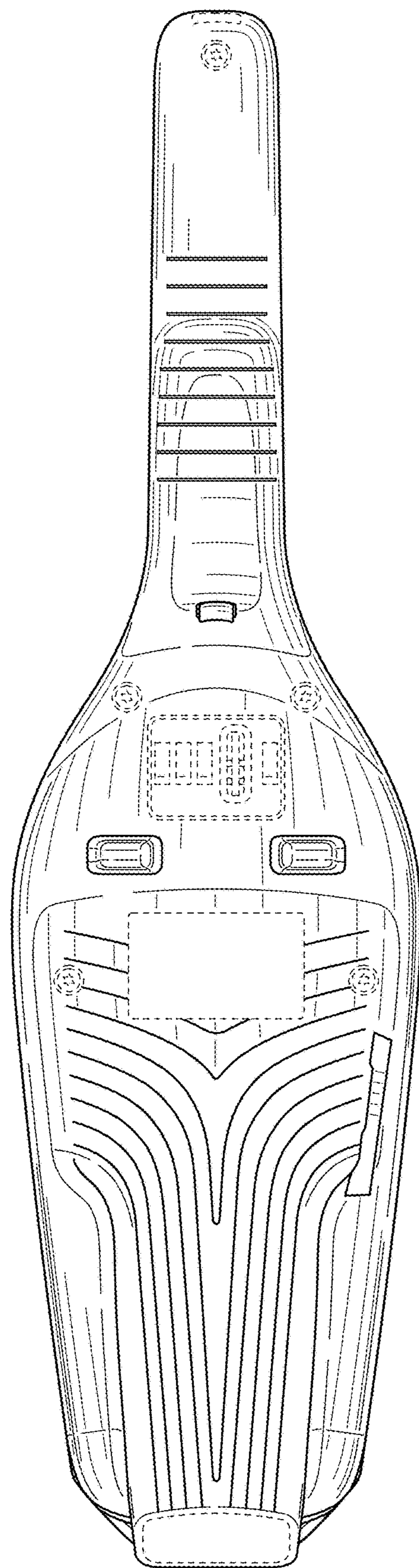


FIG. 6

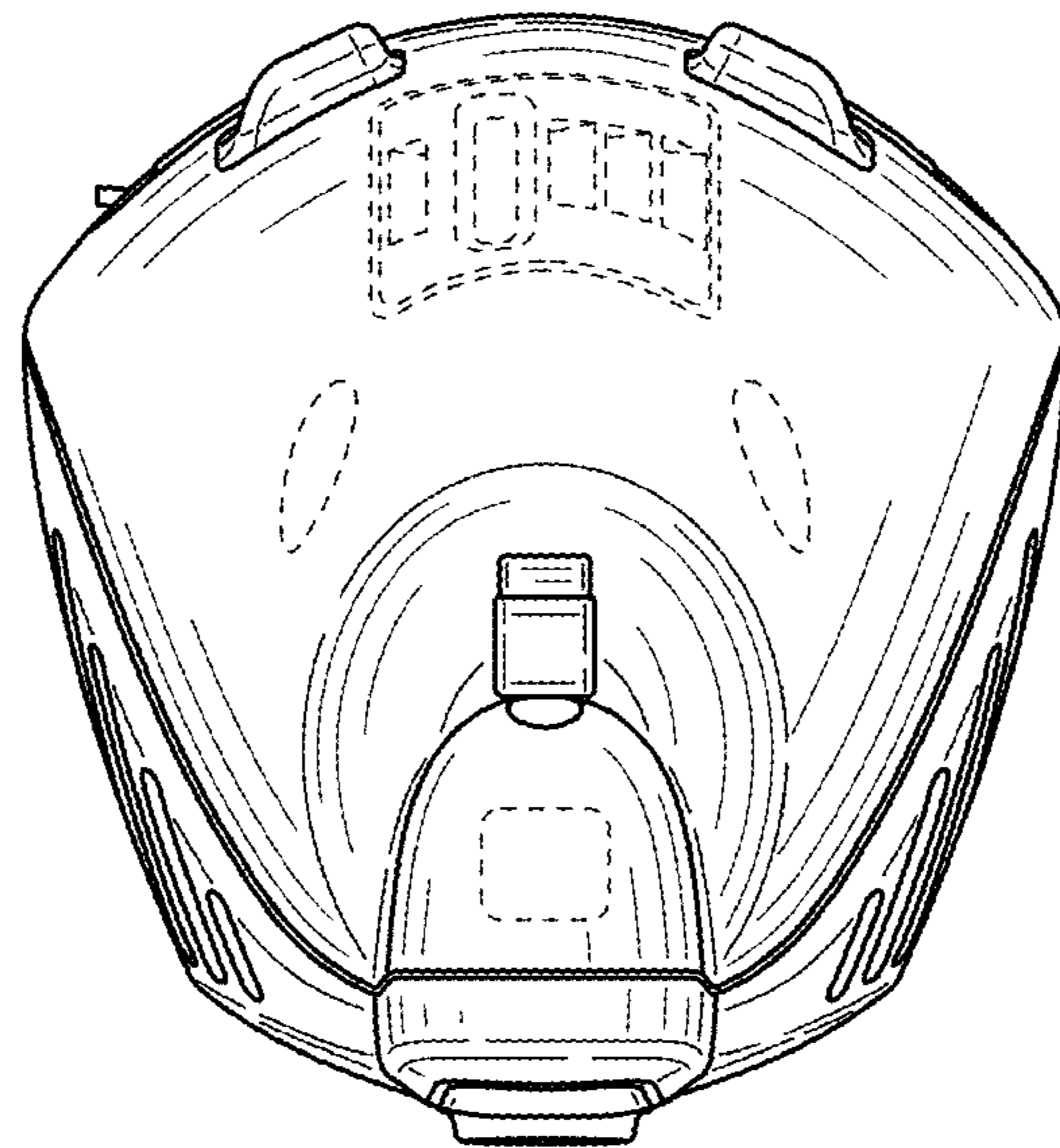


FIG. 7