



US00D773126S

(12) **United States Design Patent** (10) **Patent No.:** **US D773,126 S**
Scaba (45) **Date of Patent:** **** Nov. 29, 2016**

(54) **COLLAPSIBLE FEEDER**
(71) Applicant: **Steven Scaba**, New York, NY (US)
(72) Inventor: **Steven Scaba**, New York, NY (US)
(73) Assignee: **ARGENTO SC**, New York, NY (US)
(**) Term: **15 Years**
(21) Appl. No.: **29/544,042**
(22) Filed: **Oct. 30, 2015**
(51) **LOC (10) Cl.** **30-03**
(52) **U.S. Cl.**
USPC **D30/129**
(58) **Field of Classification Search**
USPC D30/121, 122, 129-133; 119/61.5,
119/51.01, 61.56, 51.03, 59, 62, 63, 51.5,
119/57.8, 74, 61.54, 61.55; 312/204;
248/151, 188; 108/156, 153.1-157;
220/23.87, 630, 737, 743, 9.4, 495.01,
220/574, 212, 255, 23.83, 606, 657, 8;
206/515; D7/586, 543, 550.1, 587,
D7/505, 584, 545, 500, 553.1-553.8, 546,
D7/555, 556, 504, 565, 562, 602, 676, 544,
D7/548, 675, 554.2, 551.1, 672, 677, 560;
D9/429, 425, 603; 43/109; D22/122;
99/430, DIG. 15; D27/106, 113, 114;
229/406; 426/104
CPC A01K 5/0114-5/0142; A01K 7/005
See application file for complete search history.

(56) **References Cited**
U.S. PATENT DOCUMENTS
D9,661 S * 12/1876 Heuacker D7/555
392,239 A * 11/1888 Tracy A47J 37/0611
99/340
1,048,546 A * 12/1912 Ketcham B01D 23/28
141/367
1,072,892 A * 9/1913 Wilson B65D 43/162
220/23.2

1,264,475 A * 4/1918 Baker B65D 43/162
220/212
1,669,284 A * 5/1928 Chetham B01D 23/28
210/470

(Continued)

OTHER PUBLICATIONS

Fast Engle Silicone Popware Collapsible Portable Feeder Dish Set,
www.fastengle.com, 2016, 1 page.*

(Continued)

Primary Examiner — Susan Moon Lee

(74) *Attorney, Agent, or Firm* — Raj Abhyanker, P.C.

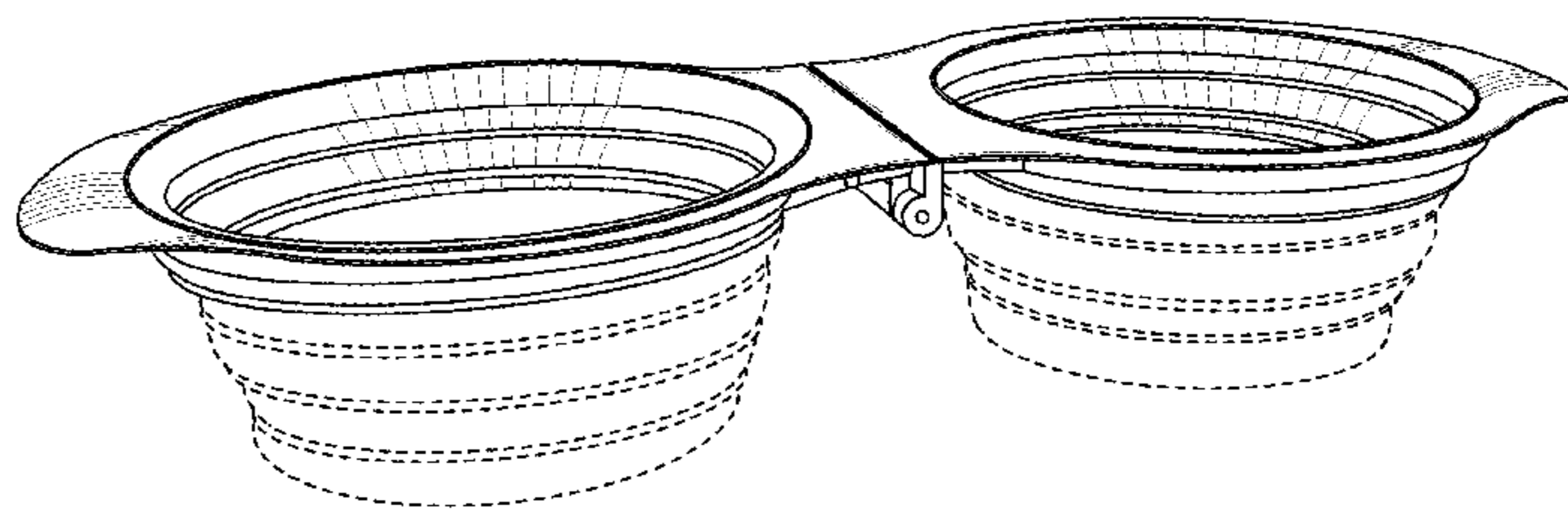
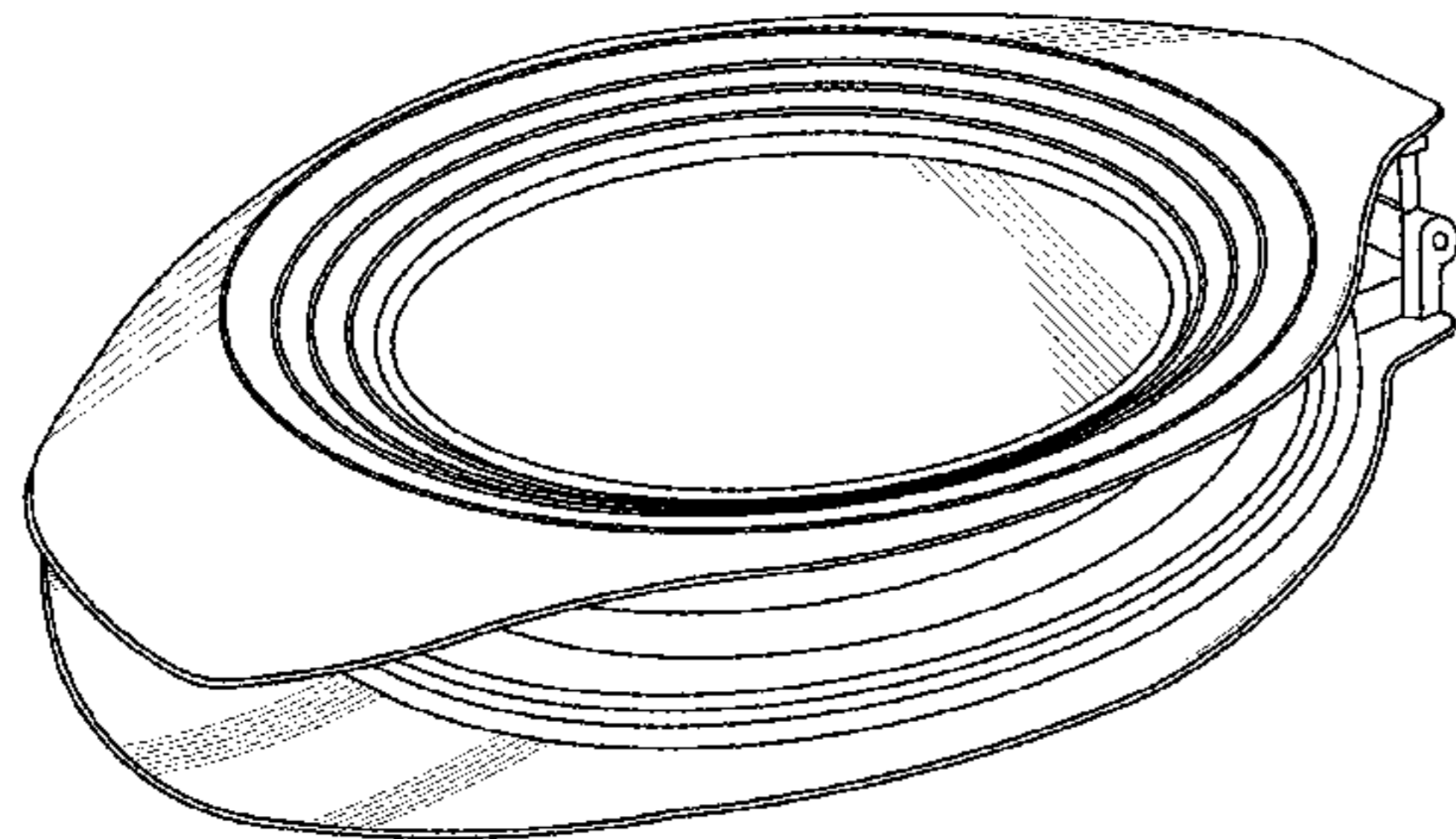
(57) **CLAIM**

The ornamental design for a collapsible feeder, as shown and described.

DESCRIPTION

FIG. 1 is a perspective view of a collapsible feeder in folded, retracted state, showing my new design;
FIG. 2 is a front view thereof;
FIG. 3 is a rear view thereof;
FIG. 4 is a right side view thereof;
FIG. 5 is a left side view thereof;
FIG. 6 is a top view thereof;
FIG. 7 is a bottom view thereof;
FIG. 8 is a perspective view of the collapsible feeder of FIG. 1 in an unfolded, retracted state;
FIG. 9 is a front view thereof;
FIG. 10 is a rear view thereof;
FIG. 11 is a left side view thereof;
FIG. 12 is a right side view thereof;
FIG. 13 is a top view thereof;
FIG. 14 is a bottom view thereof; and,
FIG. 15 is a perspective view of the collapsible feeder in unfolded, expanded state.
The broken line showing of bowl sidewalls in FIG. 15 is illustrative only and forms no part of the claimed design.

1 Claim, 10 Drawing Sheets



(56)

References Cited

U.S. PATENT DOCUMENTS

2008/0230462 A1* 9/2008 Curtin A47J 43/24
210/232
2009/0183565 A1* 7/2009 Shamoon G01F 19/00
73/426
2009/0199775 A1* 8/2009 Shamoon A01K 5/0114
119/61.56
2010/0140279 A1* 6/2010 Tyson B65D 21/086
220/666

OTHER PUBLICATIONS

https://images-na.ssl-images-amazon.com/images/I/71sQFKedZOL._SL256_.jpg, Scouty's 2015.
http://ecx.images-amazon.com/images/I/81V6n0Aw8QL._SY355_.jpg, Scouty's 2015.
US Trademark Registration No. 85174278; Mark—Dog Haus, Apr. 5, 2011.

* cited by examiner

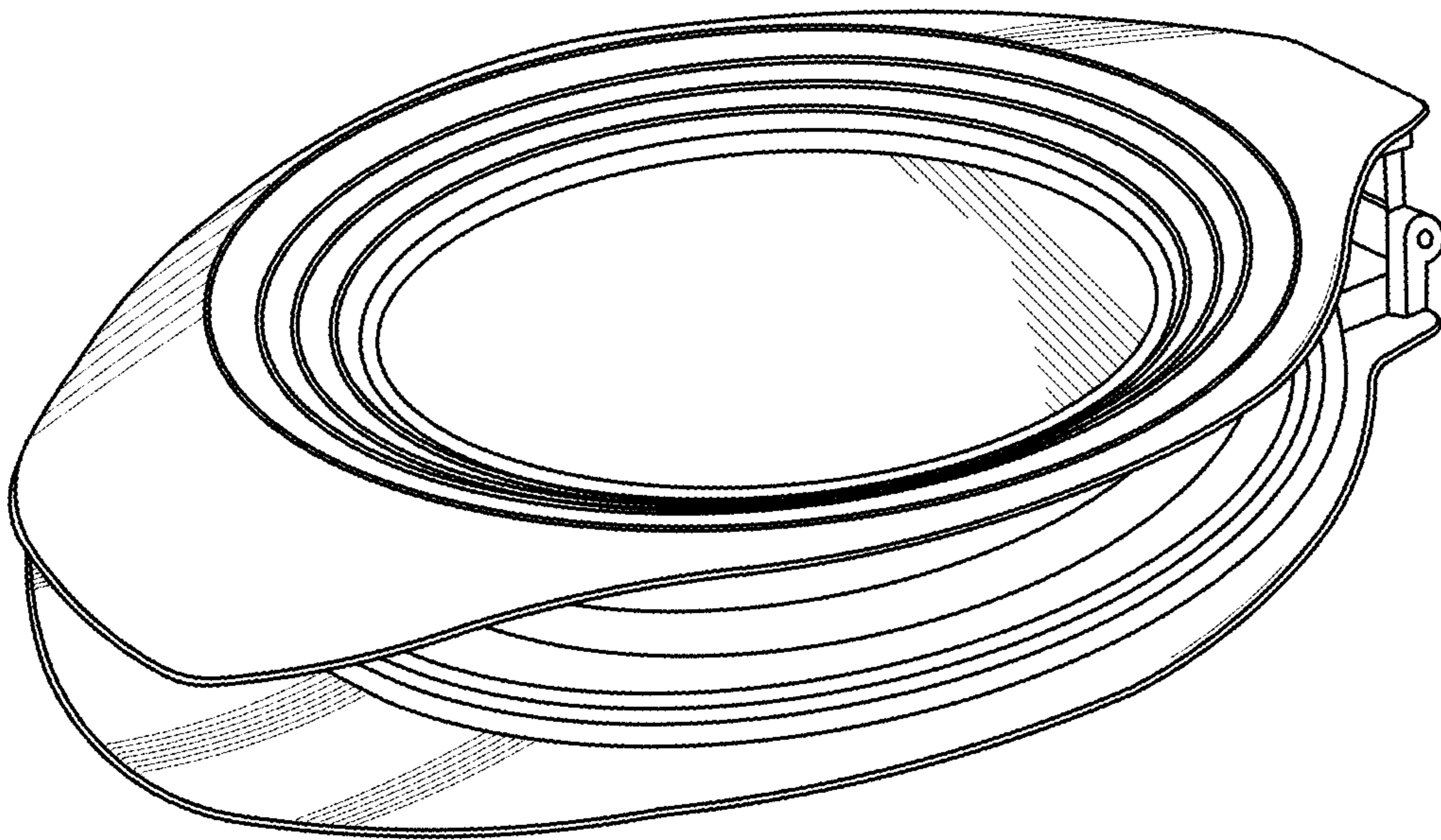


FIG. 1

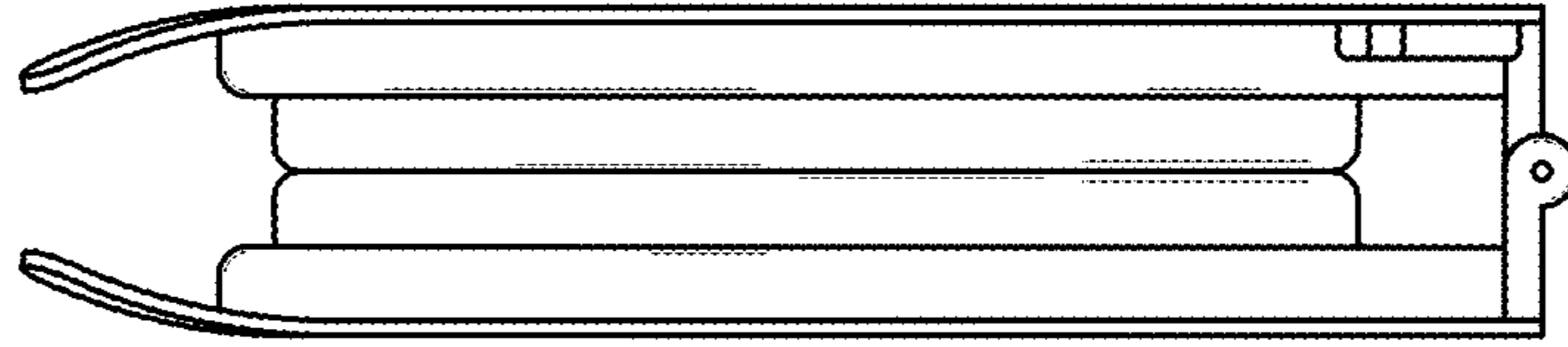


FIG. 2




FIG. 3

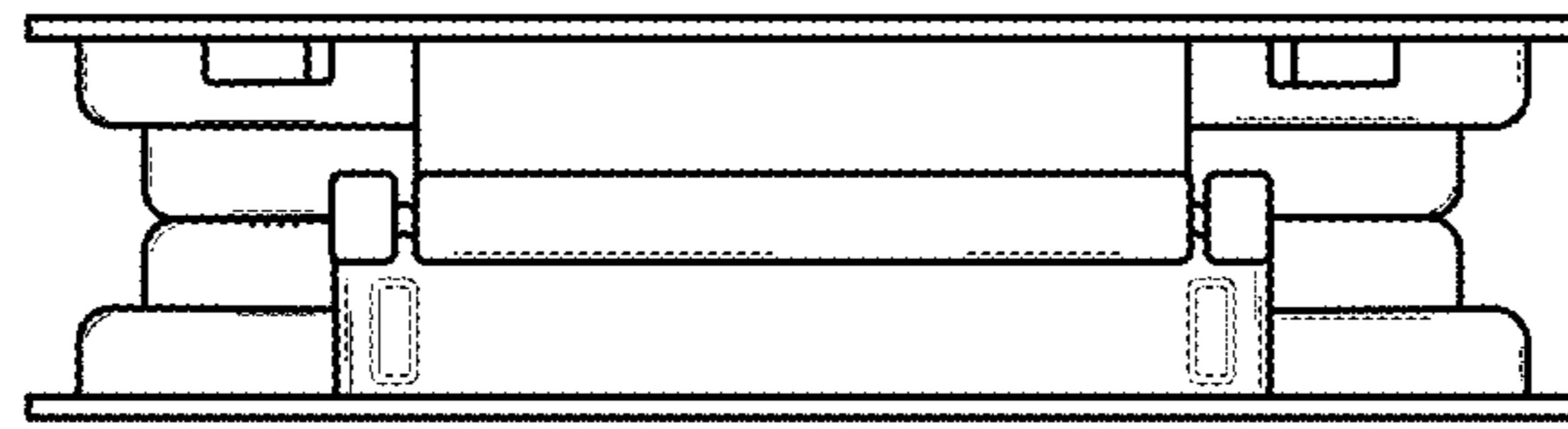


FIG. 4

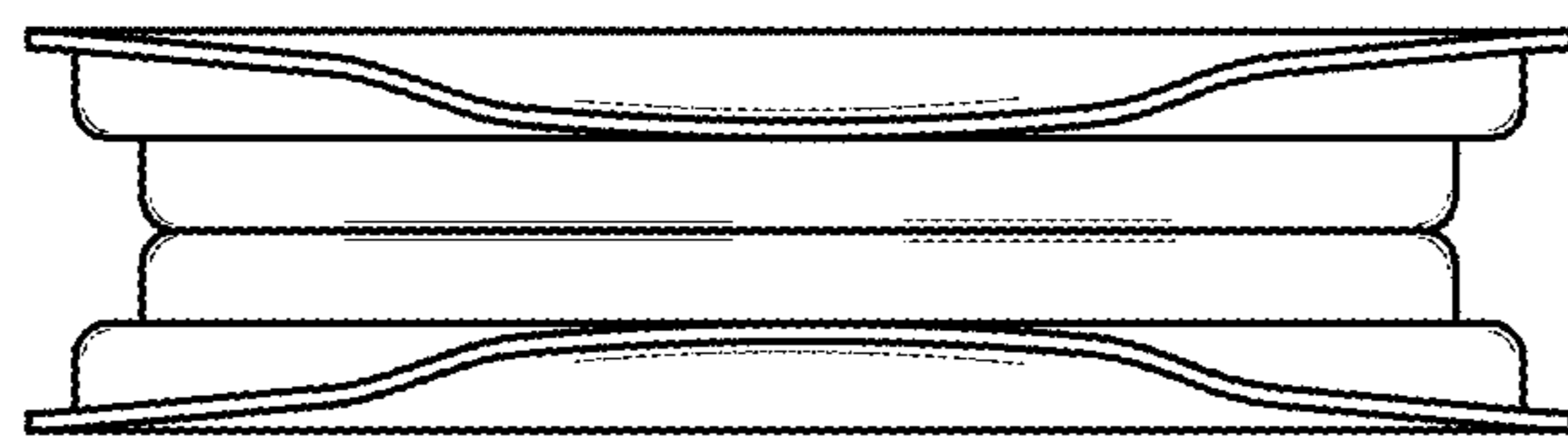


FIG. 5

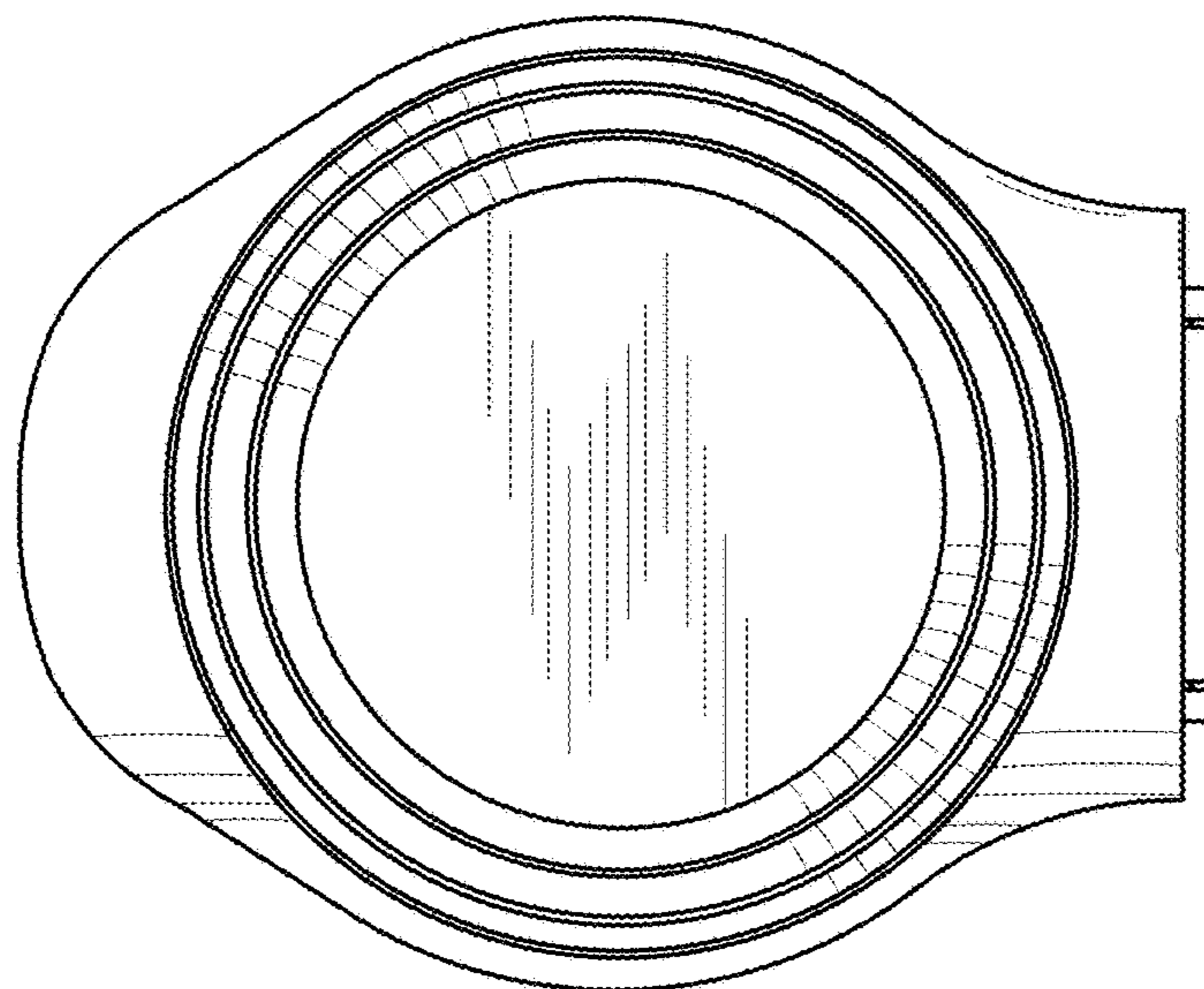


FIG. 6

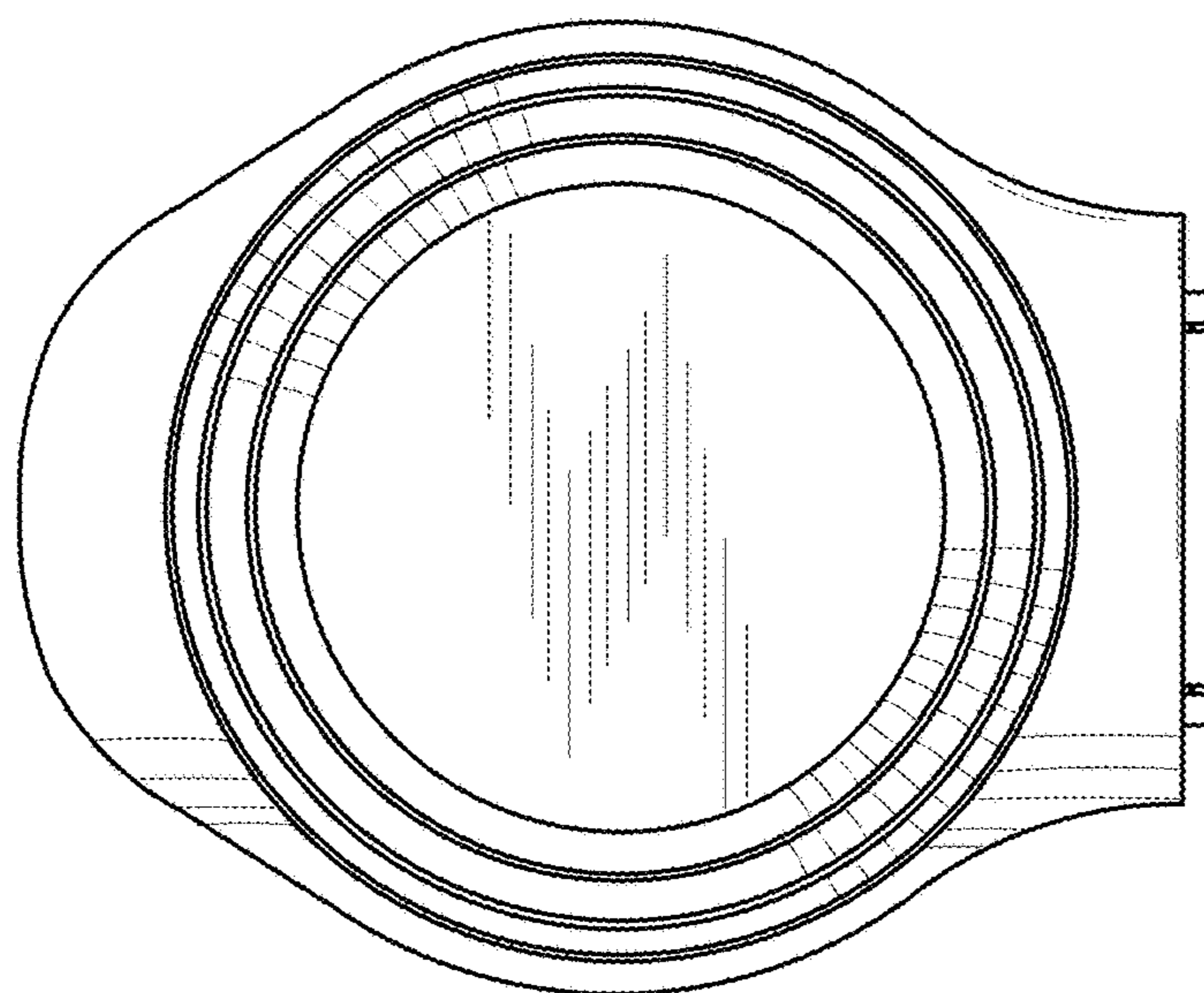


FIG. 7

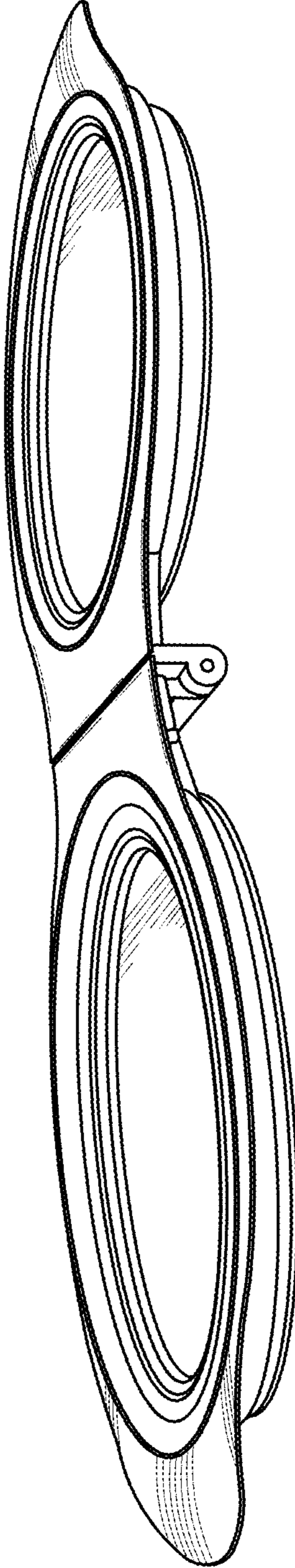


FIG. 8

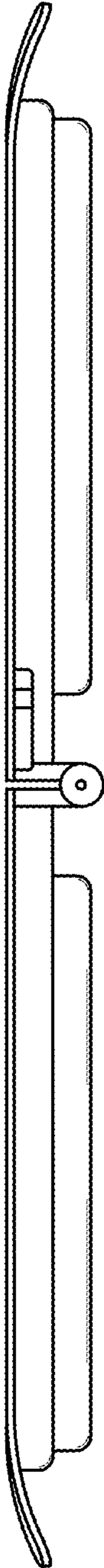


FIG. 9

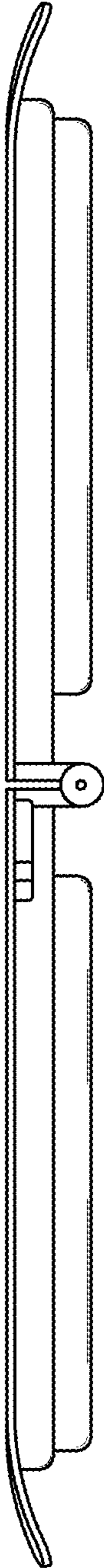


FIG. 10

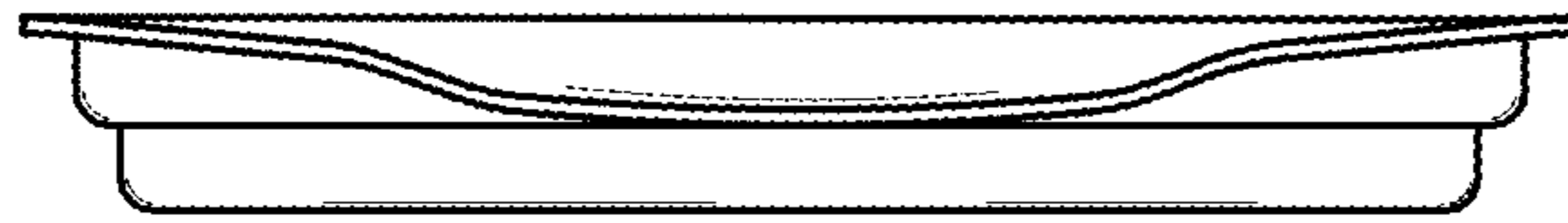


FIG. 11



FIG. 12

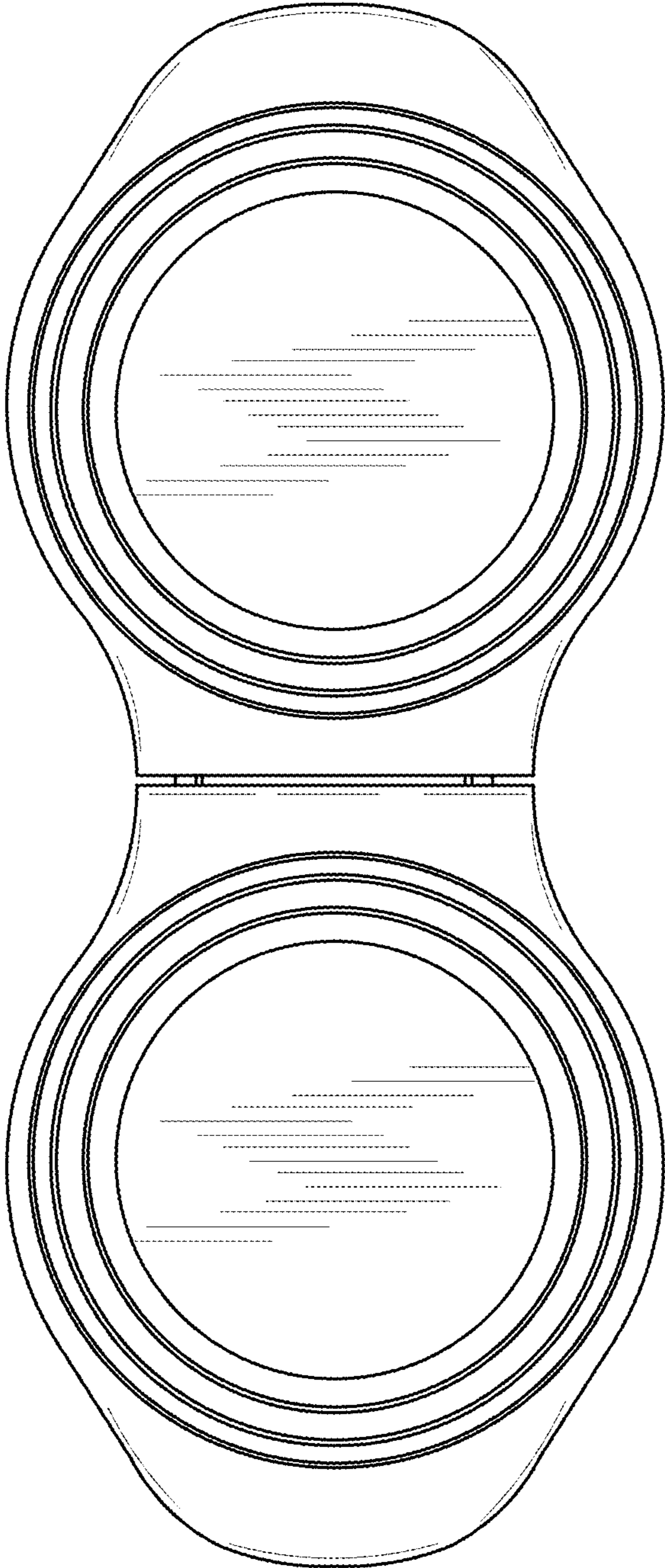


FIG. 13

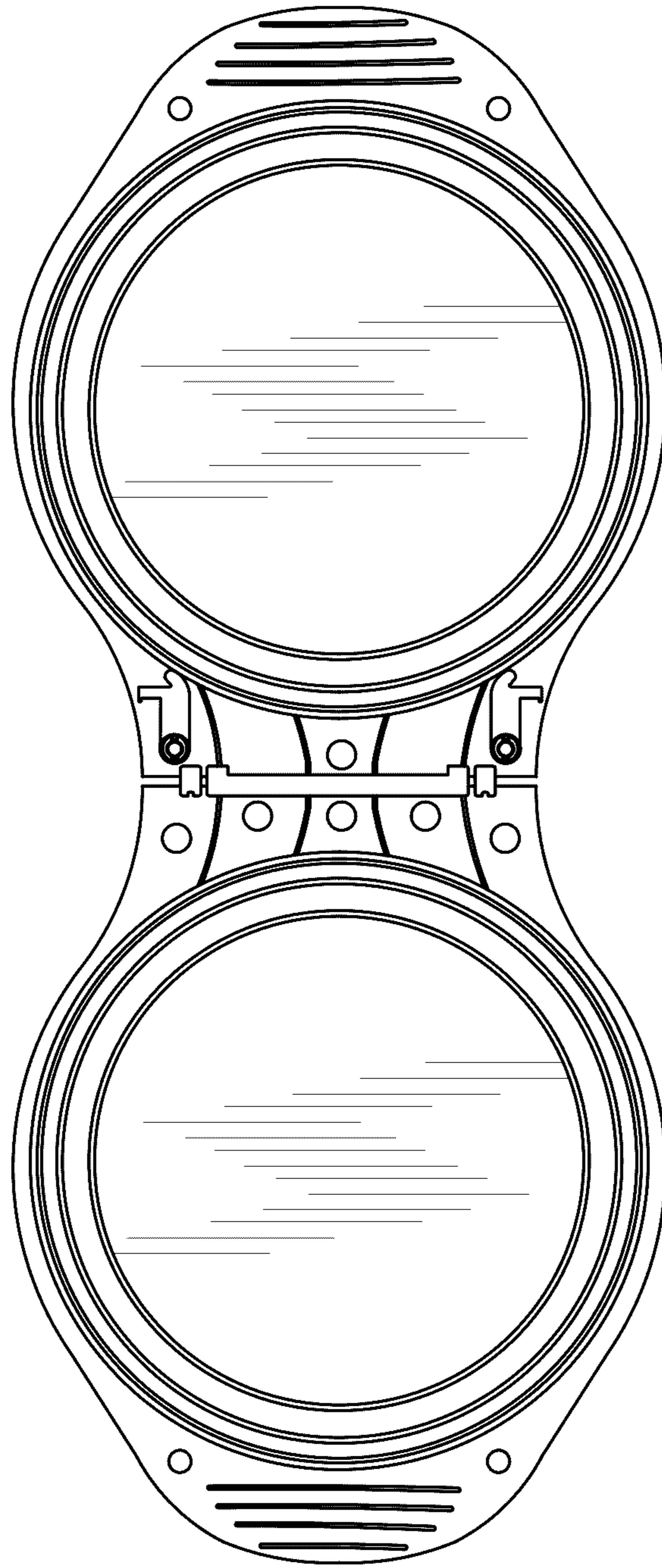


FIG. 14

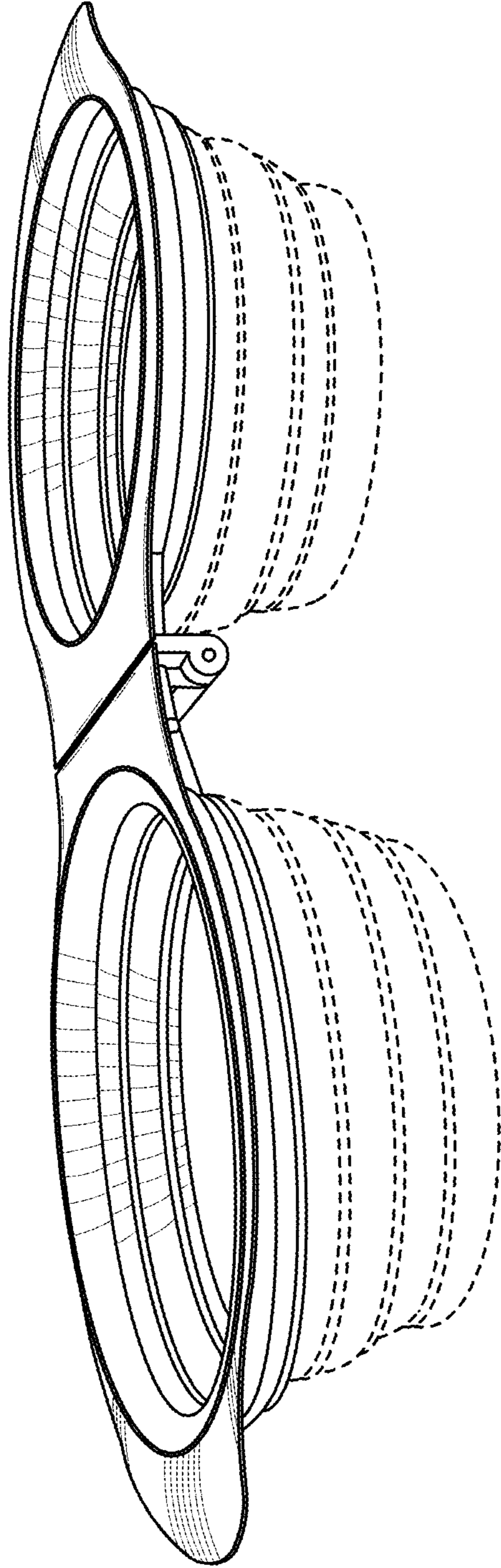


FIG. 15