



US00D773116S

(12) **United States Design Patent** (10) **Patent No.:** **US D773,116 S**
Liu et al. (45) **Date of Patent:** **** Nov. 29, 2016**

(54) **BATTERY CASE FOR ELECTRONIC CIGARETTE**
(71) Applicant: **Huizhou Kimree Technology Co., Ltd.**, Huizhou, Guangdong (CN)
(72) Inventors: **Qiuming Liu**, Guangdong (CN); **Zhiyong Xiang**, Guangdong (CN)
(73) Assignee: **HUIZHOU KIMREE TECHNOLOGY CO., LTD.**, Huizhou (CN)
(**) Term: **15 Years**
(21) Appl. No.: **29/545,230**
(22) Filed: **Nov. 11, 2015**

(30) **Foreign Application Priority Data**
May 11, 2015 (CN) 2015 3 0135890
(51) **LOC (10) Cl.** **27-02**
(52) **U.S. Cl.**
USPC **D27/167**
(58) **Field of Classification Search**
USPC D3/203.1, 203.6; D9/432; D13/118, D13/119; D27/100, 139, 141, 142, 143, D27/144, 162, 163, 164, 167, 172-193, 194
CPC A24F 47/00; A24F 47/008; H05B 3/03; A61M 16/108; A61M 16/10
See application file for complete search history.

(56) **References Cited**
U.S. PATENT DOCUMENTS
D368,552 S * 4/1996 Adams D27/194
D421,150 S * 2/2000 Wong D27/141
D436,222 S * 1/2001 Lim D27/141
RE38,260 E * 10/2003 Wong F23Q 2/34
D27/141
D577,150 S * 9/2008 Bryman D27/163

D649,708 S * 11/2011 Oneil D27/163
D728,855 S * 5/2015 Liu D27/163
D729,444 S * 5/2015 Leidel D27/163
D731,114 S * 6/2015 Leidel D27/163
D733,356 S * 6/2015 Leidel D27/163
D745,213 S * 12/2015 Alima D27/143
D748,325 S * 1/2016 Leidel D27/163
D751,756 S * 3/2016 Hearn D27/189
D758,004 S * 5/2016 Freshwater D27/163
2010/0313901 A1 * 12/2010 Fernando A24F 47/008
131/330
2014/0014125 A1 * 1/2014 Fernando A24F 47/008
131/328
2014/0217085 A1 * 8/2014 Alima F23Q 7/16
219/474
2015/0114410 A1 * 4/2015 Doster A24F 47/008
131/329
2016/0120218 A1 * 5/2016 Schennum A24F 15/12
206/266
2016/0165952 A1 * 6/2016 Liu A24F 15/12
206/256

* cited by examiner

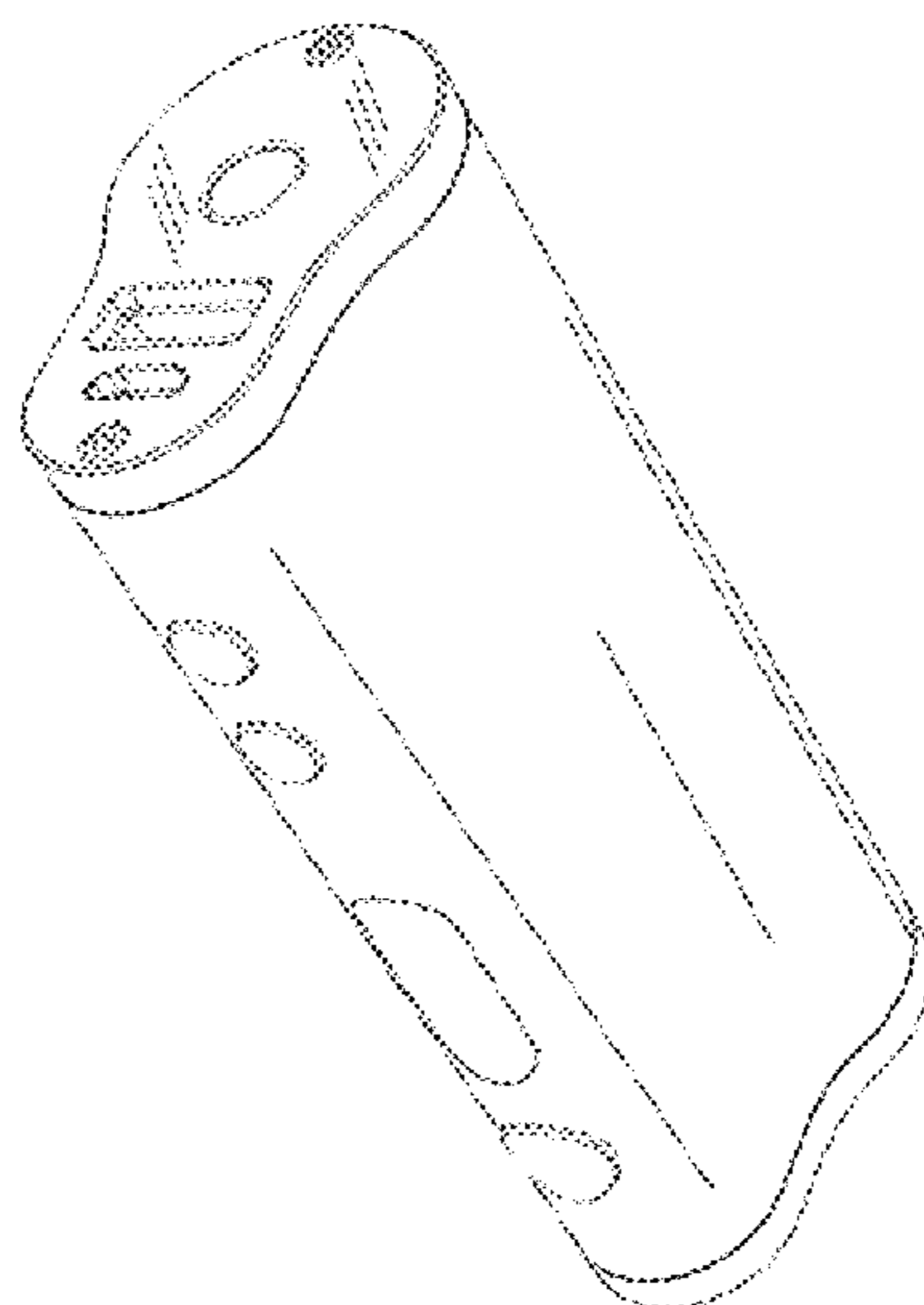
Primary Examiner — Robert M Spear
Assistant Examiner — Marissa J Cash

(57) **CLAIM**
The ornamental design for a battery case for electronic cigarette, as shown and described.

DESCRIPTION

FIG. 1 is a front elevational view of a battery case for electronic cigarette showing our new design;
FIG. 2 is a rear elevational view thereof;
FIG. 3 is a left side view thereof;
FIG. 4 is a right side view thereof;
FIG. 5 is a top plan view thereof;
FIG. 6 is a bottom plan view thereof;
FIG. 7 is a first perspective view thereof; and,
FIG. 8 is a second perspective view thereof.
In the drawings, the broken lines depict environmental subject matter only and form no part of the claimed design.

1 Claim, 7 Drawing Sheets






Fig. 1

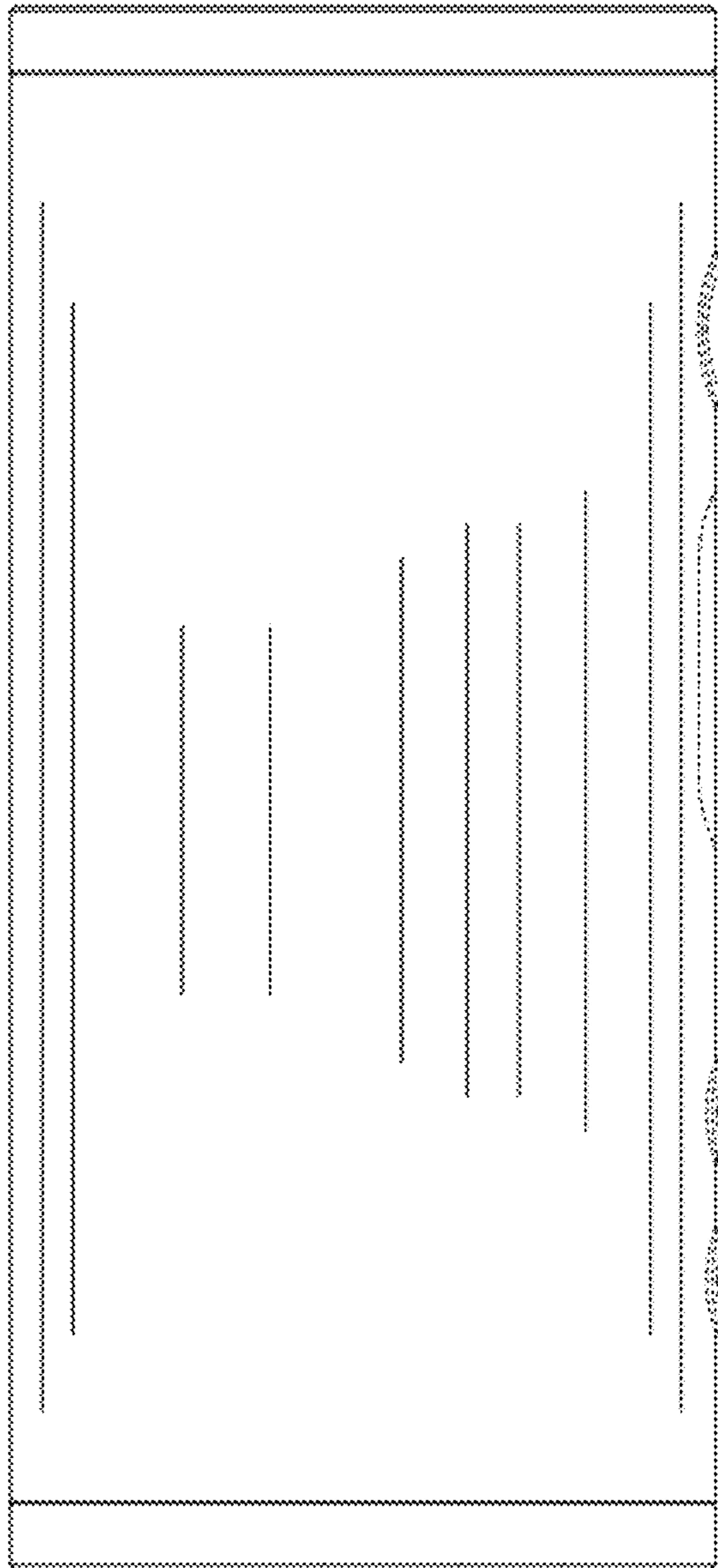


Fig. 2

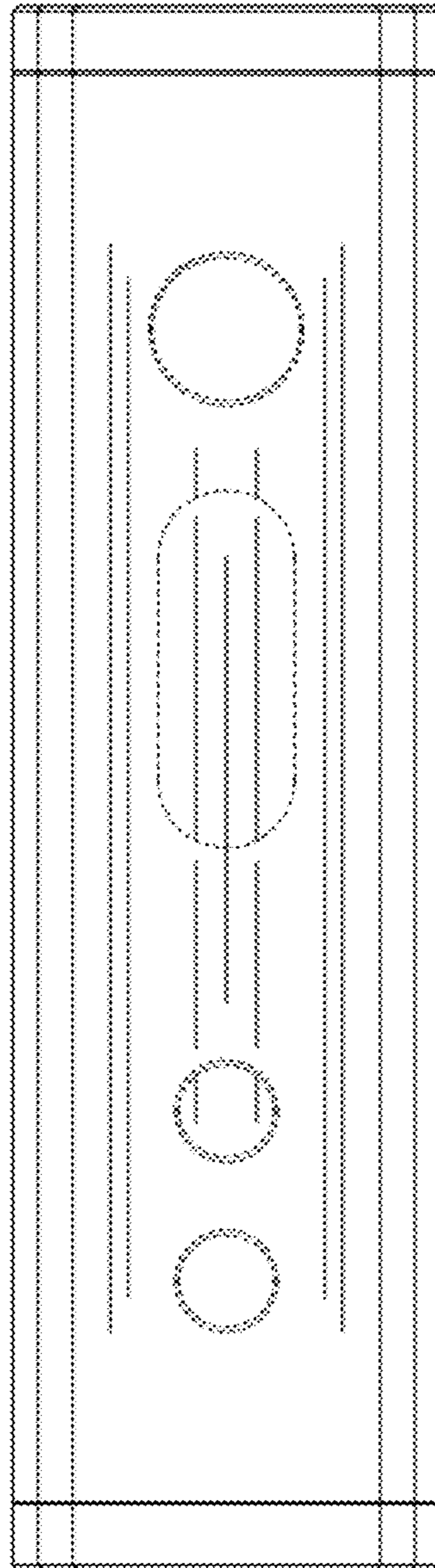


Fig. 3

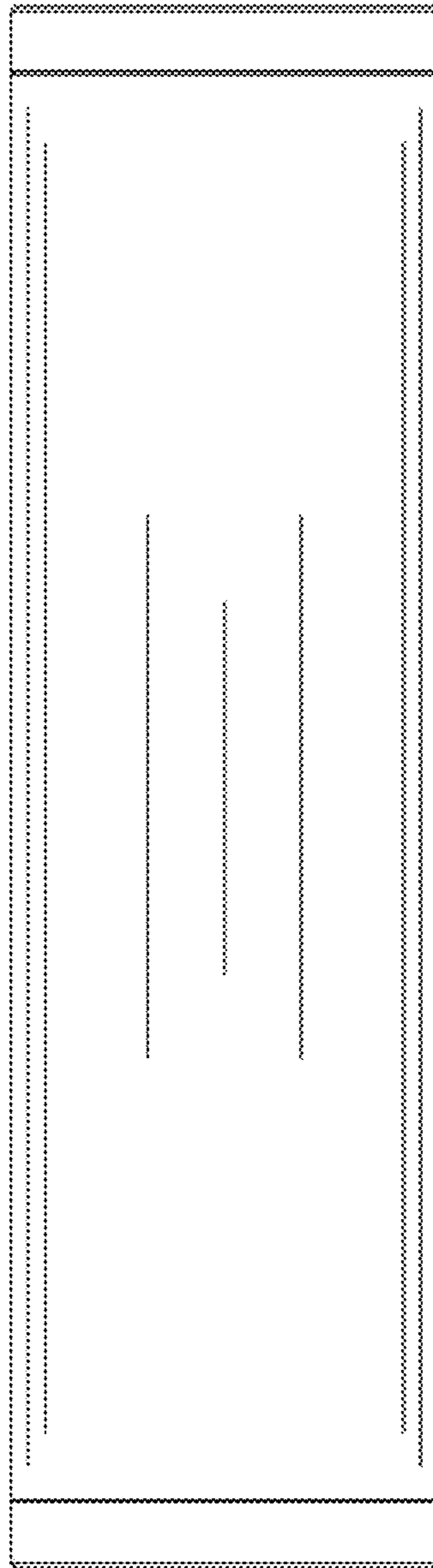


Fig. 4

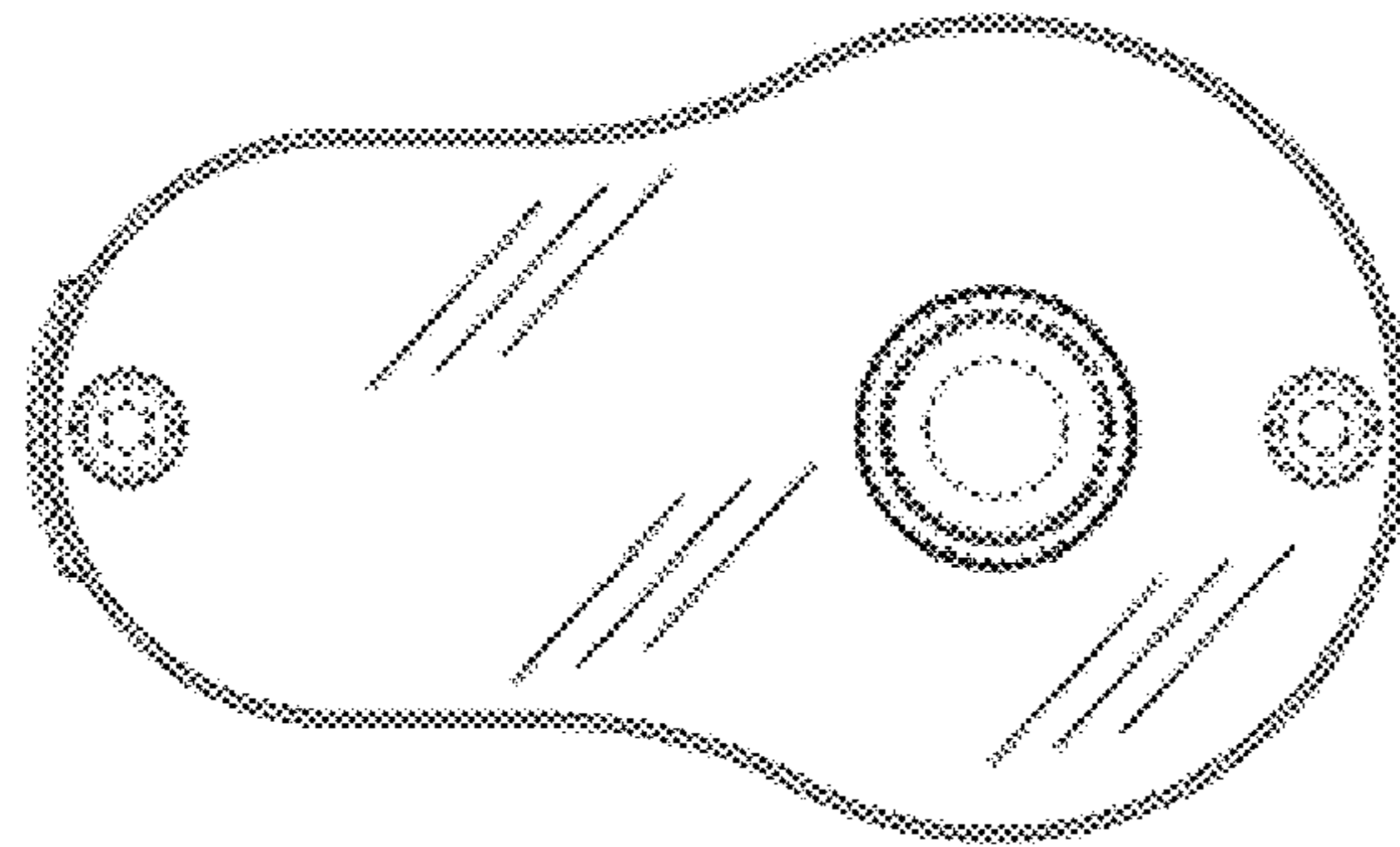


Fig. 5

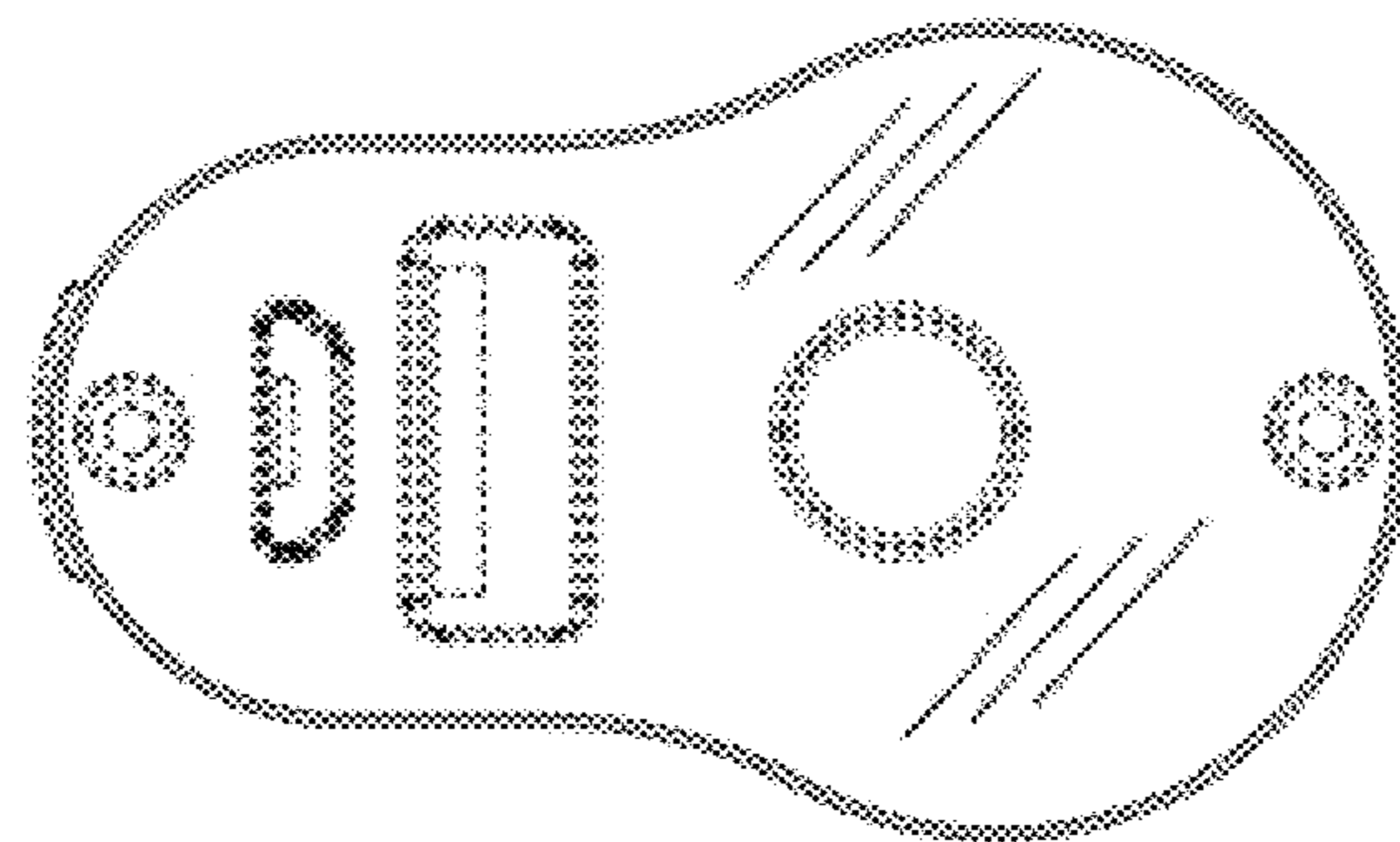


Fig. 6

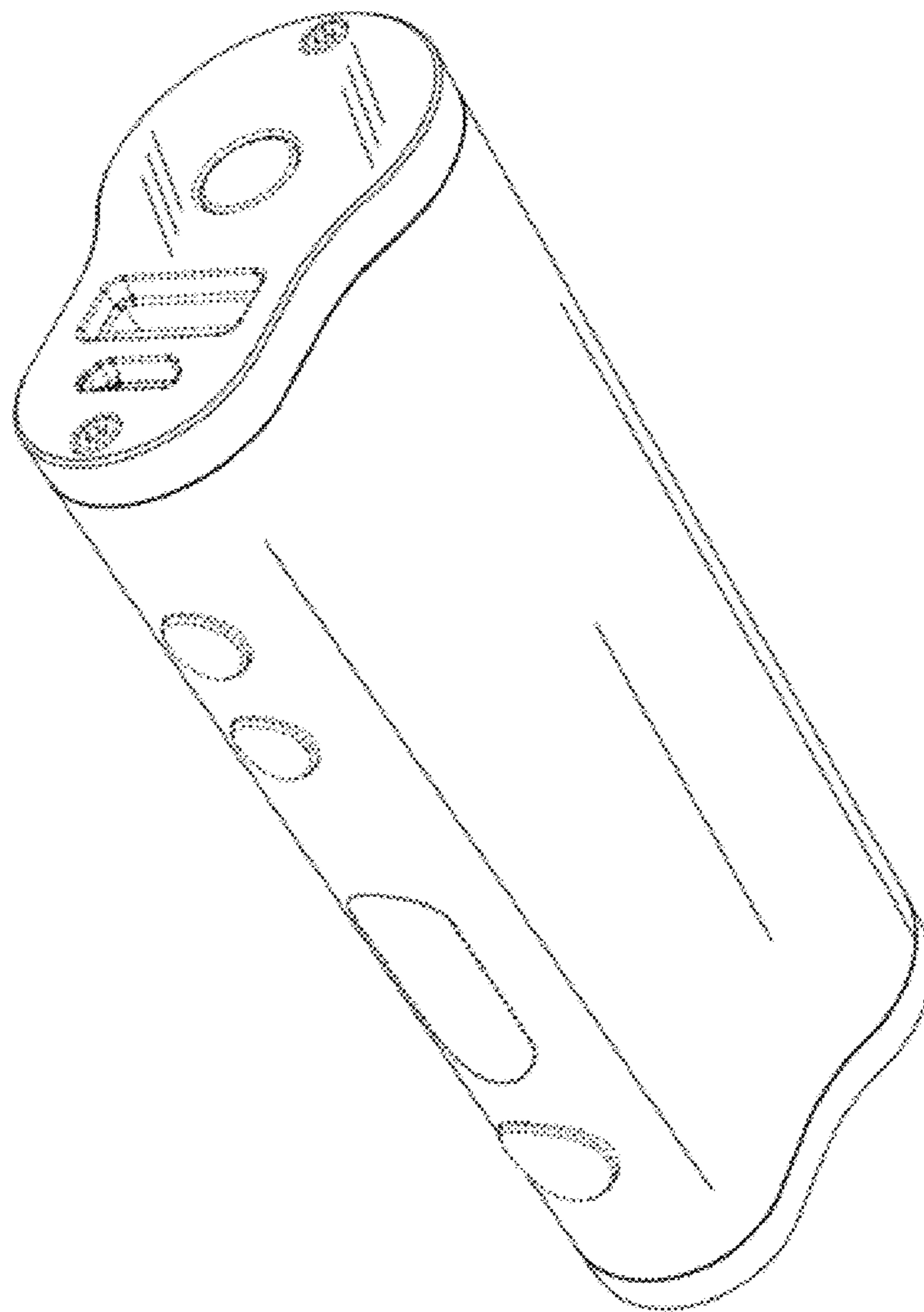


Fig. 7

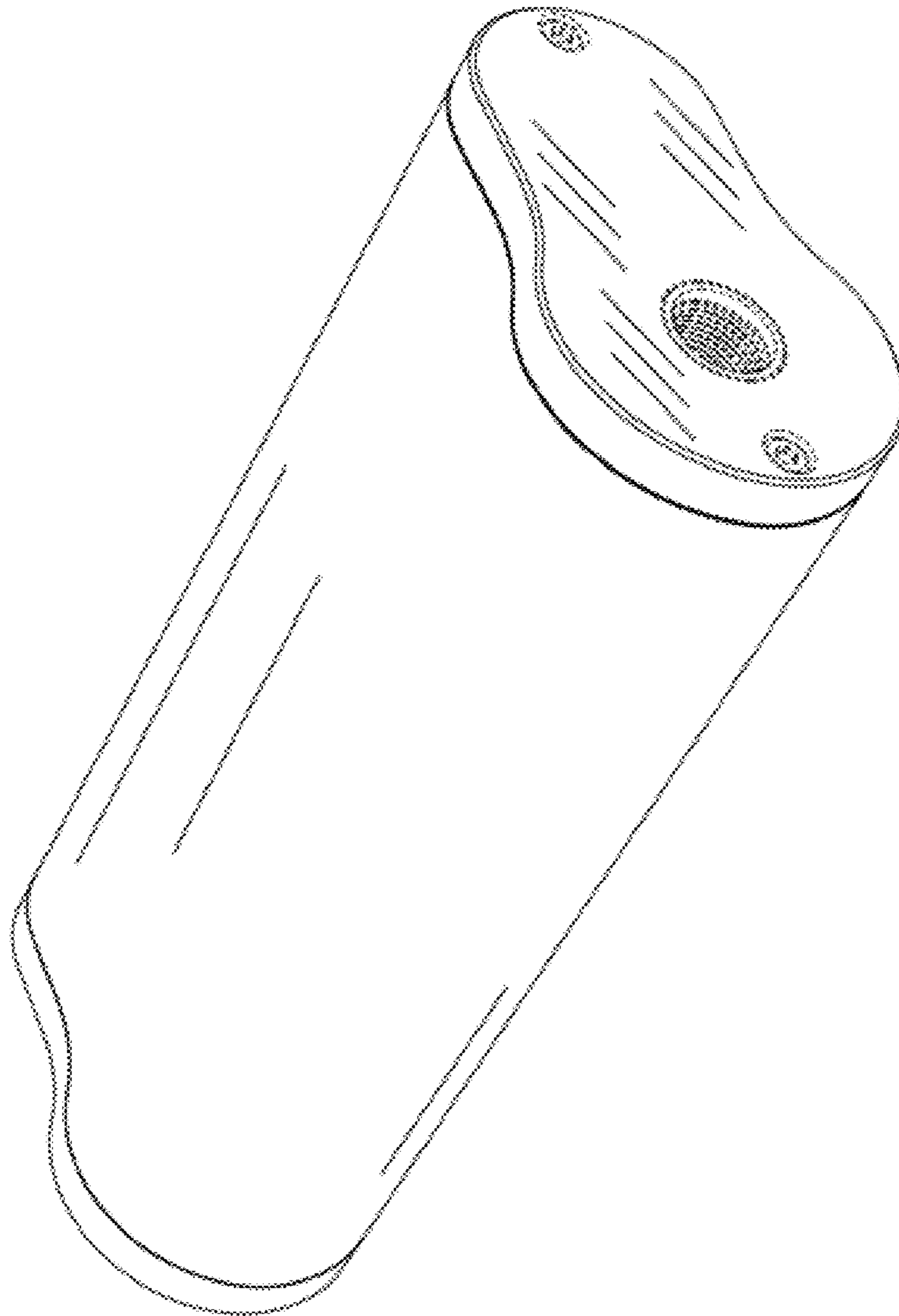


Fig. 8