



US00D773086S

(12) **United States Design Patent** (10) **Patent No.:** **US D773,086 S**
McCabe et al. (45) **Date of Patent:** **** Nov. 29, 2016**

(54) **VEHICLE REAR TAILLAMP**
(71) Applicant: **GM Global Technology Operations LLC, Detroit, MI (US)**
(72) Inventors: **Steven M. McCabe, Rochester Hills, MI (US); Garrick Zack, Troy, MI (US); Jaymer Starbody, Bryan, OH (US)**
(73) Assignee: **GM Global Technology Operations LLC, Detroit, MI (US)**
(**) Term: **15 Years**
(21) Appl. No.: **29/539,910**
(22) Filed: **Sep. 18, 2015**
(51) **LOC (10) Cl.** **26-06**
(52) **U.S. Cl.**
USPC **D26/28**
(58) **Field of Classification Search**
USPC D26/28-36; 362/61, 80-83, 267-269, 362/459-468, 475-478, 485-487
CPC F21S 48/00; F21S 48/10; F21S 48/115; F21S 48/225; F21S 48/1233; F21S 48/1266; F21S 48/1388; F21S 48/2268; F21V 5/00
See application file for complete search history.

D601,925 S 10/2009 O'Donnell
D603,755 S 11/2009 Peters
D604,203 S 11/2009 O'Donnell
D605,082 S 12/2009 Munson
D605,083 S 12/2009 Manoogian, II et al.
D605,977 S 12/2009 Zipfel et al.
D605,978 S 12/2009 Wolff et al.
D608,249 S 1/2010 Peters
D608,690 S 1/2010 Folden et al.
D608,691 S 1/2010 Zak, Jr. et al.
D609,608 S 2/2010 Boniface et al.
D611,387 S 3/2010 Thompson et al.
D611,879 S 3/2010 Kim et al.
D612,297 S 3/2010 Peters et al.
D613,645 S 4/2010 Song et al.
D615,458 S 5/2010 Thompson et al.
D618,595 S 6/2010 Ware et al.
D623,090 S 9/2010 Cox et al.
D627,262 S 11/2010 Ikeda et al.
D635,488 S 4/2011 Phipps
D644,147 S 8/2011 Suh et al.
D644,567 S 9/2011 Kozub
D657,718 S 4/2012 Zipfel et al.
D659,052 S 5/2012 Ware et al.
D659,053 S 5/2012 Ware et al.
D668,182 S 10/2012 Franco

(Continued)

Primary Examiner — Marcus Jackson
(74) *Attorney, Agent, or Firm* — Reising Ethington P.C.

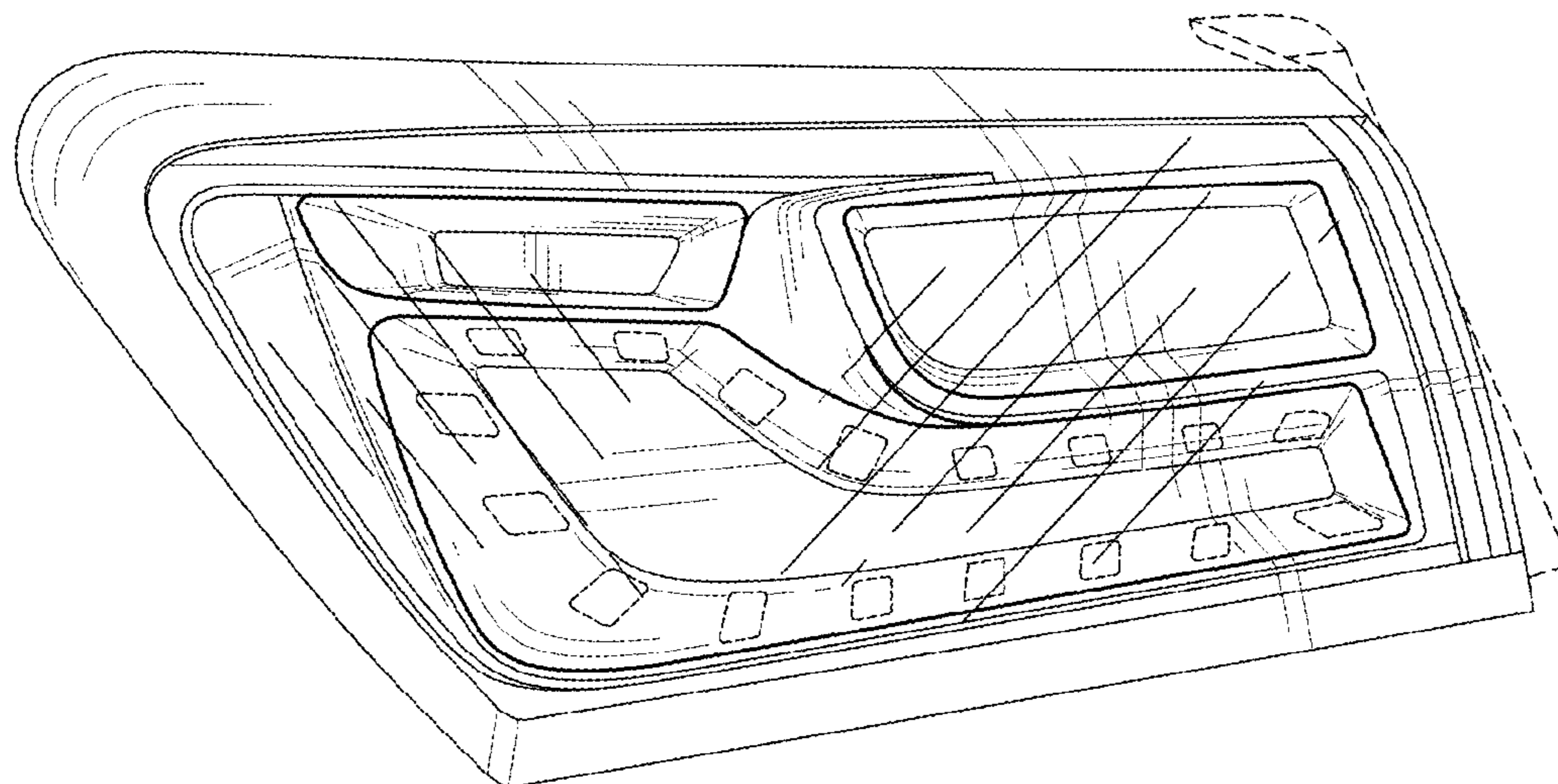
(57) **CLAIM**
The ornamental design for a vehicle rear taillamp, as shown and described.

(56) **References Cited**
U.S. PATENT DOCUMENTS
D455,508 S * 4/2002 Sinkwitz D26/28
D490,170 S * 5/2004 Metros D26/28
D491,298 S * 6/2004 Hall D26/28
D539,450 S * 3/2007 Pfeiffer D26/28
D540,480 S * 4/2007 Pfeiffer D26/28
D570,742 S 6/2008 Takagi et al.
D592,105 S 5/2009 Dean et al.
D597,447 S 8/2009 Folden
D600,595 S 9/2009 Nakamura et al.

DESCRIPTION

FIG. 1 is a perspective view of the vehicle rear taillamp; FIG. 2 is a front view thereof; FIG. 3 is a top view thereof; and, FIG. 4 is a side view thereof. In the drawings, the portions shown by broken lines form no part of the claimed design.

1 Claim, 2 Drawing Sheets



(56)

References Cited

U.S. PATENT DOCUMENTS

| | | | | | |
|------------|---------|------------------|------------|---------|------------------|
| D668,183 S | 10/2012 | Smart | D713,298 S | 9/2014 | Dyson |
| D678,820 S | 3/2013 | Song et al. | D713,764 S | 9/2014 | Ferlazzo |
| D678,821 S | 3/2013 | Ikeda et al. | D716,696 S | 11/2014 | Thole et al. |
| D680,909 S | 4/2013 | Munson et al. | D716,706 S | 11/2014 | Thole et al. |
| D680,910 S | 4/2013 | David | D716,709 S | 11/2014 | Thole et al. |
| D684,899 S | 6/2013 | Baker | D717,696 S | 11/2014 | Thole et al. |
| D686,536 S | 7/2013 | McCabe et al. | D718,189 S | 11/2014 | Krieg et al. |
| D692,798 S | 11/2013 | Thurber | D718,683 S | 12/2014 | Thole et al. |
| D692,799 S | 11/2013 | Smith et al. | D722,282 S | 2/2015 | Loeb |
| D696,157 S | 12/2013 | Loeb | D722,533 S | 2/2015 | Thole et al. |
| D699,629 S | 2/2014 | Ikeda et al. | D722,534 S | 2/2015 | Munson et al. |
| D700,871 S | 3/2014 | O'Donnell et al. | D724,510 S | 3/2015 | McMahan et al. |
| D703,103 S | 4/2014 | Lee | D725,001 S | 3/2015 | McMahan et al. |
| D704,103 S | 5/2014 | Mack et al. | D730,776 S | 6/2015 | Smart |
| D705,132 S | 5/2014 | Ware et al. | D730,783 S | 6/2015 | Henriques et al. |
| D705,699 S | 5/2014 | Ware et al. | D732,435 S | 6/2015 | Mackay |
| | | | D735,627 S | 8/2015 | Smith |
| | | | D736,451 S | 8/2015 | Smith |

* cited by examiner

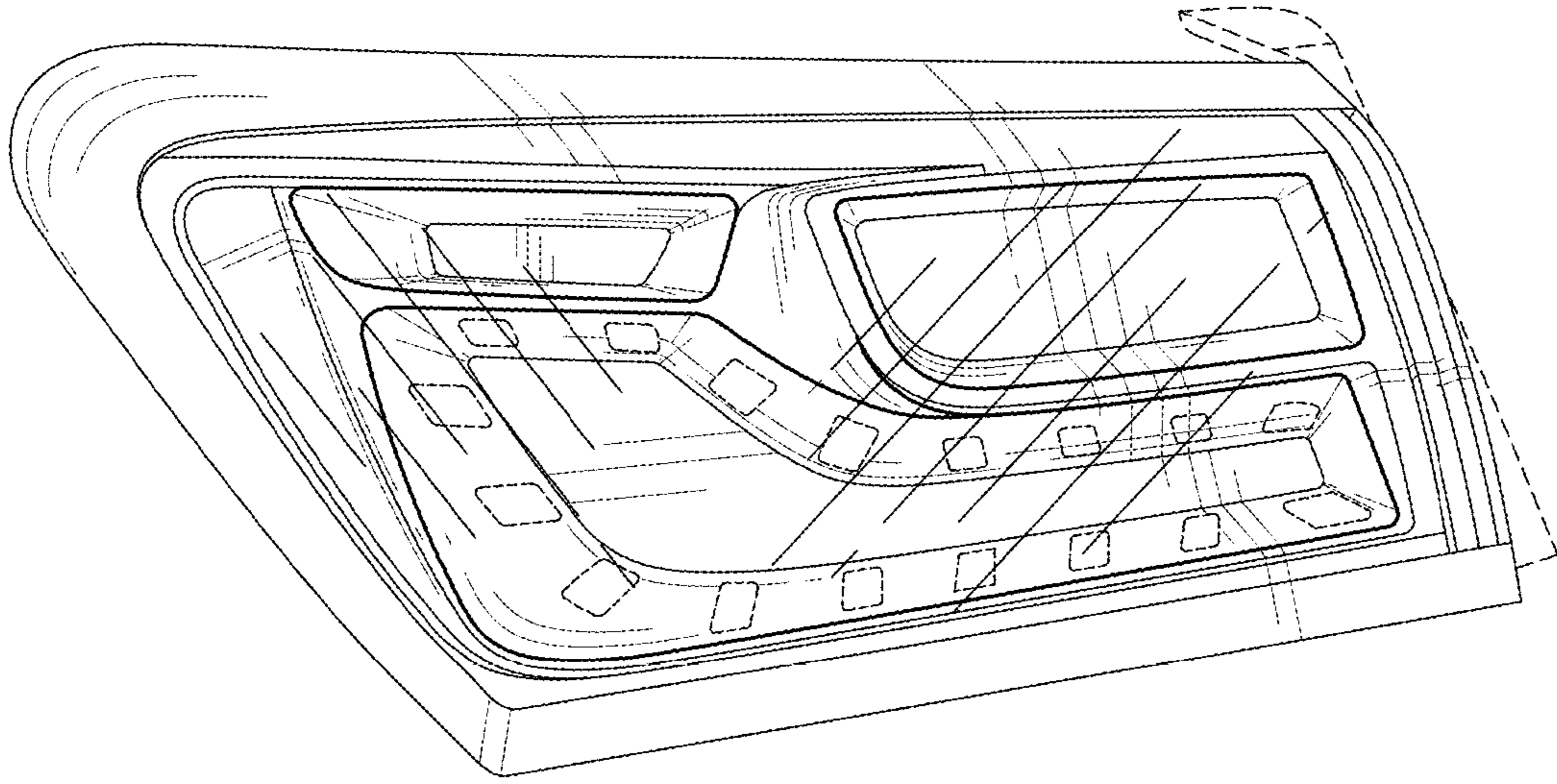


Fig. 1

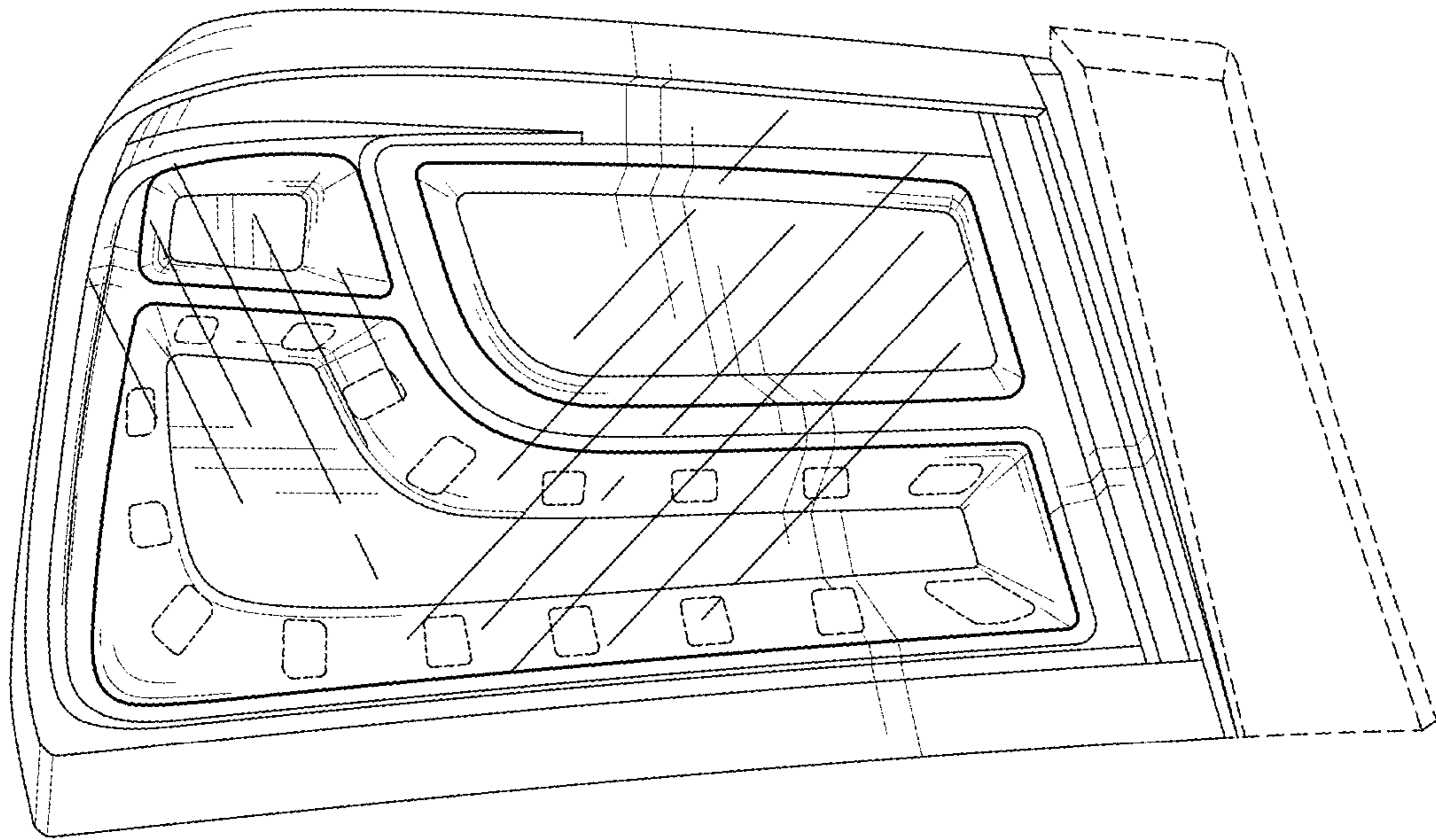


Fig. 2

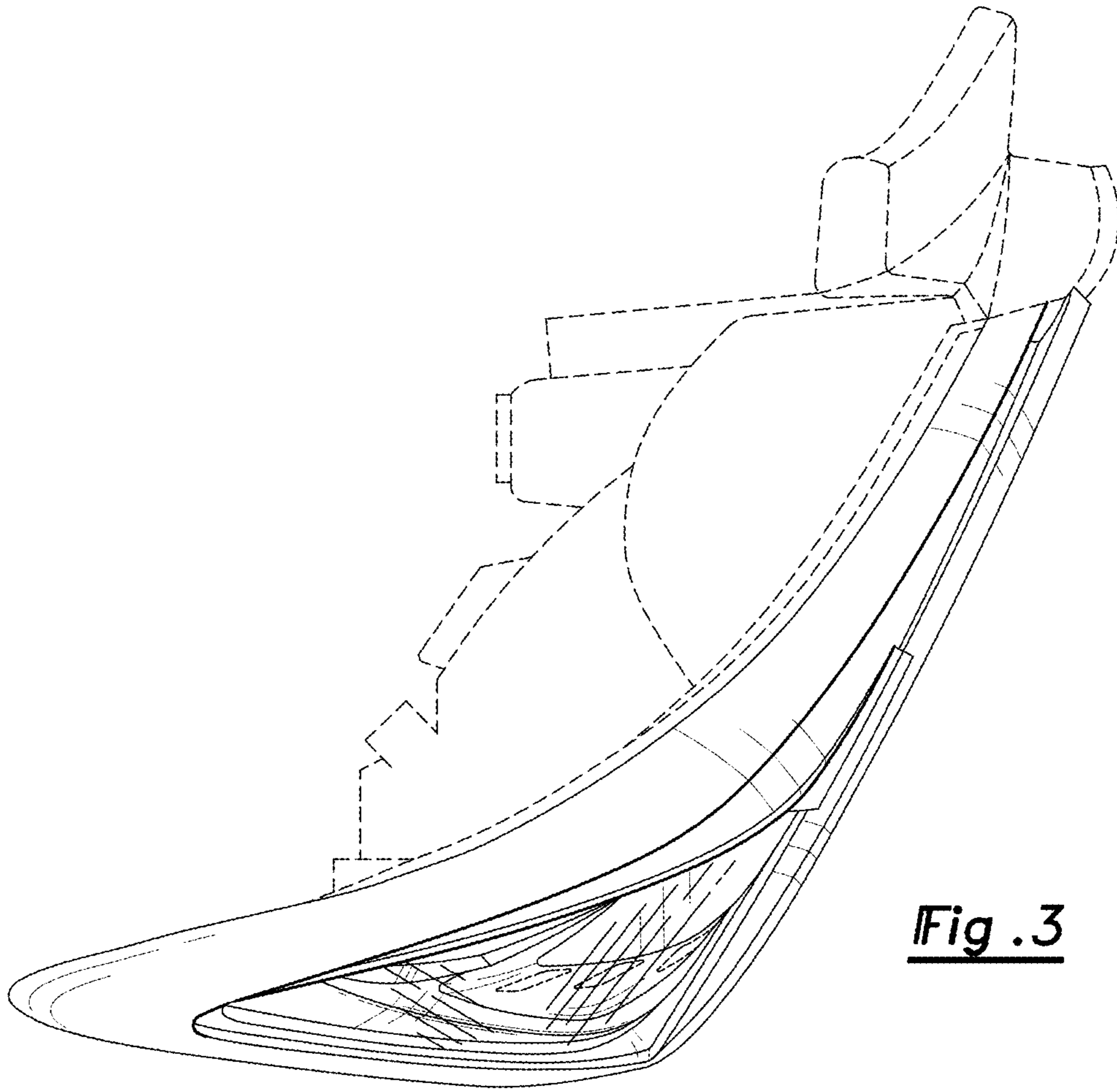


Fig .3

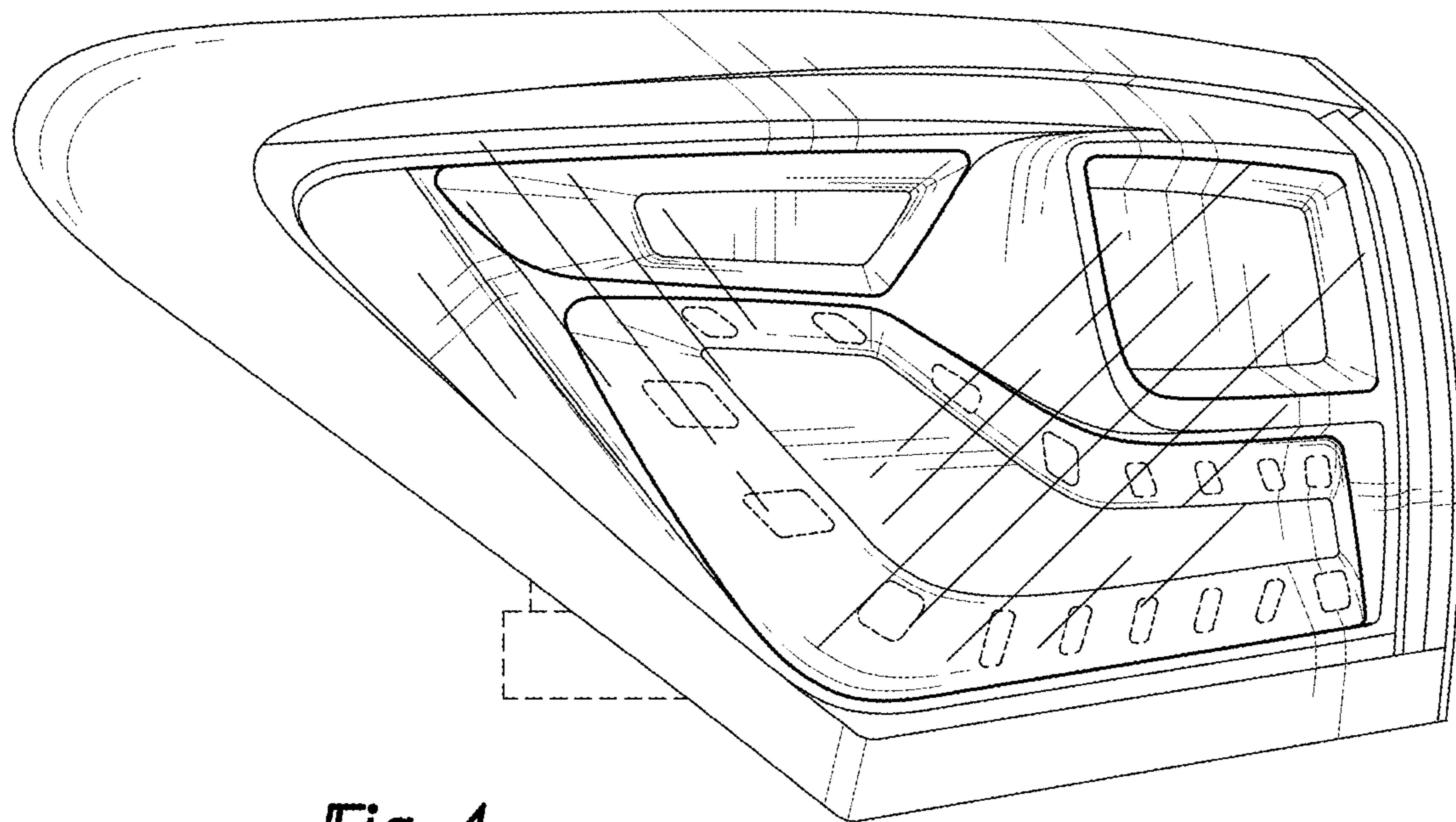


Fig .4