



US00D773085S

(12) **United States Design Patent** (10) **Patent No.:** **US D773,085 S**
Cartabiano et al. (45) **Date of Patent:** **** Nov. 29, 2016**

(54) **FRONT COMBINATION LAMP FOR AN AUTOMOBILE**

D544,114 S * 6/2007 Ohta D26/28
D549,857 S * 8/2007 Lin D26/28
D561,358 S * 2/2008 Tachibana D26/28

(71) Applicants: **Ian Richard Cartabiano**, Torrance, CA (US); **Katsuhiko Suzuki**, Nagakute (JP); **Keisuke Fukunaga**, Toyota (JP)

OTHER PUBLICATIONS

(72) Inventors: **Ian Richard Cartabiano**, Torrance, CA (US); **Katsuhiko Suzuki**, Nagakute (JP); **Keisuke Fukunaga**, Toyota (JP)

Toyota, Toyota C-HR Concept (2014) <http://www.netcarshow.com/toyota/2014-c-hr_concept/1600x1200/wallpaper_of.htm> available at least as early as Nov. 1, 2014.
Renault, Renault Koleos (2014) <http://www.netcarshow.com/renault/2014-koleos/1600x1200/wallpaper_1f.htm> available at least as early as May 1, 2014.

(73) Assignee: **Toyota Jidosha Kabushiki Kaisha** (JP)

(**) Term: **15 Years**

* cited by examiner

(21) Appl. No.: **29/538,758**

Primary Examiner — Marcus Jackson

(22) Filed: **Sep. 8, 2015**

(74) *Attorney, Agent, or Firm* — Saidman DesignLaw Group, LLC

(30) **Foreign Application Priority Data**

Mar. 9, 2015 (JP) 2015-005056

(51) **LOC (10) Cl.** **26-06**

(52) **U.S. Cl.**
USPC **D26/28**

(58) **Field of Classification Search**
USPC D26/28-36; 362/459-468, 475-478, 362/485-487

CPC F21S 48/00; F21S 48/10; F21S 48/115; F21S 48/225; F21S 48/1233; F21S 48/1266; F21S 48/1388; F21S 48/2268; F21V 21/04
See application file for complete search history.

(57) **CLAIM**

The ornamental design for a front combination lamp for an automobile, as shown and described.

(56) **References Cited**


U.S. PATENT DOCUMENTS

D528,681 S * 9/2006 Nakahara D26/28
D528,685 S * 9/2006 Yoshida D26/28

DESCRIPTION

FIG. 1 is a perspective view of a front combination lamp for an automobile showing our new design;
FIG. 2 is a front view thereof;
FIG. 3 is a rear view thereof;
FIG. 4 is a right side view thereof;
FIG. 5 is a left side view thereof;
FIG. 6 is a top view thereof; and,
FIG. 7 is a bottom view thereof.

1 Claim, 4 Drawing Sheets






Fig. 1

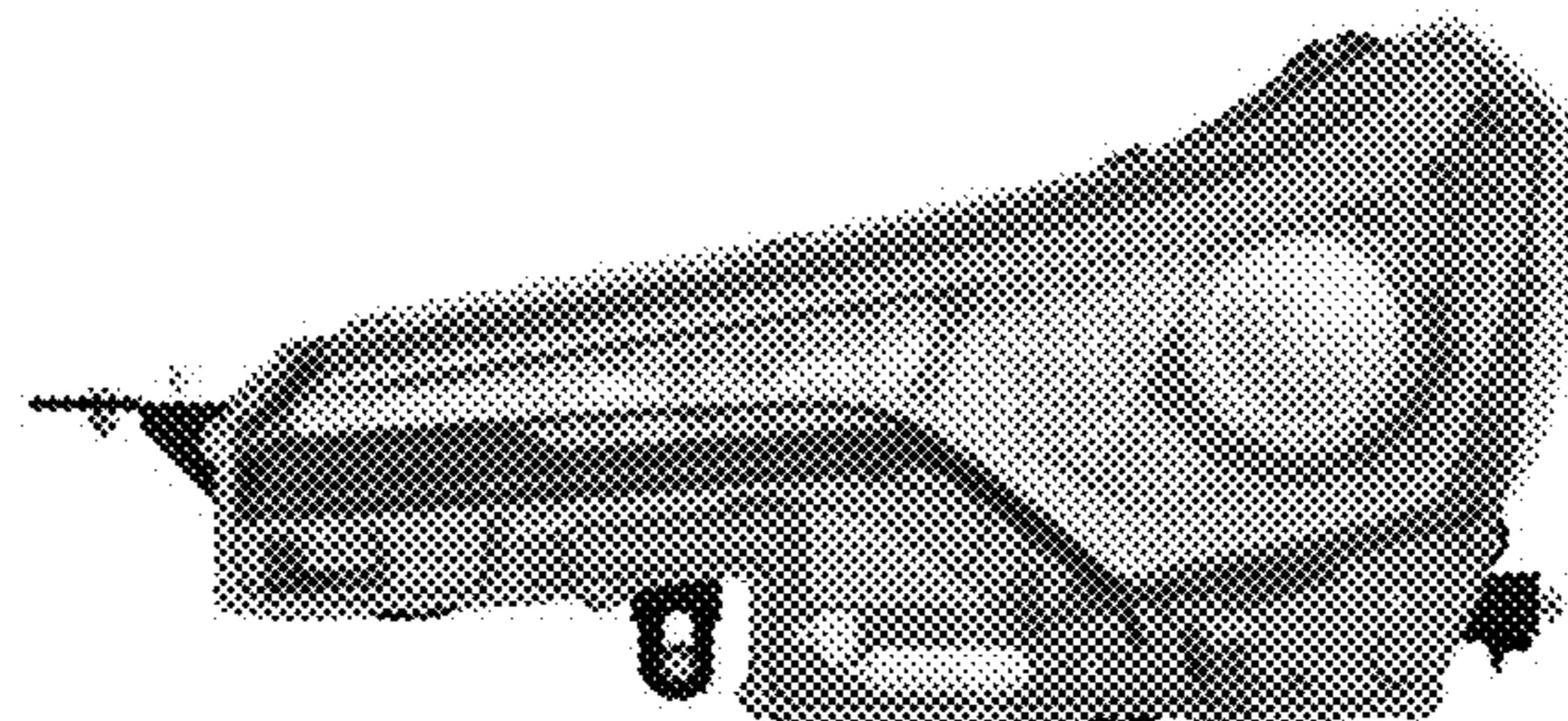


Fig. 2




Fig. 3

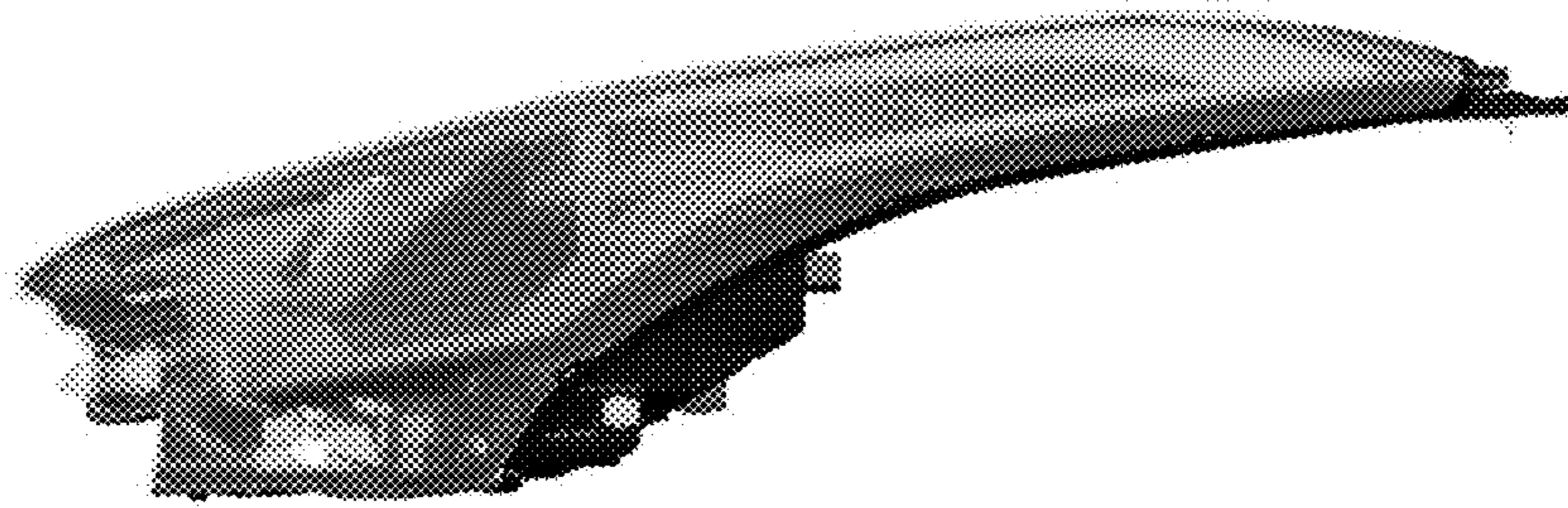


Fig. 4




Fig. 5

Fig. 6




Fig. 7

