



US00D773081S

(12) **United States Design Patent**
Kawaguchi

(10) **Patent No.:** **US D773,081 S**
(45) **Date of Patent:** **** Nov. 29, 2016**

(54) **FRONT COMBINATION LAMP FOR AN
AUTOMOBILE**

D708,769 S * 7/2014 Badstuebner D26/28
D710,522 S * 8/2014 Kwon D26/28
D714,977 S * 10/2014 Lee D26/28
D715,978 S * 10/2014 Loeb D26/28

(71) Applicant: **HONDA MOTOR CO., LTD.**, Tokyo
(JP)

FOREIGN PATENT DOCUMENTS

(72) Inventor: **Shogo Kawaguchi**, Wako (JP)

JP 1526534 11/2013
SK 300717298 11/2013
SK 300746904 6/2014

(73) Assignee: **HONDA MOTOR CO., LTD.**, Tokyo
(JP)

OTHER PUBLICATIONS

(**) Term: **15 Years**

Japanese Office Action issued in corresponding Japanese Patent Application No. 2015-002873, with English translation. (7 pages).

(21) Appl. No.: **29/535,956**

* cited by examiner

(22) Filed: **Aug. 12, 2015**

(30) **Foreign Application Priority Data**

Primary Examiner — Marcus Jackson

Feb. 13, 2015 (JP) 2015-002873

(74) *Attorney, Agent, or Firm* — Westerman, Hattori,
Daniels & Adrian, LLP

(51) **LOC (10) Cl.** **26-06**

(57) **CLAIM**

(52) **U.S. Cl.**

The ornamental design for a front combination lamp for automobile, as shown and described.

USPC **D26/28**

(58) **Field of Classification Search**

DESCRIPTION

USPC D26/28-36; 362/459-468, 475-478,
362/485-487

FIG. 1 is a front view of a front combination lamp for automobile;

CPC B60Q 1/02; B60Q 1/04; F21S 48/00;
F21S 48/10; F21S 48/115; F21S 48/225;

FIG. 2 is a plan view of the front combination lamp for automobile;

F21S 48/1233; F21S 48/1266; F21S 48/1388;
F21S 48/2268; F21V 21/04

FIG. 3 is a right side view of the front combination lamp for automobile;

See application file for complete search history.

FIG. 4 is a front perspective view of the front combination lamp for automobile, as seen from the right upper side; and,

(56) **References Cited**

FIG. 5 is a rear perspective view of the front combination lamp for automobile, as seen from the right lower side.

U.S. PATENT DOCUMENTS

D578,676 S * 10/2008 Smock D26/28
D662,635 S * 6/2012 Sato D26/28
D685,117 S * 6/2013 Cogswell D26/28
D706,471 S * 6/2014 Lai D26/28

In the drawings, the broken lines form no part of the claimed design.

1 Claim, 2 Drawing Sheets

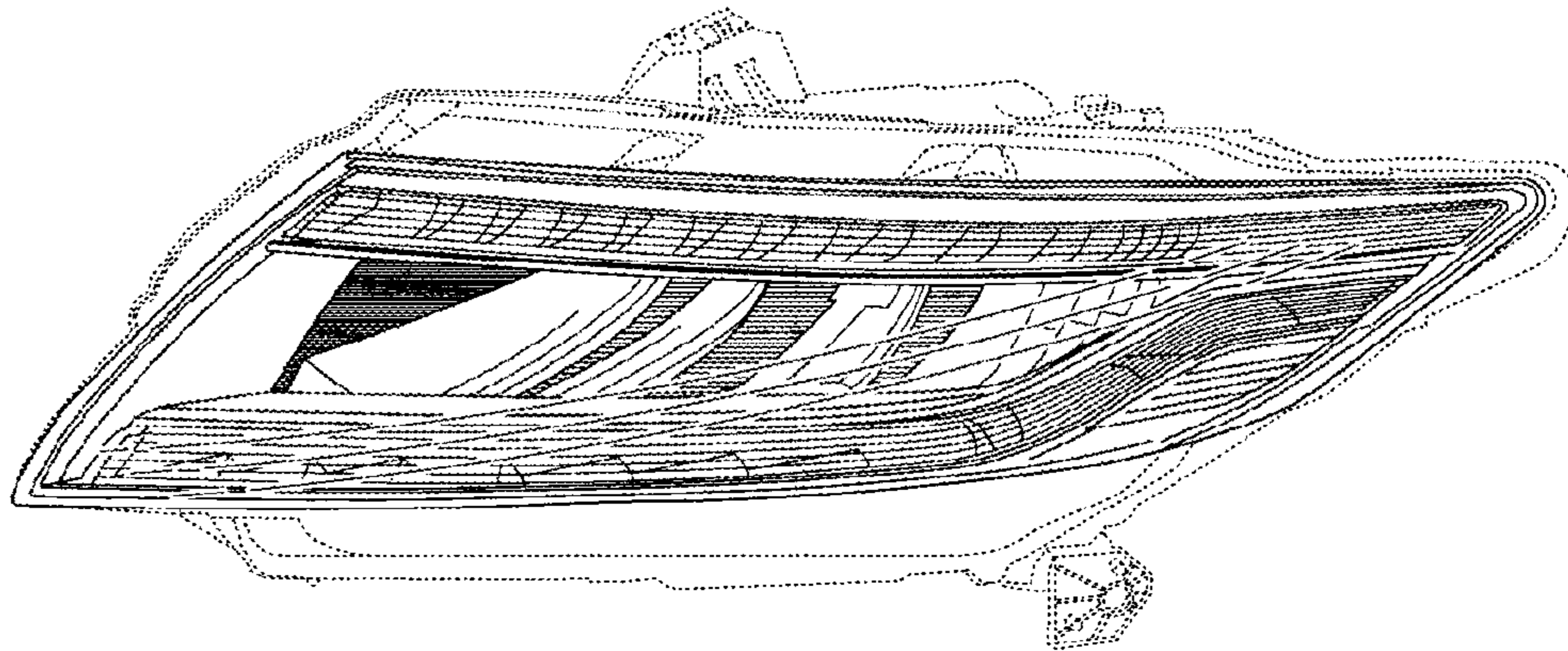


FIG.1

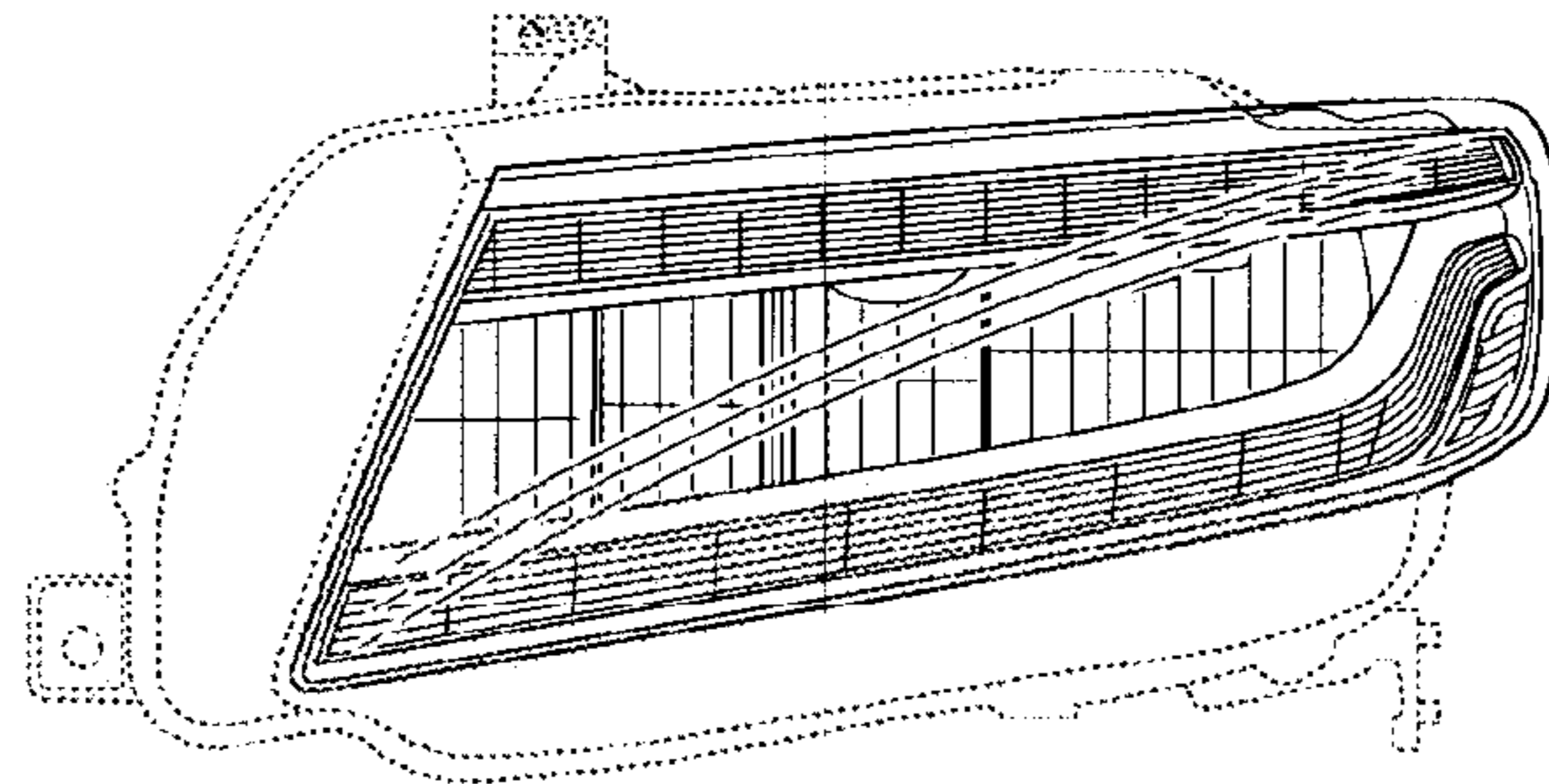


FIG.2

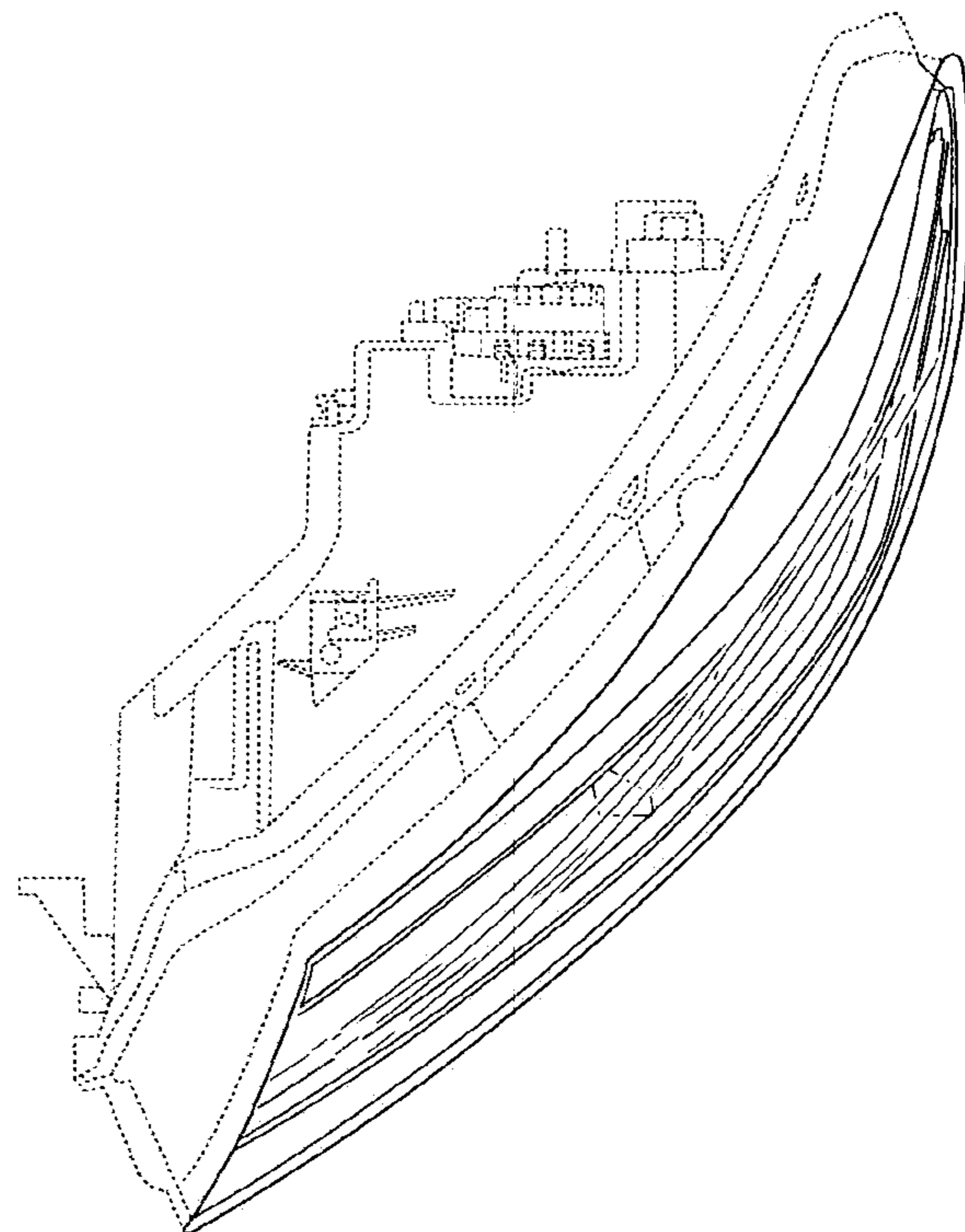


FIG.3

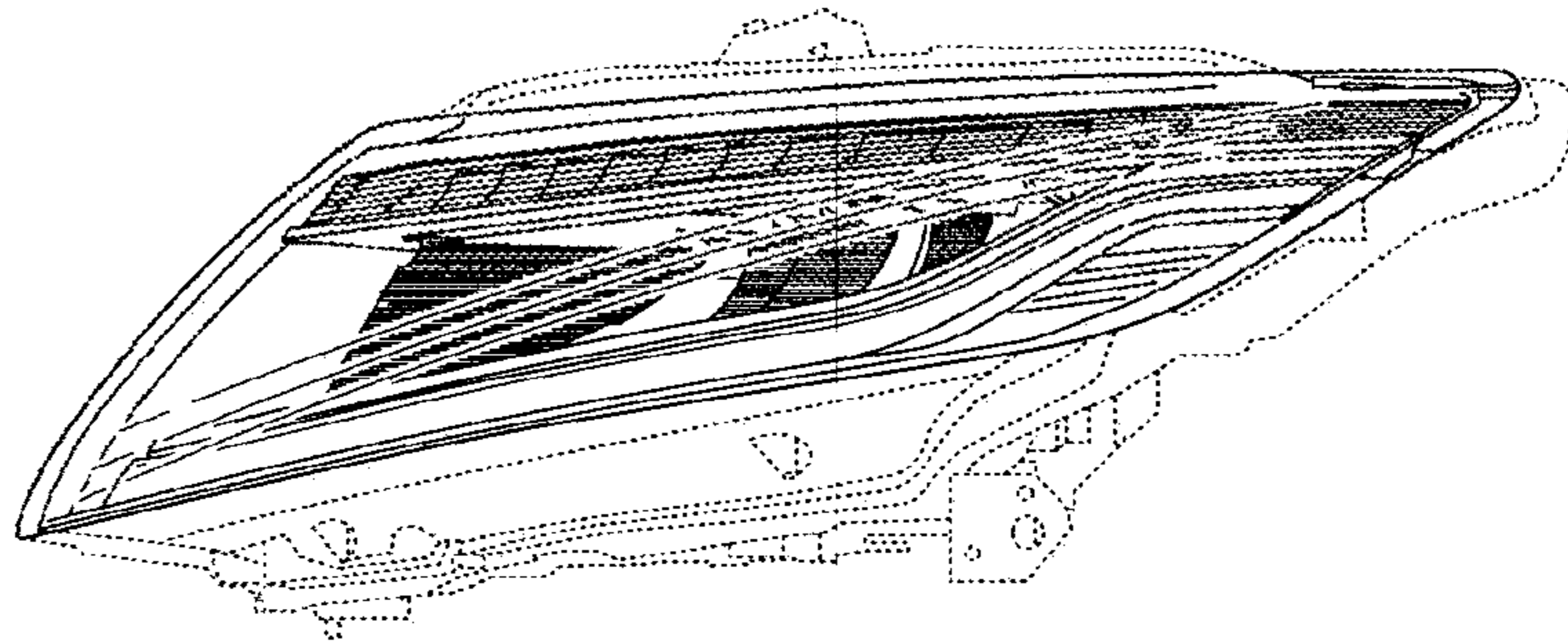


FIG.4

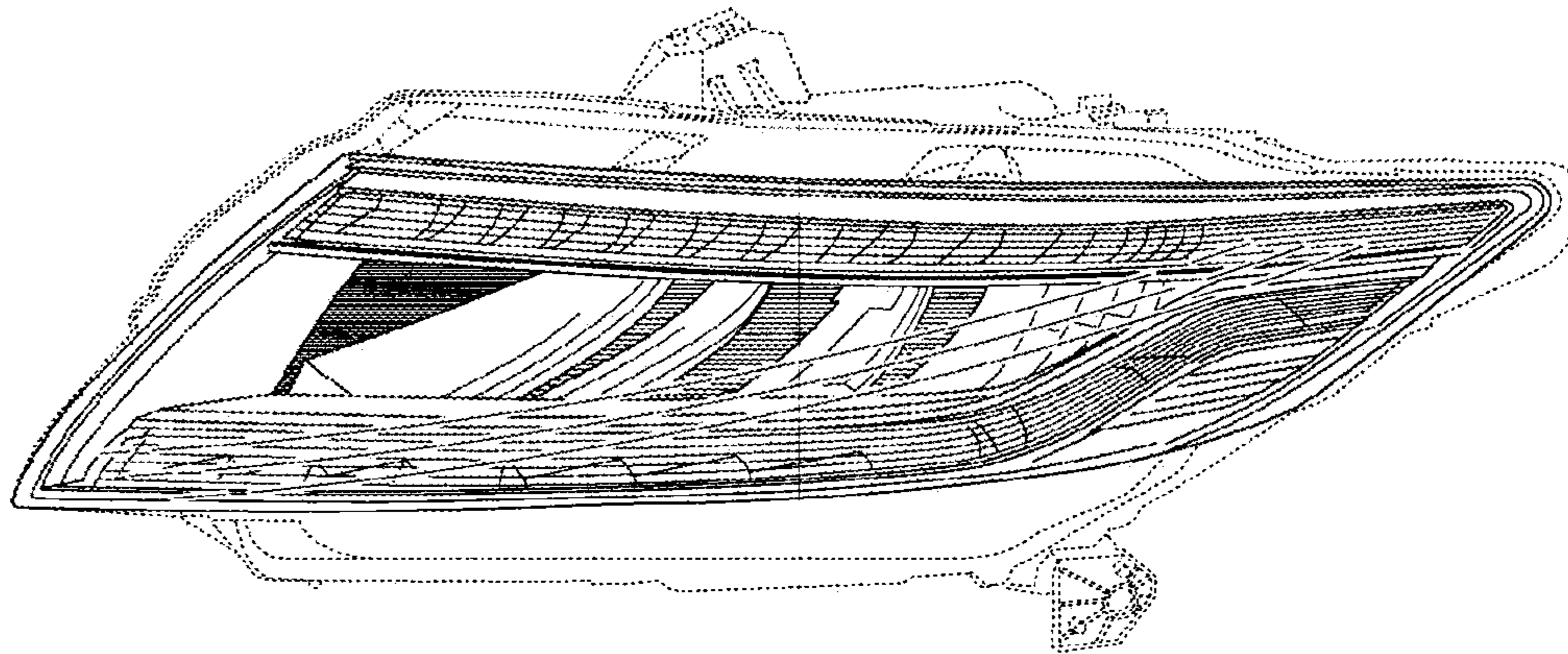


FIG.5

