



US00D773079S

(12) **United States Design Patent** (10) **Patent No.:** **US D773,079 S**
Bora et al. (45) **Date of Patent:** **** Nov. 29, 2016**

- (54) **LIGHT BULB**
- (71) Applicant: **ILUMI SOLUTIONS, INC.**, Plano, TX (US)
- (72) Inventors: **Swapnil Bora**, Plano, TX (US); **Corey Egan**, Dallas, TX (US); **Michael C. Wuensch**, Carrollton, TX (US)
- (73) Assignee: **ILUMI SOLUTION, INC.**, Plano, TX (US)
- (**) Term: **15 Years**
- (21) Appl. No.: **29/531,582**
- (22) Filed: **Jun. 26, 2015**
- (51) **LOC (10) Cl.** **26-04**
- (52) **U.S. Cl.**
USPC **D26/2**
- (58) **Field of Classification Search**
USPC D26/1-4; 313/313, 315, 316, 317, 318, 313/493; 315/52, 53, 56, 57, 58
CPC F21K 9/13; F21K 9/135; F21K 9/1375; H01J 5/00; H01J 5/48; H01J 5/50; F21V 5/00
See application file for complete search history.

8,025,417 B2	9/2011	Pohlert et al.	
D660,469 S *	5/2012	Mase	D26/2
D702,862 S *	4/2014	Bukkems	D26/2
8,742,694 B2	6/2014	Bora et al.	
8,764,242 B2	7/2014	Recker et al.	
8,770,771 B2	7/2014	Preta et al.	
8,890,435 B2	11/2014	Bora et al.	
8,896,218 B2	11/2014	Bora et al.	
8,896,232 B2	11/2014	Bora et al.	
D720,478 S *	12/2014	Zeng	D26/2
8,922,126 B2	12/2014	Bora et al.	
D722,710 S *	2/2015	Cho	D26/2
9,113,528 B2	8/2015	Bora et al.	
2007/0121319 A1	5/2007	Wolf et al.	
2011/0095687 A1	4/2011	Jonsson	
2013/0063042 A1	3/2013	Bora et al.	
2013/0113291 A1	5/2013	Recker et al.	
2013/0249392 A1	9/2013	Kim	
2014/0062297 A1	3/2014	Bora et al.	

* cited by examiner

Primary Examiner — Marcus Jackson
(74) *Attorney, Agent, or Firm* — Daniel J. Chalker; Edwin S. Flores; Chalker Flores, LLP

(57) **CLAIM**
The ornamental design for a light bulb, as shown and described.

DESCRIPTION

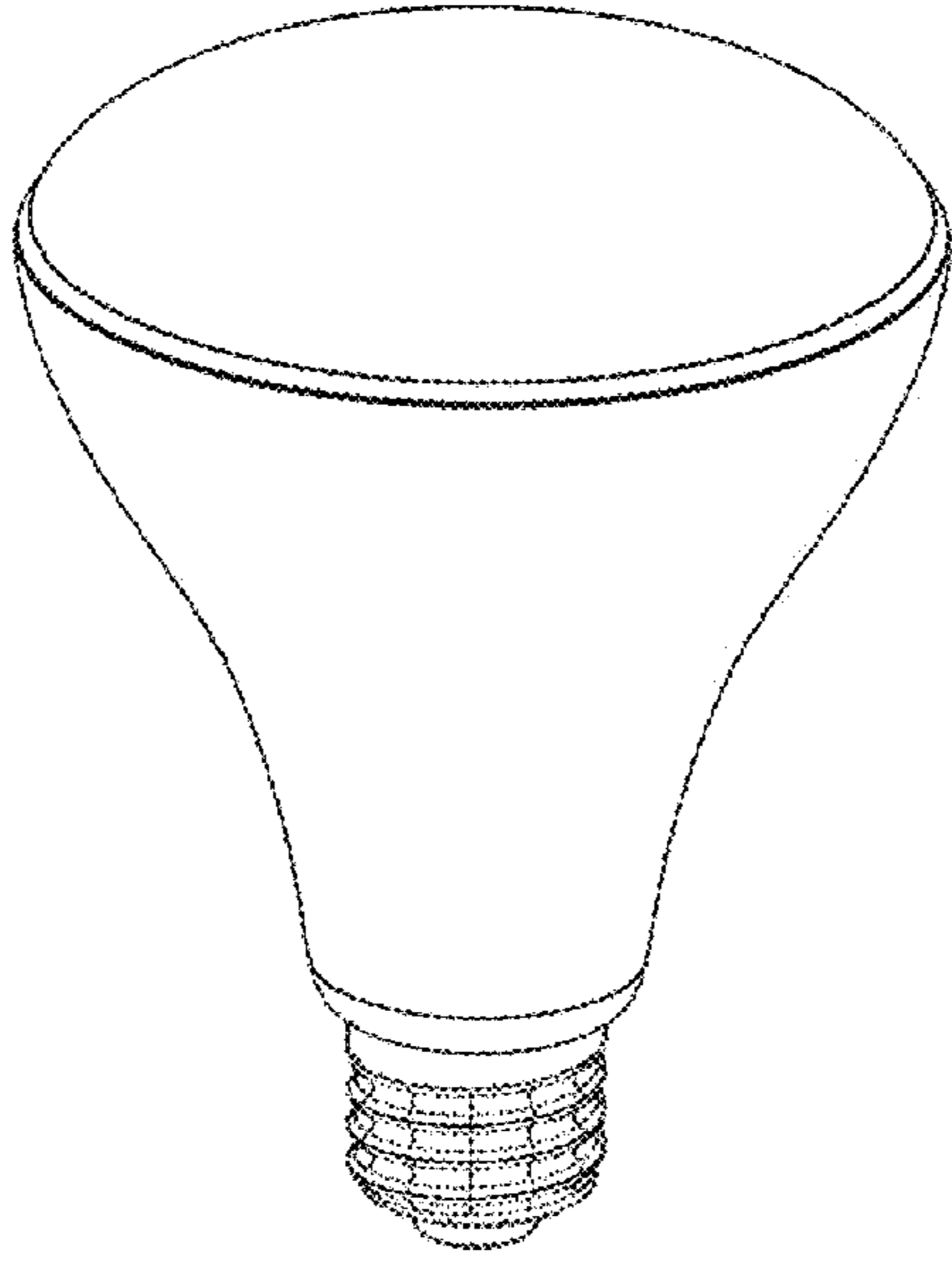
FIG. 1 is a line drawing of a perspective view of the light bulb;
FIG. 2 is a line drawing of a side view of the light bulb in which all the sides of the light bulb are identical;
FIG. 3 is an image showing a top view of the light bulb;
FIG. 4 is a line drawing of a top view of the light bulb; and,
FIG. 5 is a line drawing of a bottom view of the light bulb.
The broken lines are for illustration only and form no part of the claimed design. The screw-in connector shown in the figures is not part of the claimed design.

1 Claim, 5 Drawing Sheets

(56) **References Cited**

U.S. PATENT DOCUMENTS

D391,650 S *	3/1998	Hetzel	D26/3
6,211,626 B1	4/2001	Lys et al.	
6,965,205 B2	11/2005	Piegras et al.	
7,202,613 B2	4/2007	Morgan et al.	
D553,266 S *	10/2007	Maxik	D26/2
7,358,679 B2	4/2008	Lys et al.	
7,462,997 B2	12/2008	Mueller et al.	
7,659,674 B2	2/2010	Mueller et al.	
7,777,430 B2	8/2010	Catalano et al.	
7,845,823 B2	12/2010	Mueller et al.	



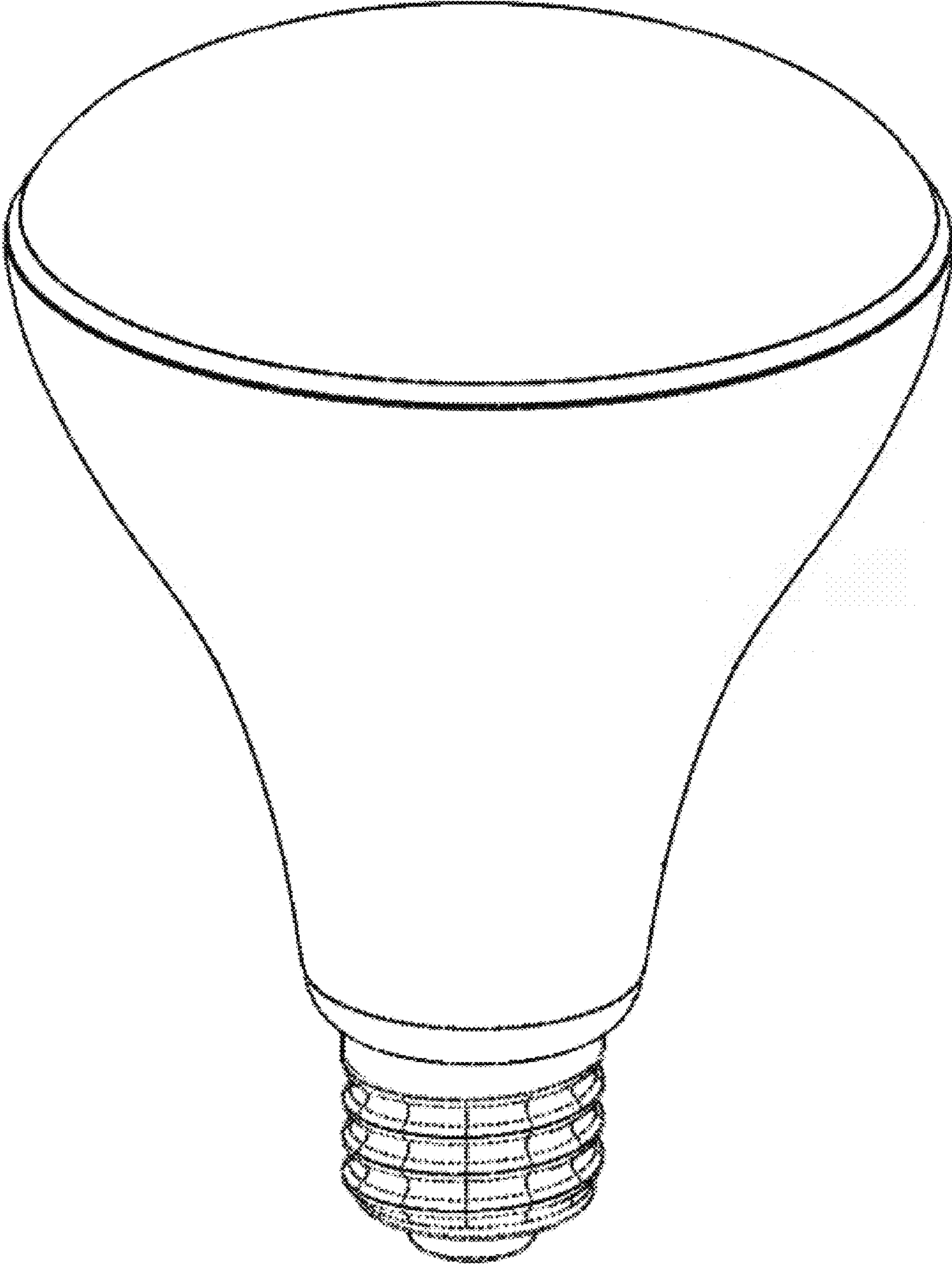


FIG.1

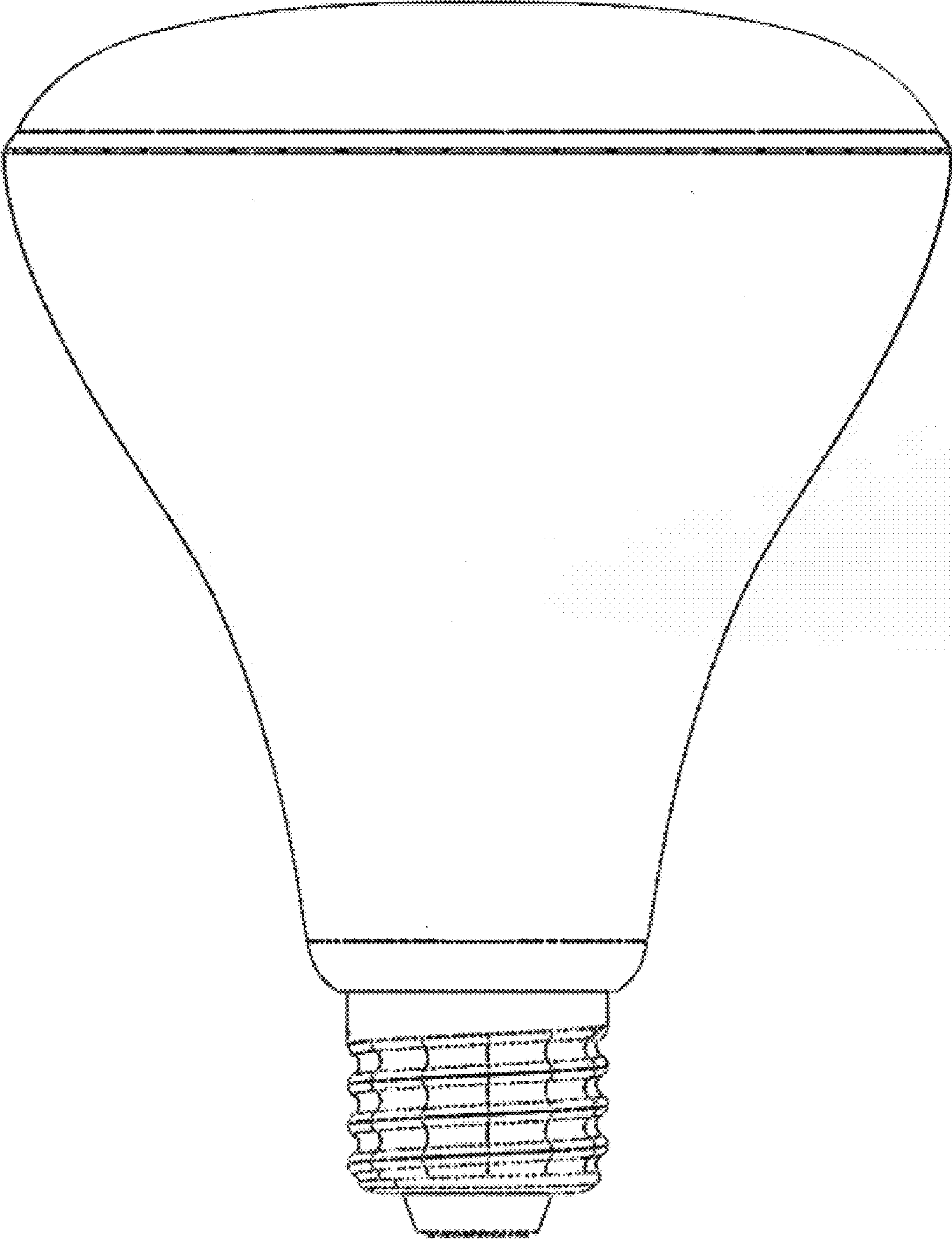


FIG. 2




FIG. 3




FIG. 4

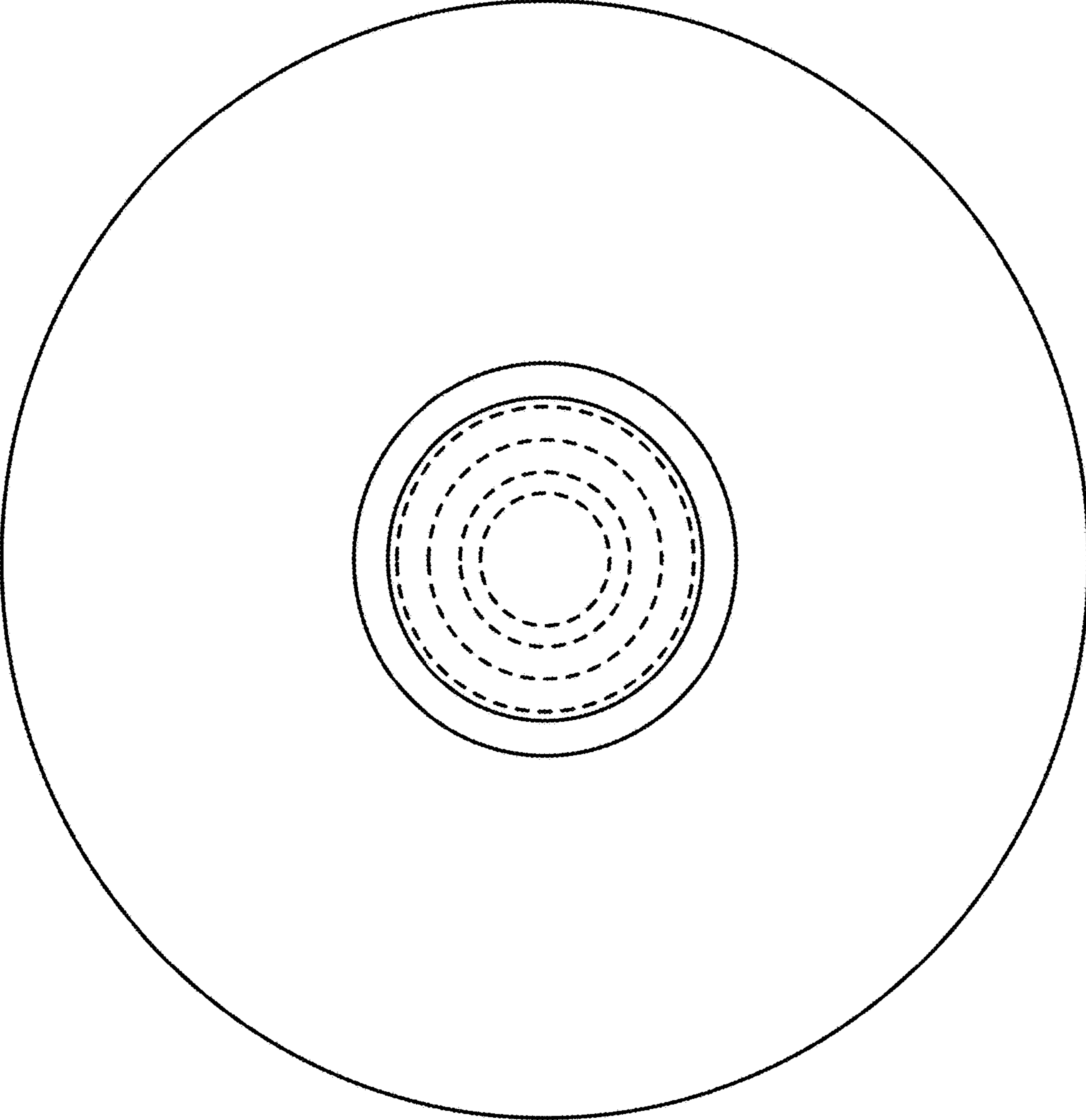


FIG. 5