



US00D773073S

(12) **United States Design Patent** (10) **Patent No.:** **US D773,073 S**
Bracher (45) **Date of Patent:** **** Nov. 29, 2016**

(54) **PANEL MEMBER**
(71) Applicant: **C.H. Briggs**, Reading, PA (US)
(72) Inventor: **Todd Bracher**, Brooklyn, NY (US)
(73) Assignee: **C. H. Briggs Company**, Reading, PA (US)
(**) Term: **15 Years**
(21) Appl. No.: **29/528,356**
(22) Filed: **May 28, 2015**
(51) **LOC (10) Cl.** **25-01**
(52) **U.S. Cl.**
USPC **D25/163**
(58) **Field of Classification Search**
USPC D25/42, 138, 139, 140, 141, 143, 144, D25/145, 146, 147, 148, 149, 151, 152, 153, D25/154, 155, 156, 157, 158, 159, 160, 161, D25/162, 163, 48.5, 58, 103, 142; D5/1, 5, D5/8, 11, 12, 15, 29, 43, 47, 54, 58, 53, 60, D5/99; D24/219
CPC E04B 2001/2481; E04B 1/84; E04B 1/8409; E04B 5/00; E04B 7/00; E04B 9/00; E04B 1/86; E04B 2001/1984; B32B 3/10; E04D 3/06; E04D 3/28; B31F 1/07
See application file for complete search history.

6,841,216 B2 * 1/2005 Daniel A47G 27/0243 428/44
D549,029 S * 8/2007 Daniel D5/60
D569,628 S * 5/2008 Harkenrider D5/60
7,921,789 B2 * 4/2011 Bailey A47G 27/0275 112/410
D653,777 S * 2/2012 Damen D25/138
8,468,772 B2 * 6/2013 Oakey A47G 27/0475 428/100
D705,547 S * 5/2014 Korkala D5/60
D728,828 S * 5/2015 Metcalf D25/103
9,090,117 B2 * 7/2015 Moore B44C 5/04
2015/0247327 A1 * 9/2015 Martin B44F 5/00 428/156

FOREIGN PATENT DOCUMENTS

KR 300574944.0000 * 10/2010

OTHER PUBLICATIONS

Arktura Architectural Products/Hart Associates Kansas (on-line), no date available. Retrieved from Internet Jun. 14, 2016, URL: <http://hartks.com/arktura-architectural/> (2 pages).*

* cited by examiner

Primary Examiner — Barbara Fox
Assistant Examiner — Kimberly Barnes
(74) *Attorney, Agent, or Firm* — Barley Snyder

CLAIM


(57) The ornamental design for a panel member, as shown and described.

DESCRIPTION

FIG. 1 is a top, front and right side perspective view of a panel member, showing the new design;
FIG. 2 is a top plan view thereof;
FIG. 3 is a front elevation view thereof.
FIG. 4 is a bottom plan view thereof;
FIG. 5 is a rear elevation view thereof;
FIG. 6 is a left side elevation view thereof; and,
FIG. 7 is a right side elevation view thereof.

1 Claim, 4 Drawing Sheets

(56) **References Cited**
U.S. PATENT DOCUMENTS
D8,553 S * 7/1875 Clark D5/8
D139,129 S * 10/1944 Raphaels D5/99
D152,753 S * 2/1949 Stone D13/121
D195,335 S * 6/1963 Speaker D25/163
D201,181 S * 5/1965 Seymour D25/163
D222,045 S * 9/1971 Ottinger et al. D25/163
3,621,615 A * 11/1971 Ottinger B24B 7/28 144/136.1
D236,989 S * 9/1975 Holman D14/214
6,329,040 B1 * 12/2001 Oshima B44F 3/00 428/156
D460,828 S * 7/2002 Chaffiotte D24/219



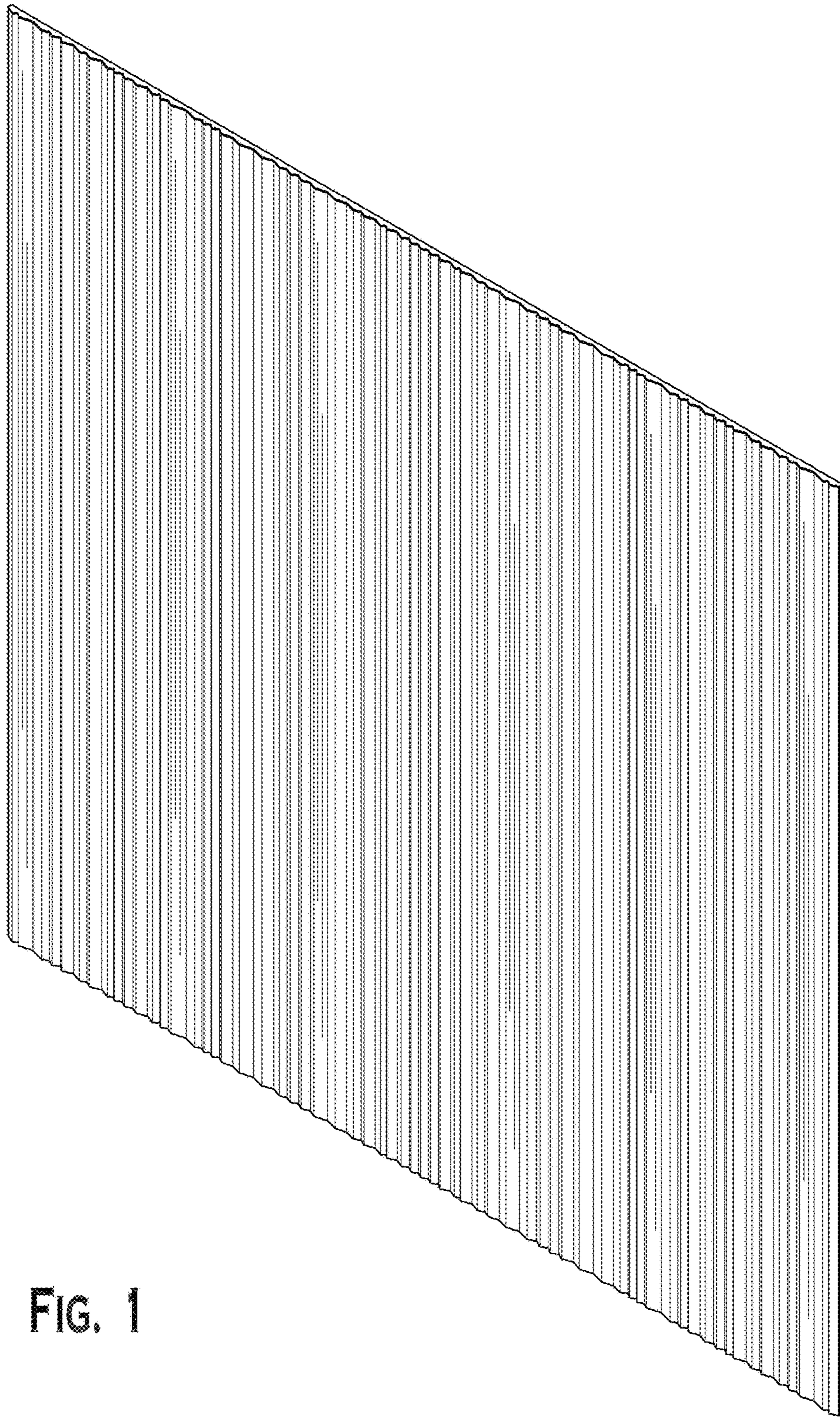


FIG. 1




FIG. 2



FIG. 3



FIG. 4




FIG. 5



FIG. 6



FIG. 7