



US00D773072S

(12) **United States Design Patent** (10) **Patent No.:** **US D773,072 S**
Magnuson et al. (45) **Date of Patent:** **** Nov. 29, 2016**

(54) **LANDSCAPING BLOCK**

(71) Applicants: **Richard Kenneth Magnuson**,
Richfield, MN (US); **Thomas S. Riccobene**,
Albuquerque, NM (US); **Robert A. MacDonald**,
Plymouth, MN (US)

(72) Inventors: **Richard Kenneth Magnuson**,
Richfield, MN (US); **Thomas S. Riccobene**,
Albuquerque, NM (US); **Robert A. MacDonald**,
Plymouth, MN (US)

(73) Assignee: **KEYSTONE RETAINING WALL SYSTEMS LLC**,
West Chester, OH (US)

(**) Term: **14 Years**

(21) Appl. No.: **29/518,428**

(22) Filed: **Feb. 24, 2015**

(51) **LOC (10) Cl.** **25-01**

(52) **U.S. Cl.**
USPC **D25/113**

(58) **Field of Classification Search**

USPC D5/43, 44; D21/484-486, 489-494,
D21/499-504; D25/112, 113, 118, 138,
D25/140, 151-153, 156-162; 52/102, 384,
52/389, 390, 503-505, 574-576,
52/603-612; 404/18-20, 27-42; 405/16,
405/284, 286
CPC B28B 7/0073; E01C 5/00; E01C 2201/06
See application file for complete search history.

(56) **References Cited**

U.S. PATENT DOCUMENTS

2,651,820 A * 9/1953 Hirsch E04F 15/022
52/311.2
D405,200 S * 2/1999 Hines D25/151
D442,703 S 5/2001 Fifield
D505,733 S 5/2005 Castonguay et al.
D540,954 S 4/2007 Bouchard
D574,514 S 8/2008 Bouchard
D574,516 S * 8/2008 Bouchard D25/113

(Continued)

FOREIGN PATENT DOCUMENTS

GB 1017188 * 5/1984
GB 2031585 * 10/1993
GB 2106755 * 11/2002

OTHER PUBLICATIONS

<http://www.gardeners.com/buy/recycled-rubber-brick-paver-mats/37-563.html> Available Jan. 22, 2015.*

(Continued)

Primary Examiner — Susan Bennett Hattan

Assistant Examiner — Leanne Was

(74) *Attorney, Agent, or Firm* — Popovich, Wiles & O'Connell, P.A.

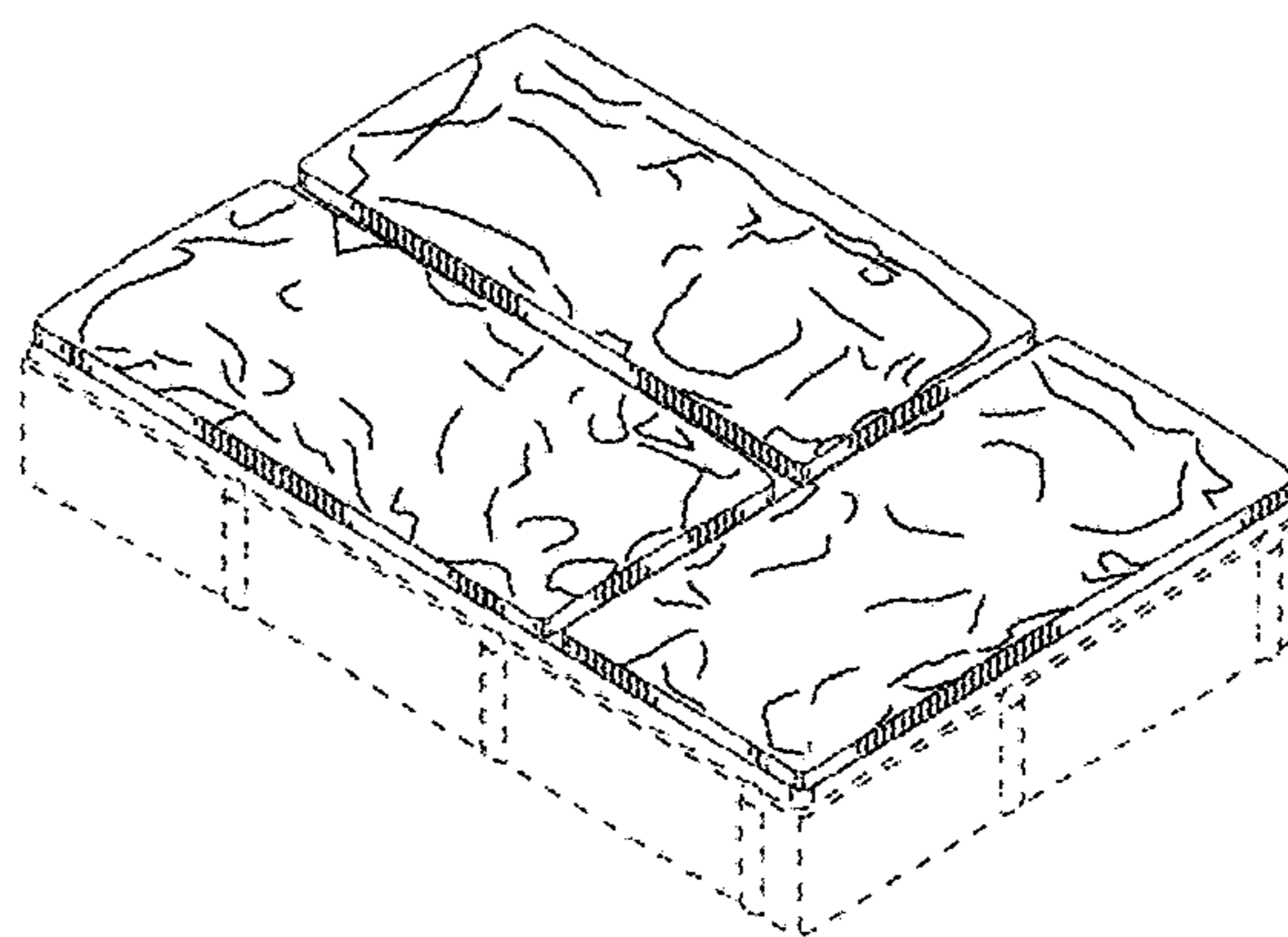
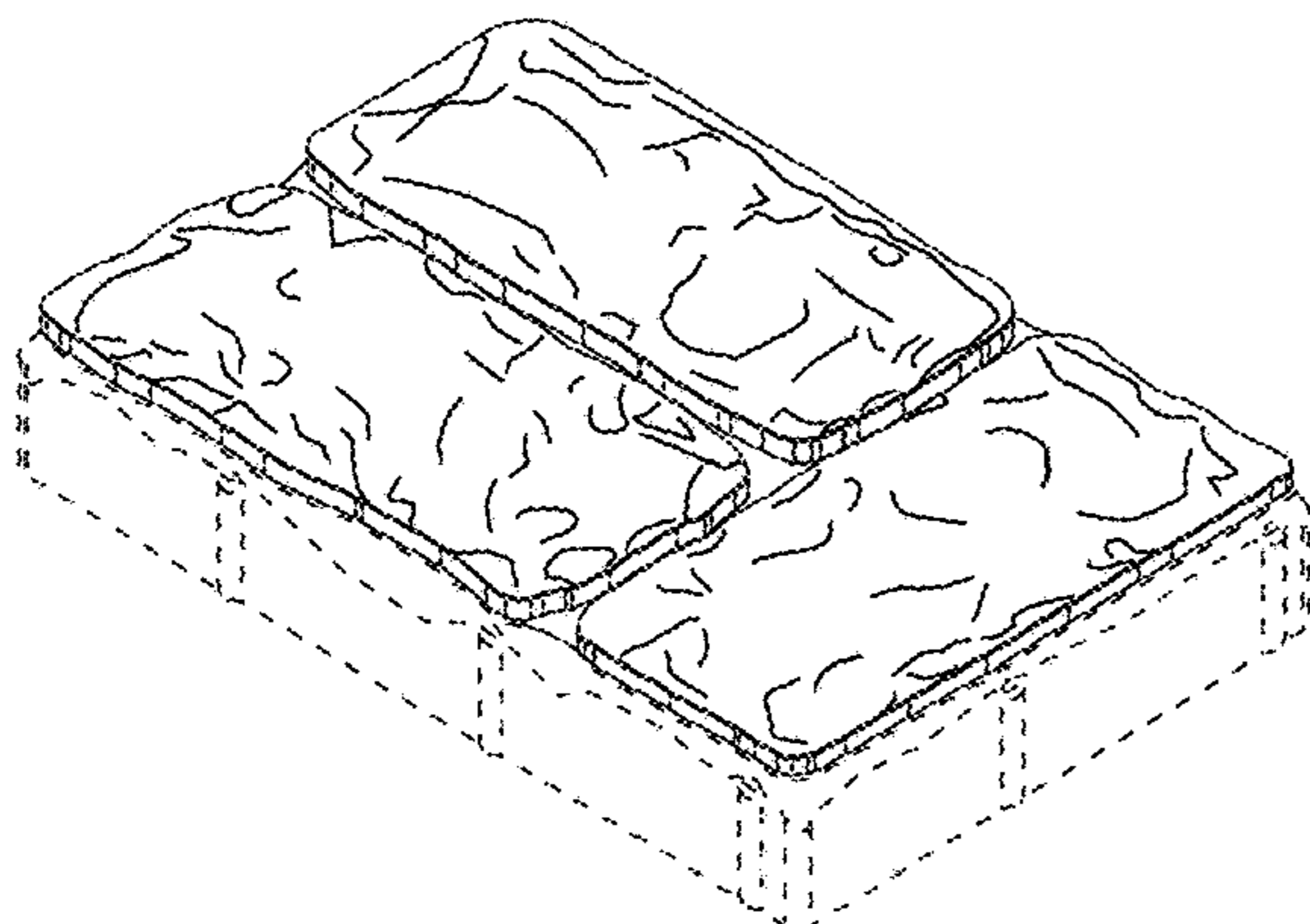
(57) **CLAIM**

The ornamental design for a landscaping block, as shown and described.

DESCRIPTION

FIG. 1 is a front top perspective view of an embodiment of a landscaping block according to our new design;
FIG. 2 is rear side elevational view thereof;
FIG. 3 is a top plan view thereof;
FIG. 4 is a front side elevational view thereof;
FIG. 5 is a bottom plan view thereof;
FIG. 6 is a left side elevational view thereof;
FIG. 7 is a right side elevational view thereof;
FIG. 8 is a front top perspective view of an embodiment of a landscaping block according to our new design;
FIG. 9 is rear side elevational view thereof;
FIG. 10 is a top plan view thereof;
FIG. 11 is a front side elevational view thereof;
FIG. 12 is a bottom plan view thereof;
FIG. 13 is a left side elevational view thereof; and,
FIG. 14 is a right side elevational view thereof.
The portions of the landscaping block shown in broken lines form no part of the claimed design.

1 Claim, 2 Drawing Sheets



(56)

References Cited

U.S. PATENT DOCUMENTS

D582,057 S * 12/2008 Plies D25/113
 D639,454 S * 6/2011 Thomassen D25/113
 D656,242 S * 3/2012 MacDonald D25/113
 D656,625 S * 3/2012 MacDonald D25/113
 D656,626 S 3/2012 MacDonald et al.
 D656,627 S 3/2012 MacDonald et al.
 D660,460 S 5/2012 Dixon et al.
 8,336,278 B2 * 12/2012 Smith E01C 5/223
 52/477
 D674,118 S * 1/2013 MacDonald D25/113
 D674,119 S 1/2013 MacDonald et al.
 D678,552 S * 3/2013 Mugge D25/113
 D689,624 S * 9/2013 Pacitto D25/113
 D701,619 S * 3/2014 Pacitto D25/113
 2005/0129913 A1 * 6/2005 Kobayashi E04D 13/1687
 428/167
 2007/0166102 A1 7/2007 Cornaz

2007/0289247 A1 * 12/2007 Hamel B28B 7/007
 52/596
 2008/0025793 A1 * 1/2008 Dupuis E01C 5/00
 404/42
 2010/0223880 A1 * 9/2010 Smith E01C 5/223
 52/778
 2012/0163909 A1 * 6/2012 Liu E04F 15/105
 404/34
 2014/0345224 A1 * 11/2014 Hamel B28B 7/007
 52/311.2
 2015/0117950 A1 * 4/2015 Martinez A47G 29/1216
 404/73

OTHER PUBLICATIONS

<http://www.keystonewalls.com/pages/products/CobblestonePavers.html> Available Dec. 30, 2013.*
<http://www.tiletechpavers.com/design-patterns-of-concrete-pavers/> Available Dec. 23, 2014.*

* cited by examiner

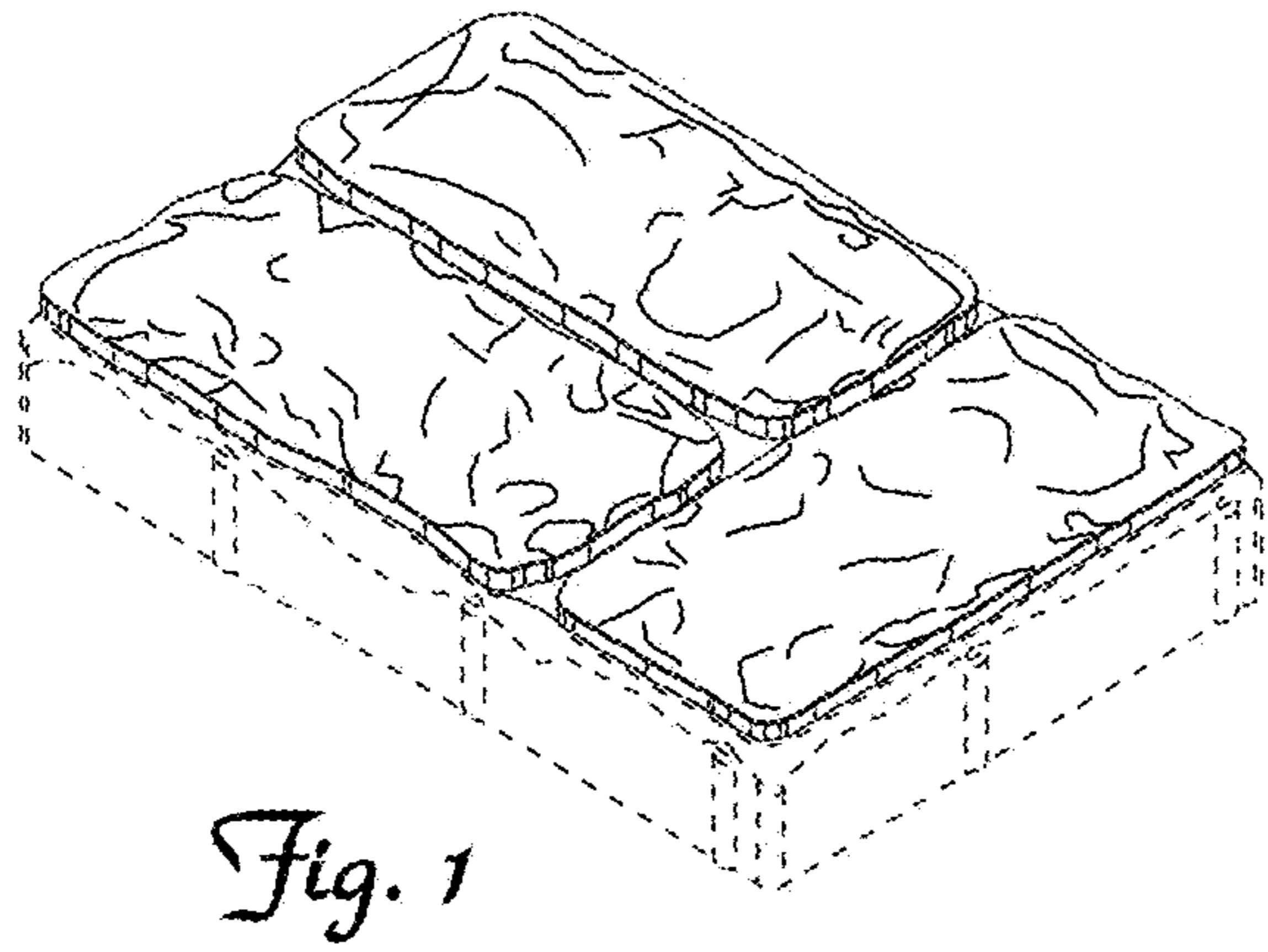


Fig. 1



Fig. 2




Fig. 3




Fig. 5




Fig. 4




Fig. 6




Fig. 7

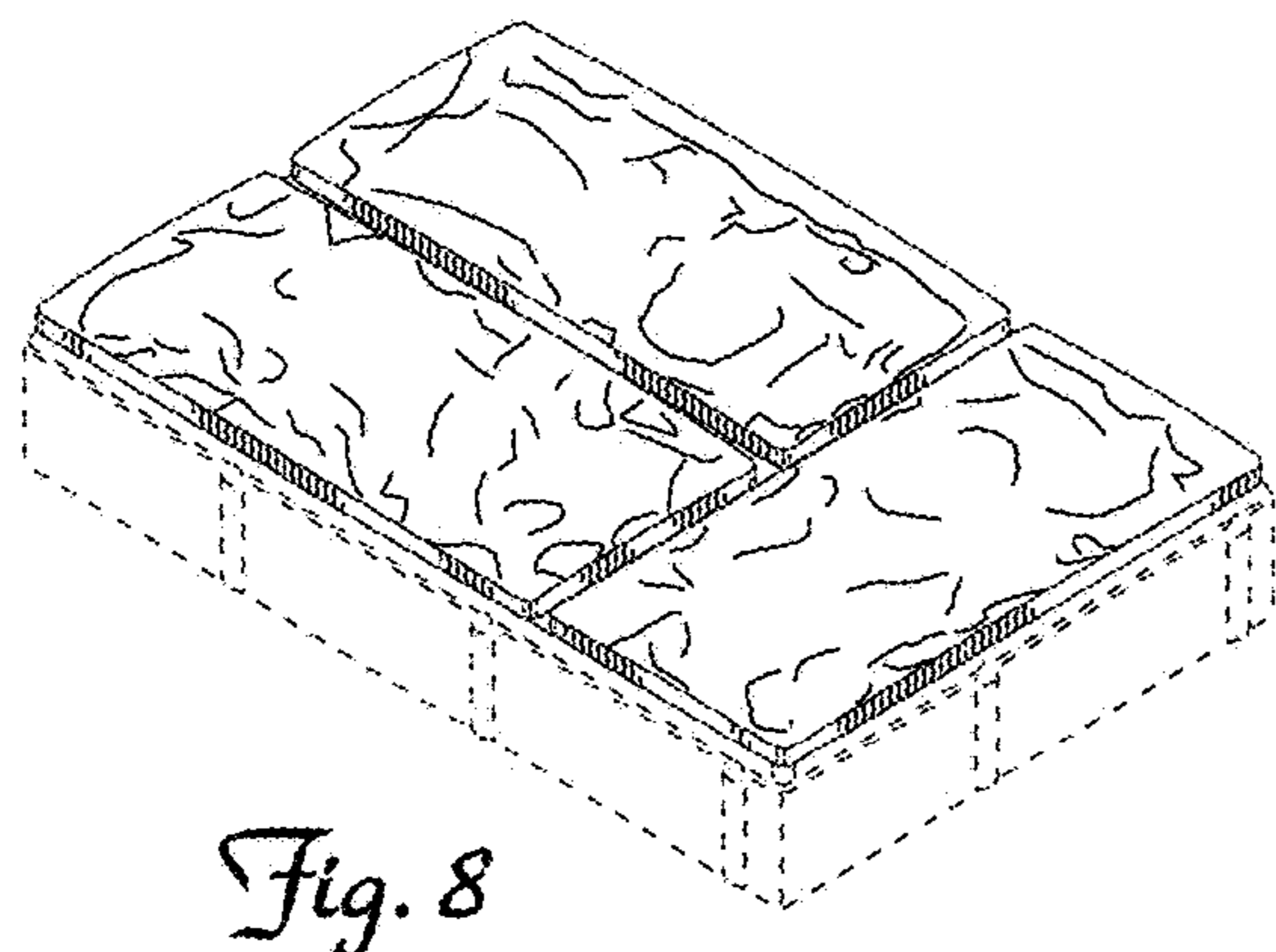


Fig. 8

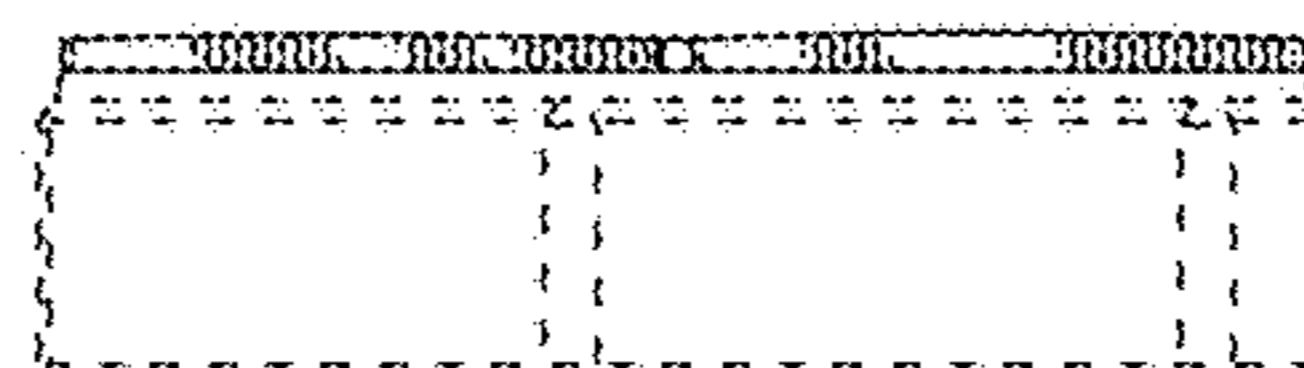


Fig. 9

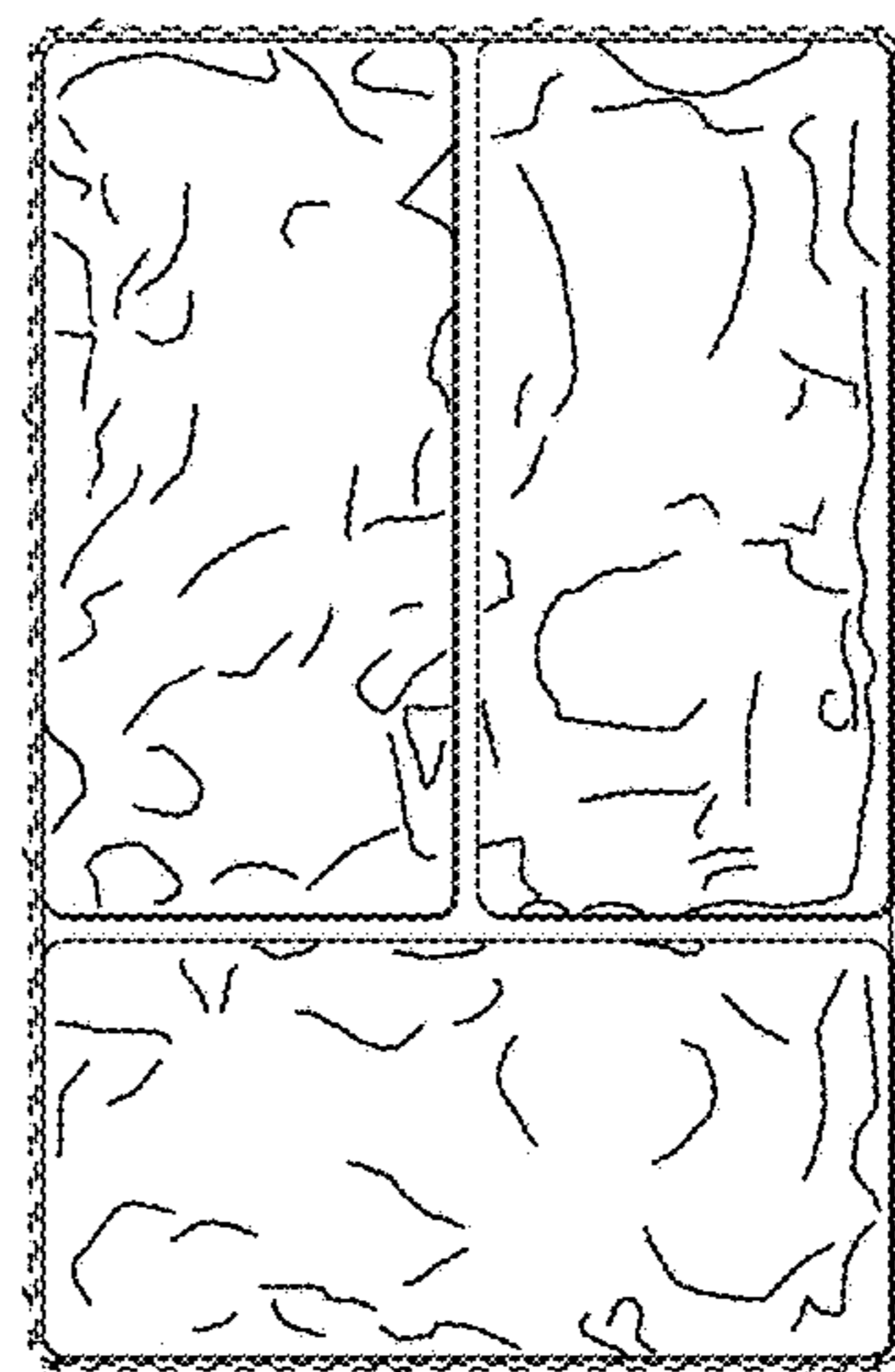


Fig. 10




Fig. 12




Fig. 11




Fig. 13

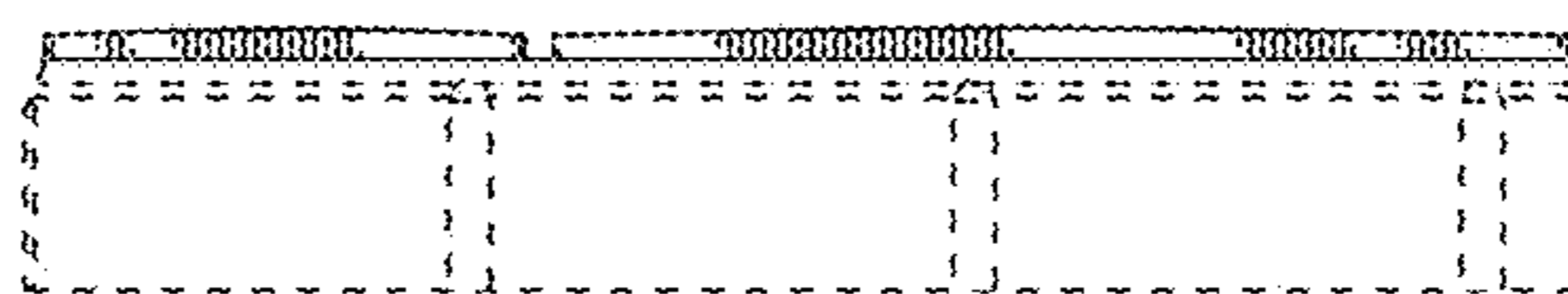


Fig. 14