



US00D773071S

(12) **United States Design Patent**
Hakoda

(10) **Patent No.:** **US D773,071 S**

(45) **Date of Patent:** **** Nov. 29, 2016**

(54) **CELL SORTER**

(71) Applicant: **Sony Corporation**, Tokyo (JP)

(72) Inventor: **Katsuhisa Hakoda**, Kanagawa (JP)

(73) Assignee: **Sony Corporation**, Tokyo (JP)

(**) Term: **15 Years**

(21) Appl. No.: **29/531,545**

(22) Filed: **Jun. 26, 2015**

(30) **Foreign Application Priority Data**

May 22, 2015 (JP) D2015-011277
May 22, 2015 (JP) D2015-011278

(51) **LOC (10) Cl.** **24-01**

(52) **U.S. Cl.**
USPC **D24/232**; D10/81; D10/97; D24/216

(58) **Field of Classification Search**
USPC D10/81, 97; D24/216, 232
CPC G01F 1/00-1/90; G01F 3/00-3/38;
G01F 5/00-5/005; G01F 7/00-7/005; G01F
9/00-9/026; G01F 11/00-11/46; G01F
13/00-13/008; G01F 15/00-15/185; G01F
17/00; G01F 19/00
See application file for complete search history.

(56) **References Cited**

U.S. PATENT DOCUMENTS

D297,564 S * 9/1988 Yamamoto D24/232
D347,396 S * 5/1994 Ohnuma D10/81
D367,867 S * 3/1996 Suzuki D10/81
6,274,087 B1 * 8/2001 Preston G01N 35/1004
422/510

7,141,413 B2 * 11/2006 Yamamoto C12M 23/48
435/286.2
D599,234 S * 9/2009 Ito D10/81
8,663,559 B2 * 3/2014 Shibata G01N 35/00584
422/50
D711,264 S * 8/2014 Antonczak D10/81
D719,666 S * 12/2014 Manian D24/216
8,958,950 B2 * 2/2015 Rothhamel B62D 1/00
180/447
D737,702 S * 9/2015 Selberg D10/81
D745,423 S * 12/2015 Khattak D10/81

* cited by examiner

Primary Examiner — Antoine D Davis

(74) *Attorney, Agent, or Firm* — Michael Best and Friedrich LLP

(57) **CLAIM**

The ornamental design for a cell sorter, as shown.

DESCRIPTION

FIG. 1 is a perspective view of a first embodiment of a cell sorter showing our new design;
FIG. 2 is a front elevational view thereof;
FIG. 3 is a rear elevational view thereof;
FIG. 4 is a left side elevational view thereof;
FIG. 5 is a right side elevational view thereof; and
FIG. 6 is a top plan view thereof; and
FIG. 7 is a bottom plan view thereof.
FIG. 8 is a perspective view of a second embodiment of a cell sorter showing our new design;
FIG. 9 is a front elevational view thereof;
FIG. 10 is a rear elevational view thereof;
FIG. 11 is a left side elevational view thereof;
FIG. 12 is a right side elevational view thereof;
FIG. 13 is a top plan view thereof; and
FIG. 14 is a bottom plan view thereof.

1 Claim, 14 Drawing Sheets



FIG. 1



FIG. 2




FIG. 3




FIG. 4




FIG. 5




FIG. 6




FIG. 7




FIG. 8



FIG. 9




FIG. 10




FIG. 11



FIG. 12




FIG. 13




FIG. 14

