



US00D773068S

(12) **United States Design Patent** (10) **Patent No.:** **US D773,068 S**  
**Curry et al.** (45) **Date of Patent:** **\*\* \*Nov. 29, 2016**

(54) **VIAL ASSEMBLY**

B01L 3/508; B01L 2300/0681; B01L 2300/047; B01L 2400/0457; G01N 1/42

(71) Applicant: **Becton, Dickinson and Company**, Franklin Lakes, NJ (US)

See application file for complete search history.

(72) Inventors: **Adam C. Curry**, Raleigh, NC (US); **Jeffrey S. Krause**, Monkton, MD (US); **Melody M. H. Kuroda**, Durham, NC (US); **Dwight Livingston**, Fallston, MD (US); **Michael Justin Lizzi**, Stewartstown, PA (US); **Artis R. Lockhart**, Durham, NC (US); **Ernie Ritchey**, Middle River, MD (US); **Michael L. Marshall**, Lewis Center, OH (US); **M. Scott Ulrich**, Columbus, OH (US)

(56) **References Cited**

U.S. PATENT DOCUMENTS

3,958,944	A	5/1976	Wong	
D357,985	S	5/1995	Burns	
D385,793	S	11/1997	Marsal	
5,948,364	A	9/1999	Niermann et al.	
6,156,199	A	12/2000	Zuk, Jr.	
D445,908	S	7/2001	Conway	
D447,812	S	9/2001	Conway	
D457,247	S	5/2002	Iheme et al.	
6,432,665	B1 *	8/2002	Tice	B01L 3/5082 435/287.1
D600,579	S	9/2009	Wounder	
D621,522	S	8/2010	Wilkinson	

(Continued)

(73) Assignee: **Becton, Dickinson and Company**, Franklin Lakes, NJ (US)

(\*) Notice: This patent is subject to a terminal disclaimer.

*Primary Examiner* — Anhdao Doan  
(74) *Attorney, Agent, or Firm* — Lerner, David, Littenberg, Krumholz & Mentlik, LLP

(\*\*) Term: **15 Years**

(57) **CLAIM**

(21) Appl. No.: **29/540,767**

The ornamental design for a vial assembly, as shown and described.

(22) Filed: **Sep. 28, 2015**

**DESCRIPTION**

**Related U.S. Application Data**

(60) Continuation of application No. 29/466,886, filed on Sep. 12, 2013, now Pat. No. Des. 739,953, which is a division of application No. 29/418,182, filed on Apr. 12, 2012, now Pat. No. Des. 693,941.

(51) **LOC (10) Cl.** ..... **24-01**

(52) **U.S. Cl.**

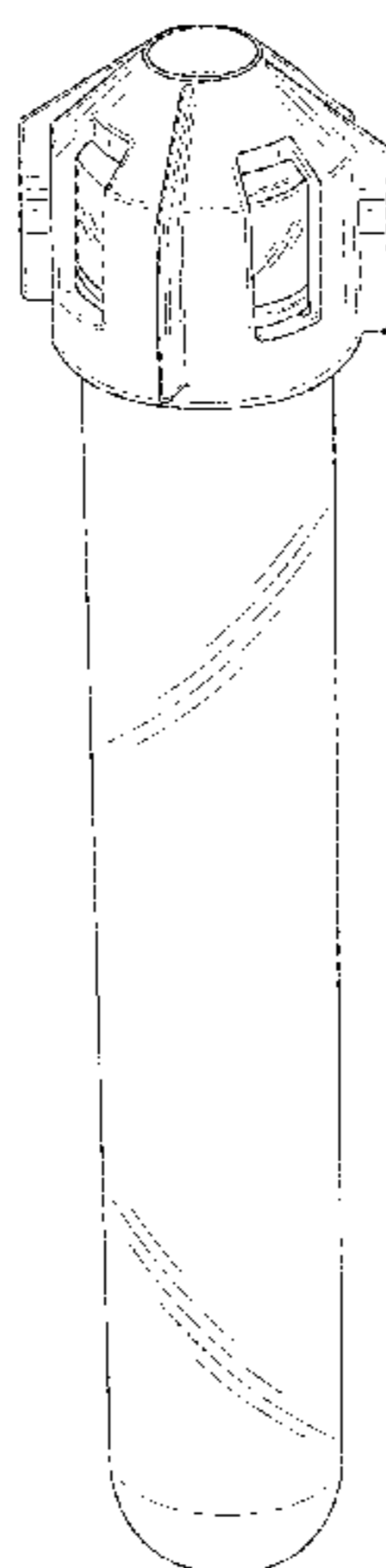
USPC ..... **D24/224**

(58) **Field of Classification Search**

USPC ..... D24/121, 216, 223, 224, 227  
CPC ..... B01L 2200/0647; B01L 2200/16; B01L 2300/06; B01L 2300/042; B01L 2300/0829; B01L 2300/0832; B01L 3/502;

FIG. 1 is a perspective view of a vial assembly according to our new design;  
FIG. 2 is a front view thereof, the rear view being a mirror image thereof;  
FIG. 3 is a right side view thereof, the left side view being a mirror image thereof;  
FIG. 4 is a top view thereof;  
FIG. 5 is a bottom view thereof;  
FIG. 6 is an exploded front view thereof; and,  
FIG. 7 is an exploded perspective view thereof.  
The broken lines in the drawing views illustrate portions of the vial assembly that form no part of the claimed design.

**1 Claim, 5 Drawing Sheets**



(56)

**References Cited**

U.S. PATENT DOCUMENTS

D640,797 S 6/2011 Wilkinson  
8,057,762 B2 11/2011 Kacian et al.  
8,480,981 B2 7/2013 Hargett, Jr.  
8,535,945 B2 9/2013 Halverson

8,550,273 B2 10/2013 Levin et al.  
2011/0146420 A1\* 6/2011 Okada ..... B01L 3/5021  
73/864.51  
2012/0048827 A1\* 3/2012 Levin ..... B01L 3/5082  
215/329  
2013/0140262 A1\* 6/2013 Macy ..... B01L 3/50825  
215/296

\* cited by examiner

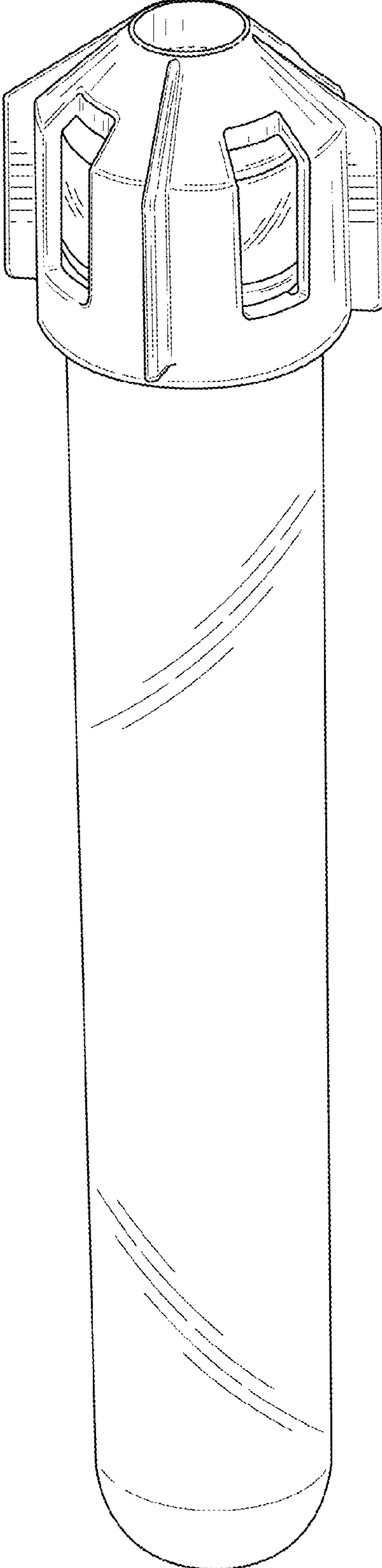


FIG. 1

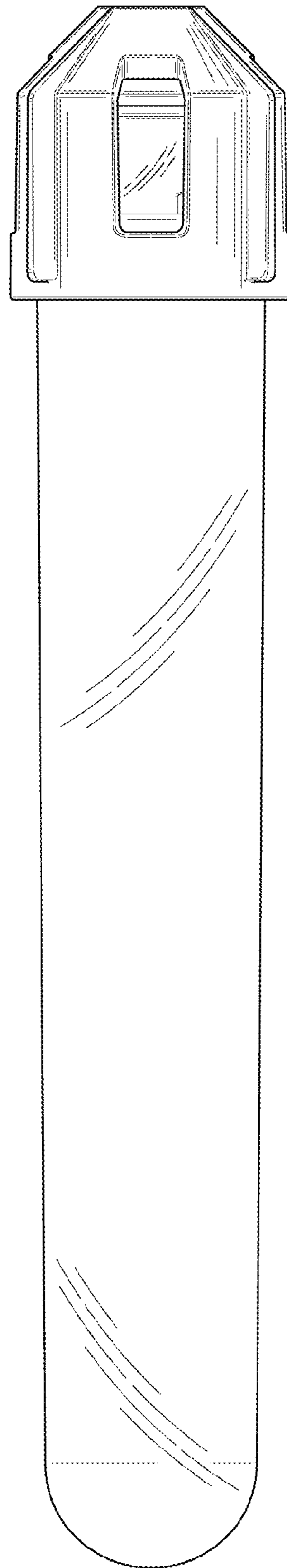


FIG. 2

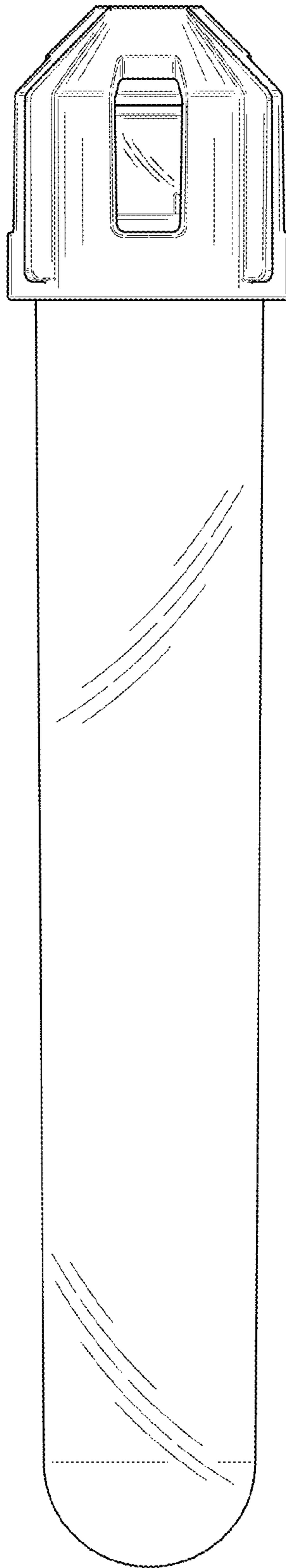


FIG. 3

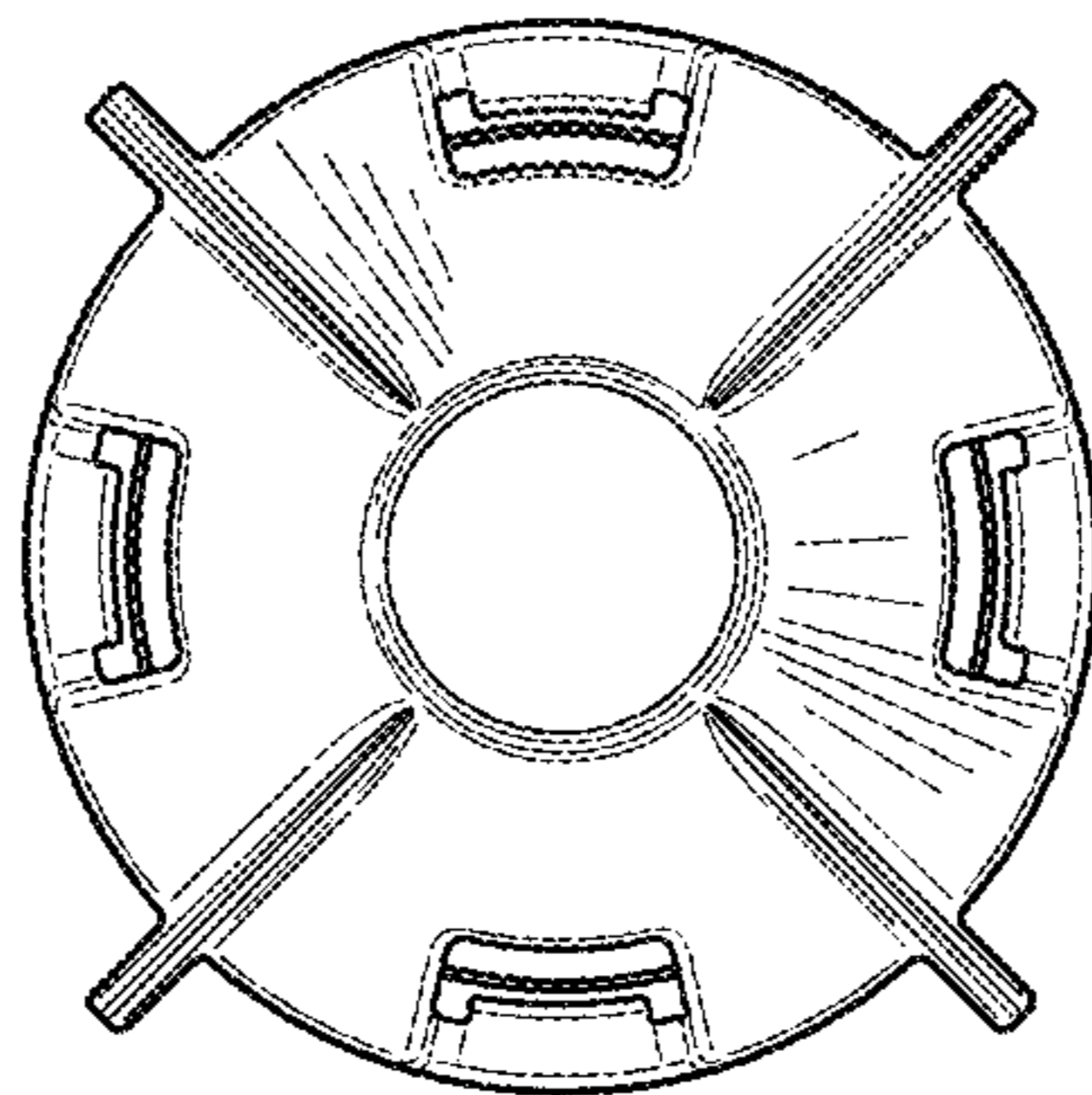


FIG. 4

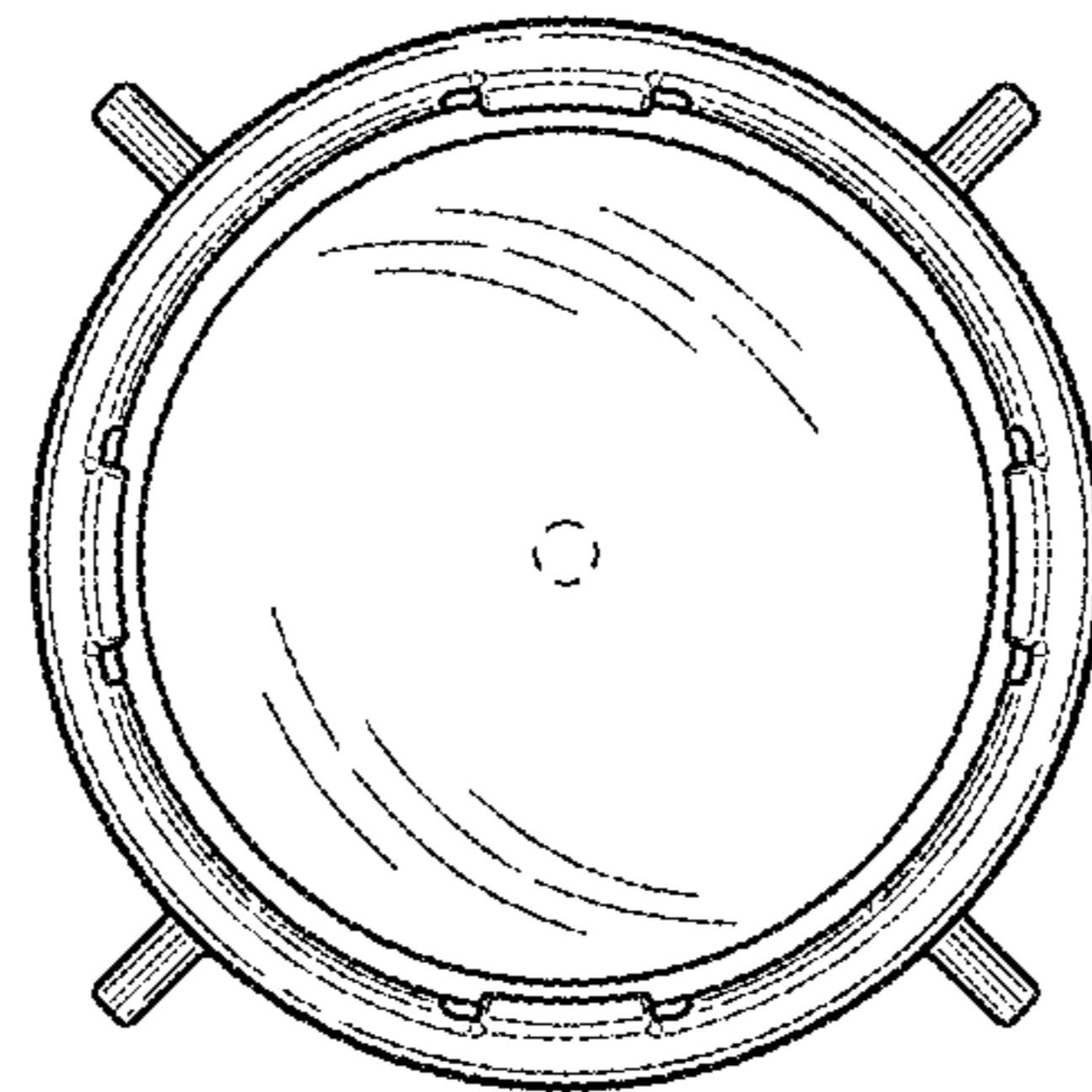


FIG. 5


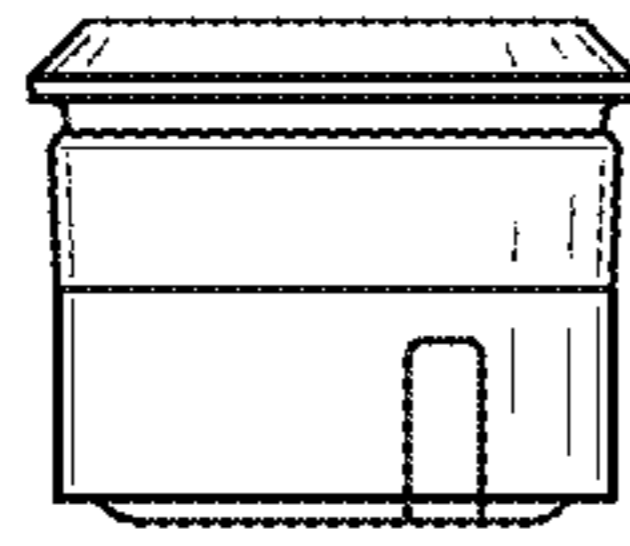

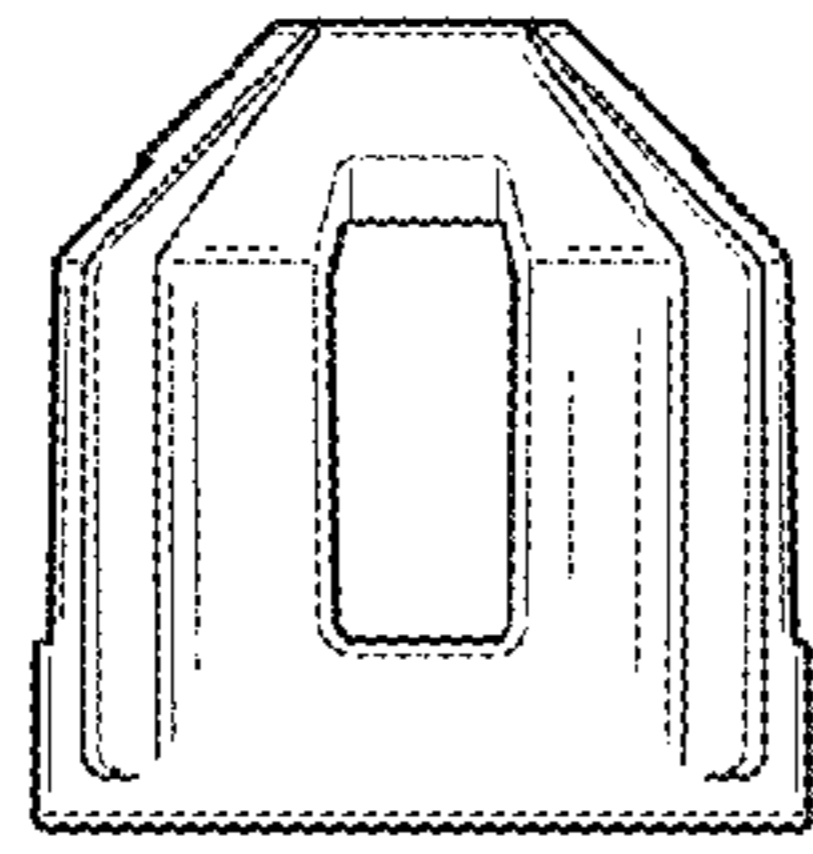


FIG. 6

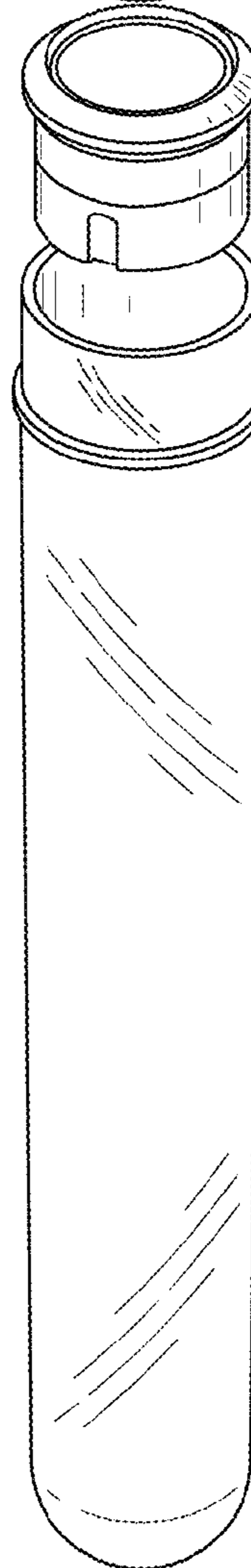
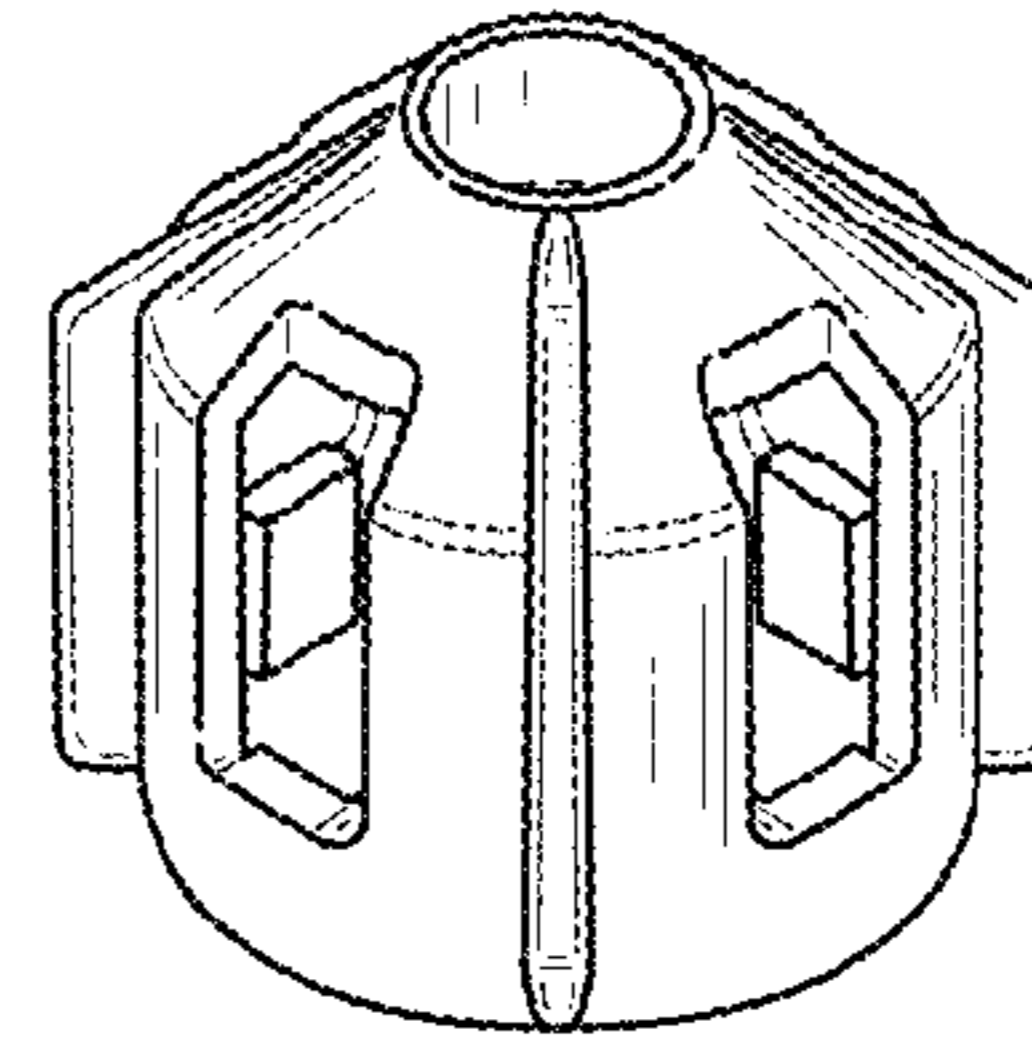


FIG. 7