



US00D773066S

(12) **United States Design Patent** (10) **Patent No.:** **US D773,066 S**  
**Sedic** (45) **Date of Patent:** **\*\* Nov. 29, 2016**

(54) **MESSAGE RING**  
(71) Applicant: **LELO Inc.**, San Jose, CA (US)  
(72) Inventor: **Filip Sedic**, Stockholm (SE)  
(73) Assignee: **LELO Inc.**, San Jose, CA (US)  
(\*\*) Term: **15 Years**  
(21) Appl. No.: **29/538,785**  
(22) Filed: **Sep. 8, 2015**  
(51) **LOC (10) Cl.** ..... **28-03**  
(52) **U.S. Cl.**  
USPC ..... **D24/215**  
(58) **Field of Classification Search**  
USPC ..... D24/200, 211, 212, 213, 214, 215;  
601/19, 27-32, 46, 48, 52, DIG. 12,  
601/DIG. 14, DIG. 15, DIG. 16, DIG. 17, 99,  
601/112, 113, 118, 119, 120, 121;  
D30/160; D14/218; D11/26  
CPC ..... A61H 19/30; A61H 19/32; A61H 19/34;  
A61H 19/40; A61H 19/44; A61H 19/50;  
A61H 19/00; A61H 2201/0153; A61H  
2201/0207; A61H 2201/0263; A61H  
2201/0111; A61H 2201/1253; A61H  
2205/082; A61H 2205/085; A61H 15/0085;  
A61H 15/0092  
See application file for complete search history.

(56) **References Cited**  
U.S. PATENT DOCUMENTS  
D262,908 S \* 2/1982 Pesco ..... D24/211  
D523,958 S \* 6/2006 Fang ..... D24/105  
D552,748 S \* 10/2007 Gromosaik ..... D11/26  
D552,749 S \* 10/2007 Gromosaik ..... D11/26  
D557,806 S \* 12/2007 Gromosaik ..... D24/105  
D581,544 S \* 11/2008 Adams ..... D24/105  
D648,861 S \* 11/2011 Chong ..... D24/215  
D704,346 S \* 5/2014 Tai ..... D24/215  
D704,347 S \* 5/2014 Tai ..... D24/215

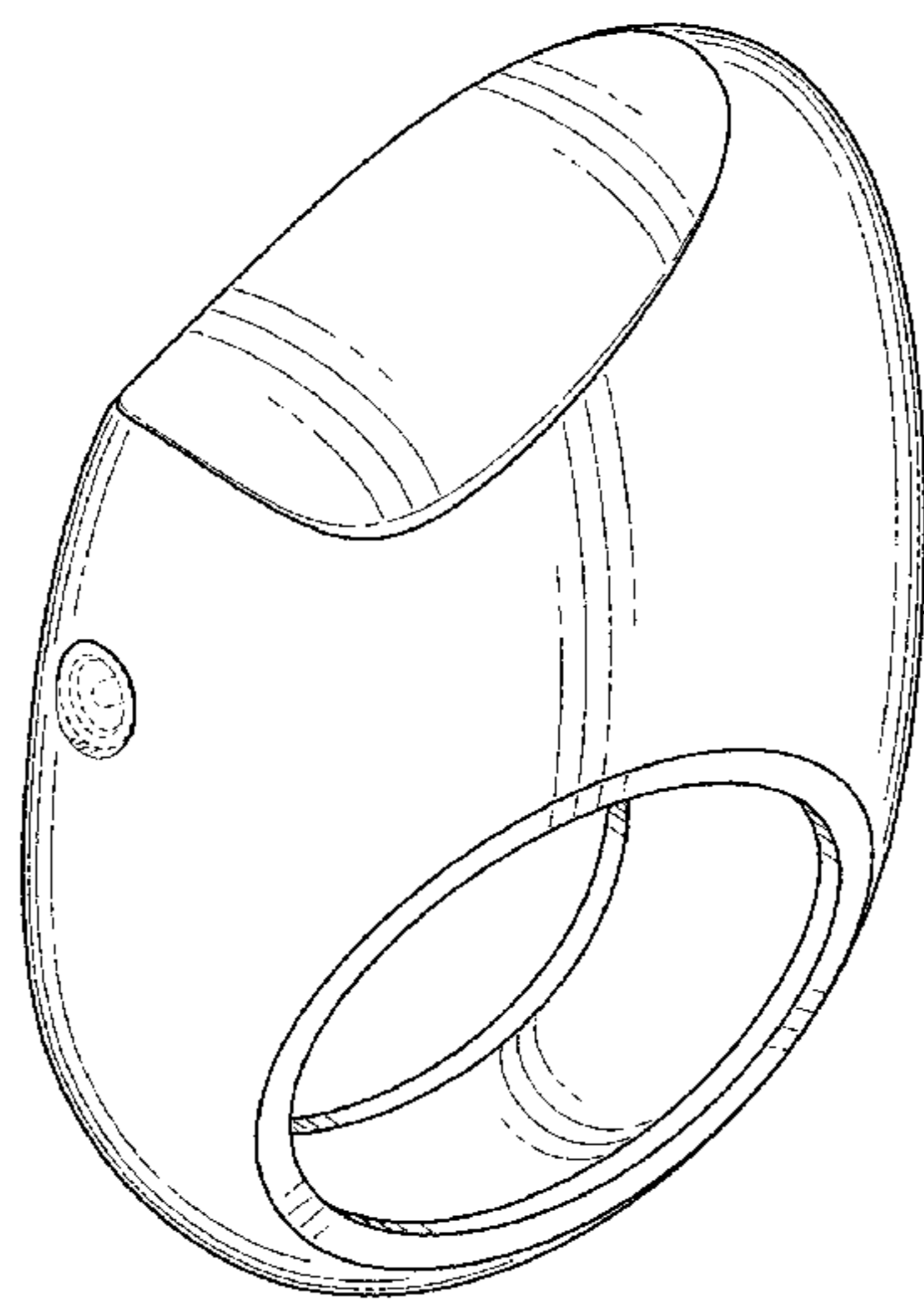
D705,940 S \* 5/2014 Tai ..... D24/215  
D706,436 S \* 6/2014 Hahr ..... D24/215  
D706,437 S \* 6/2014 Hahr ..... D24/215  
D706,438 S \* 6/2014 Hahr ..... D24/215  
D706,439 S \* 6/2014 Hahr ..... D24/215  
D706,443 S \* 6/2014 Hahr ..... D24/215  
D715,954 S \* 10/2014 Sedic ..... D24/215  
D725,283 S \* 3/2015 Sedic ..... D24/215  
D728,119 S \* 4/2015 Sedic ..... D24/215  
D752,237 S \* 3/2016 Cole ..... D24/200  
D752,298 S \* 3/2016 Stephens ..... D24/200  
2005/0283044 A1\* 12/2005 Chang ..... A61F 5/41  
600/38  
2009/0306468 A1\* 12/2009 Tasker ..... A61H 19/34  
600/41  
2009/0318755 A1\* 12/2009 Adams ..... A61F 5/41  
600/41

\* cited by examiner  
*Primary Examiner* — Sandra Snapp  
(74) *Attorney, Agent, or Firm* — Fenwick & West LLP

(57) **CLAIM**  
The ornamental design for a massage ring, as shown and described.

**DESCRIPTION**  
FIG. 1 is a front, top, right side perspective view of a massage ring showing our new design;  
FIG. 2 is a rear, bottom, and right side perspective view thereof;  
FIG. 3 is a right side view thereof;  
FIG. 4 is a left side view thereof;  
FIG. 5 is a front view thereof;  
FIG. 6 is a rear side view thereof;  
FIG. 7 is a top view thereof; and,  
FIG. 8 is a bottom view thereof.  
The broken lines in the drawings showing portions of the massage ring are included for the purpose of illustrating environmental structure and form no part of the claimed design.

**1 Claim, 8 Drawing Sheets**



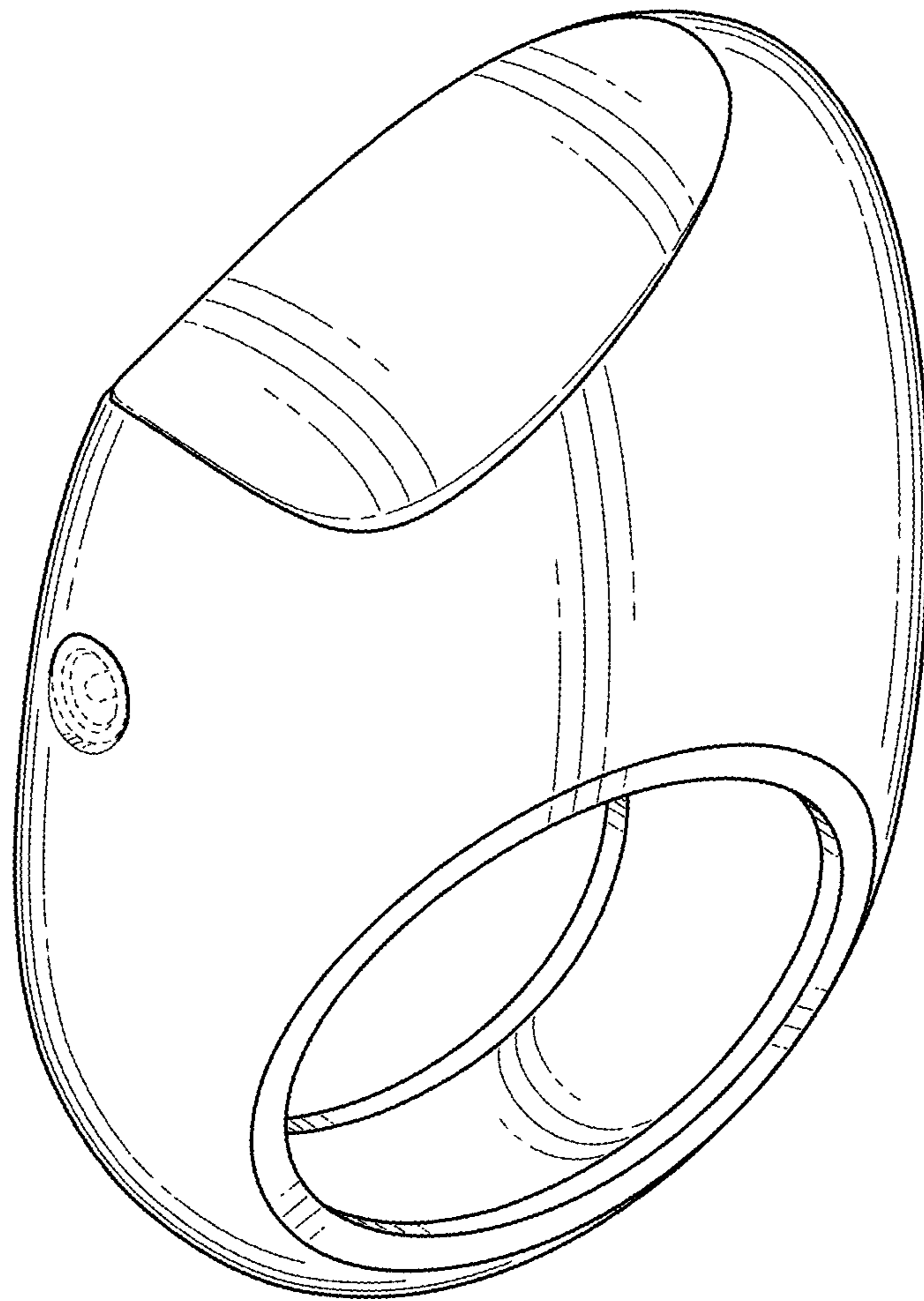


FIG. 1

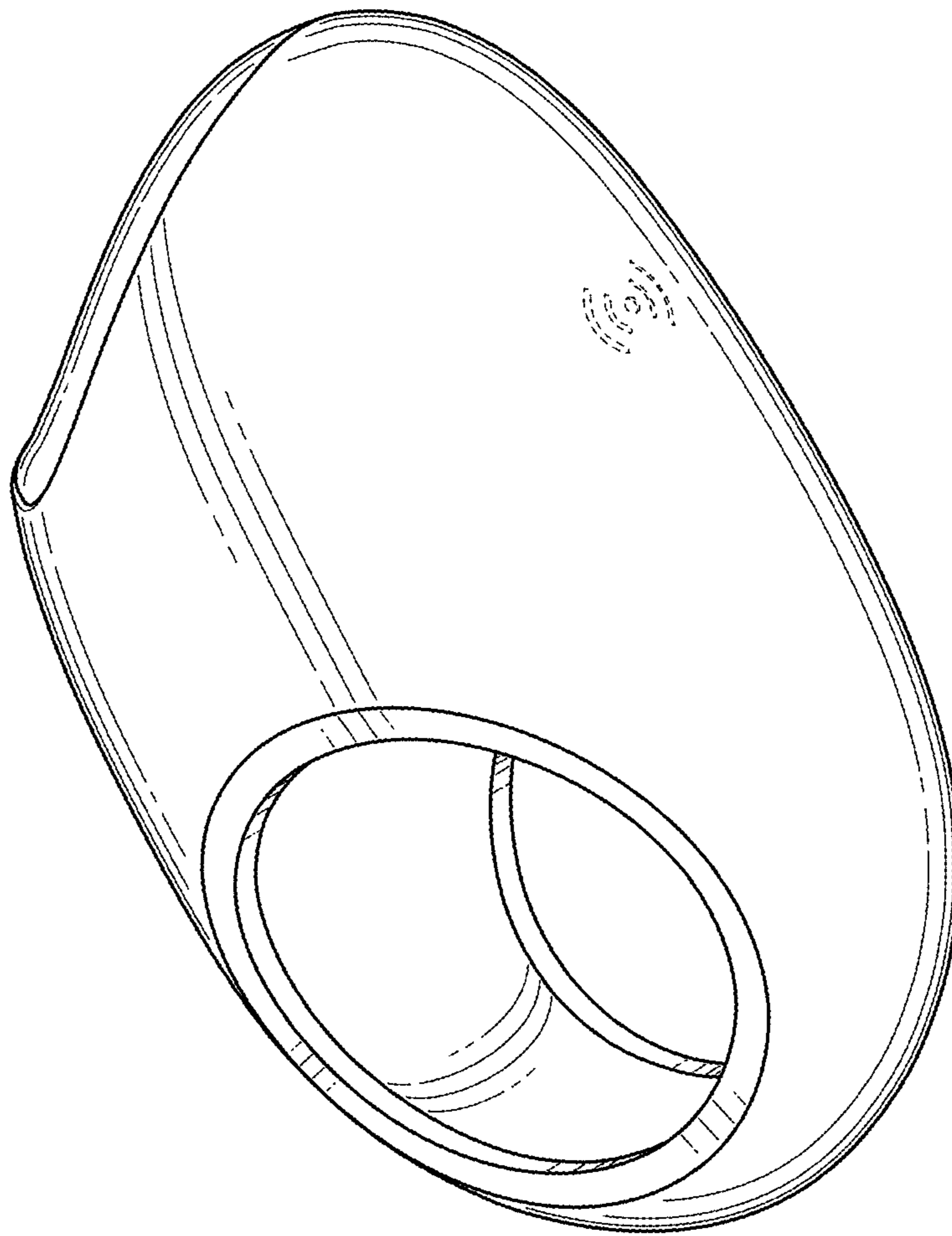


FIG. 2

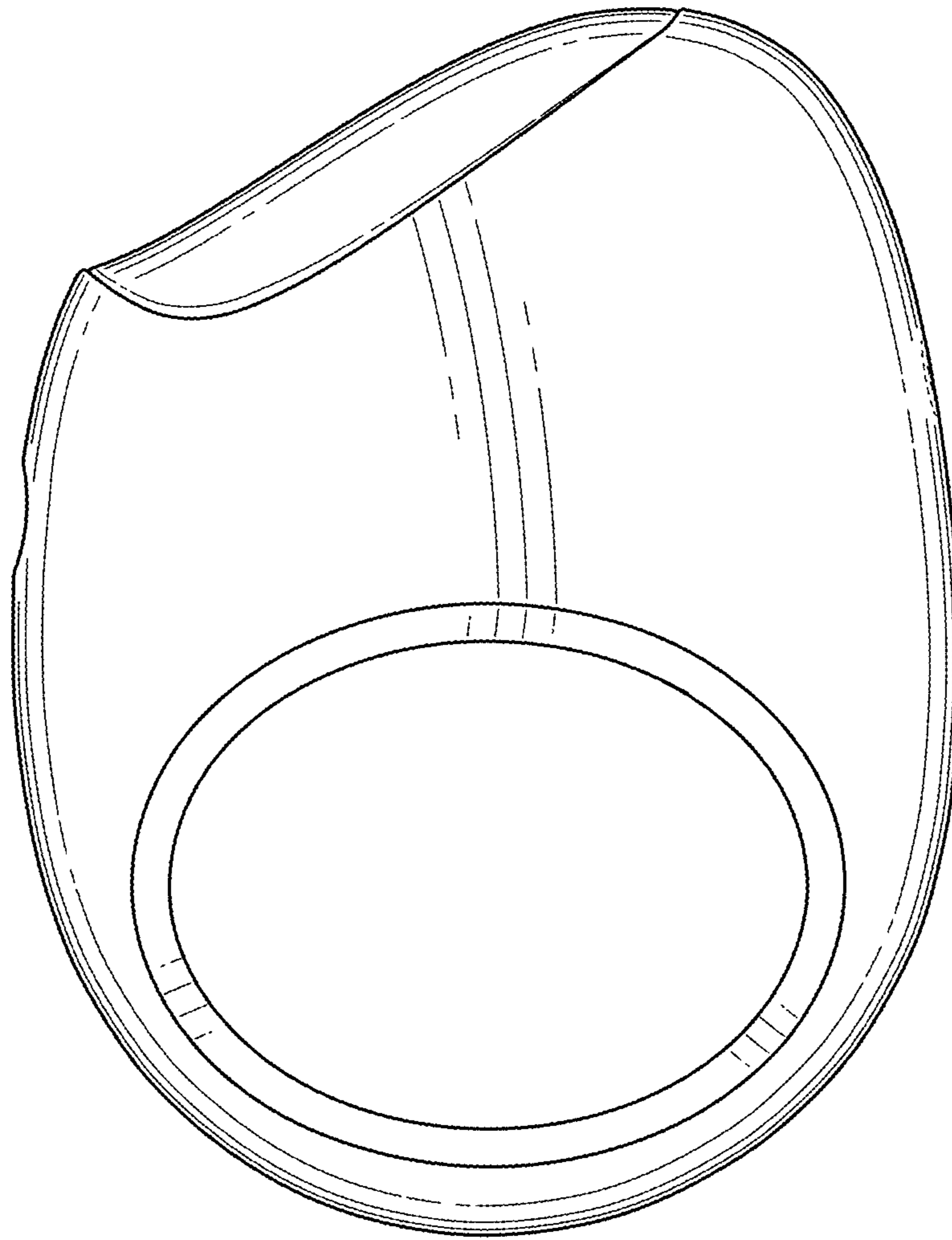


FIG. 3

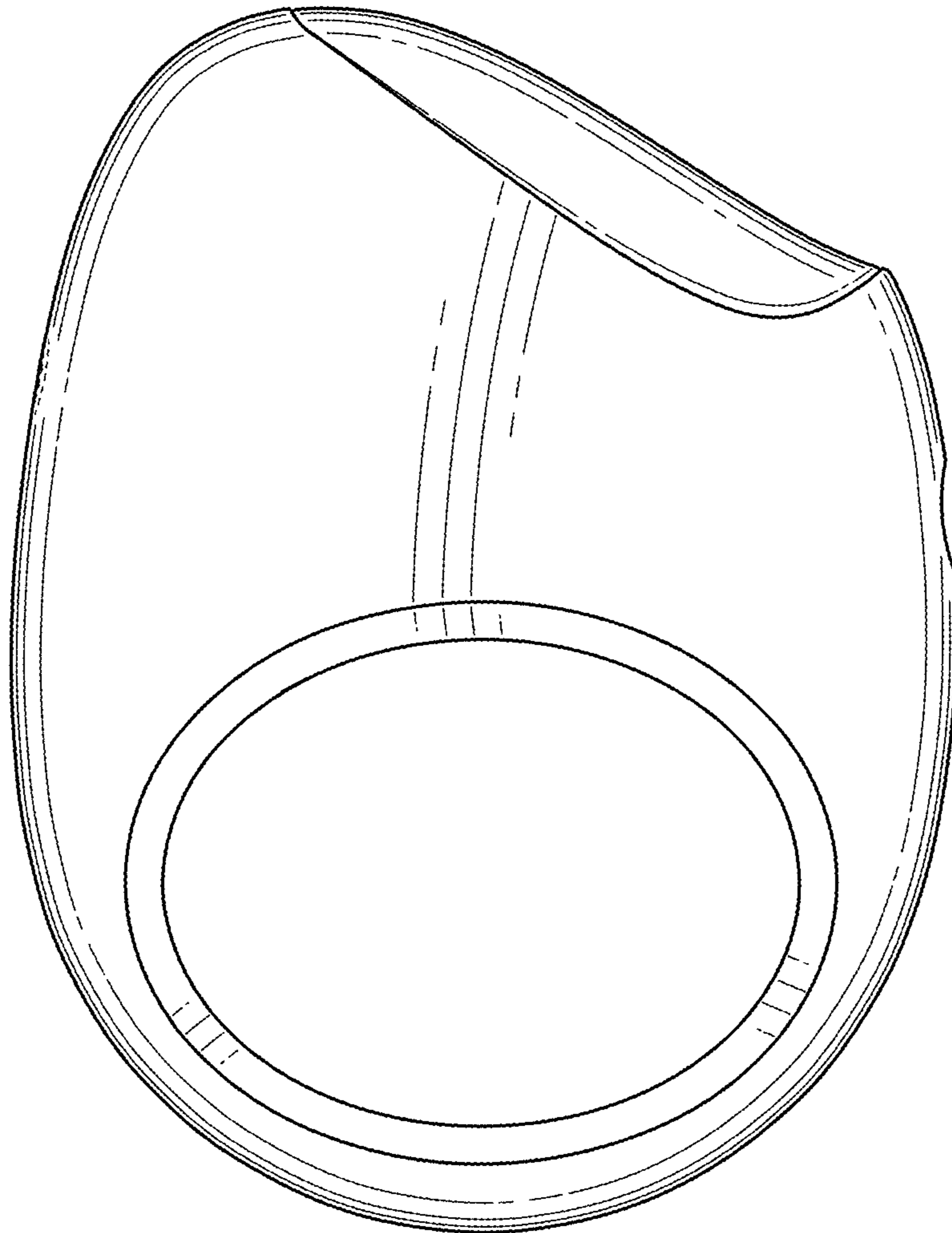


FIG. 4

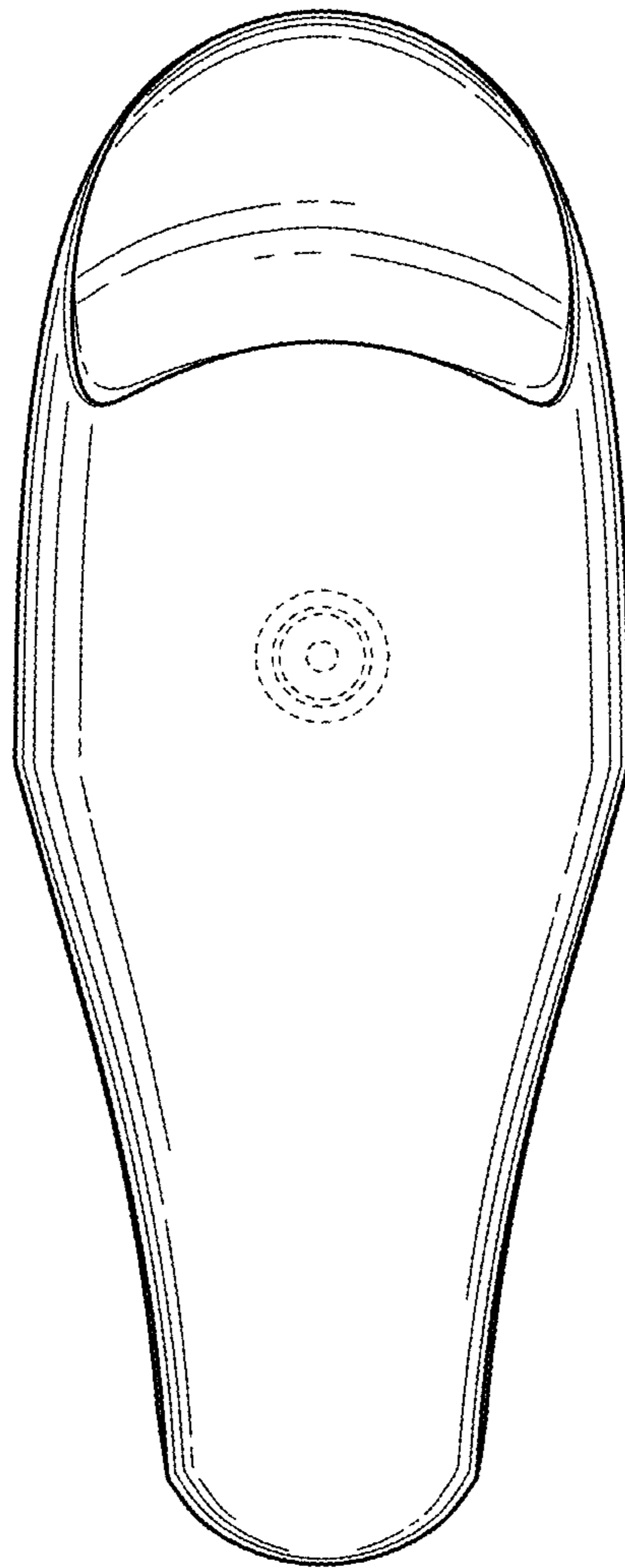


FIG. 5

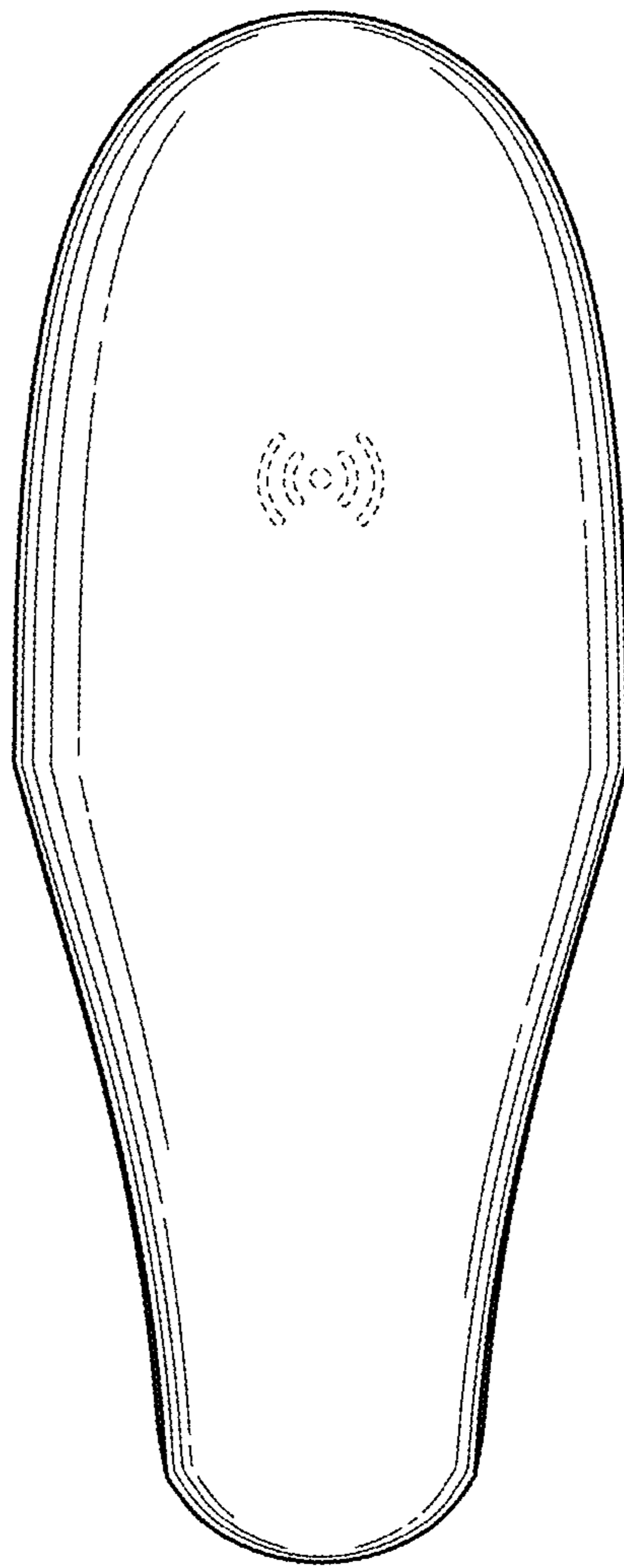


FIG. 6

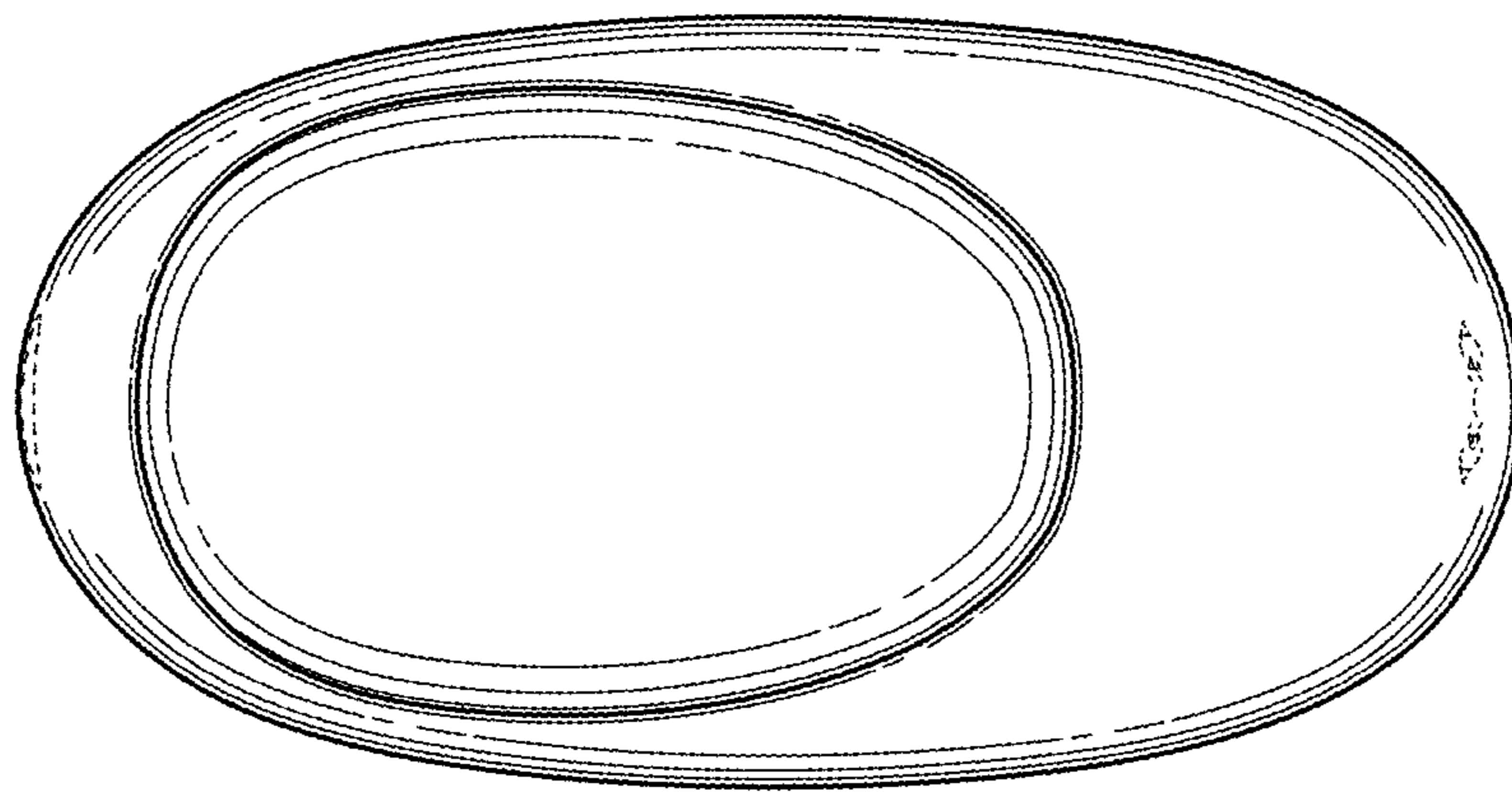


FIG. 7



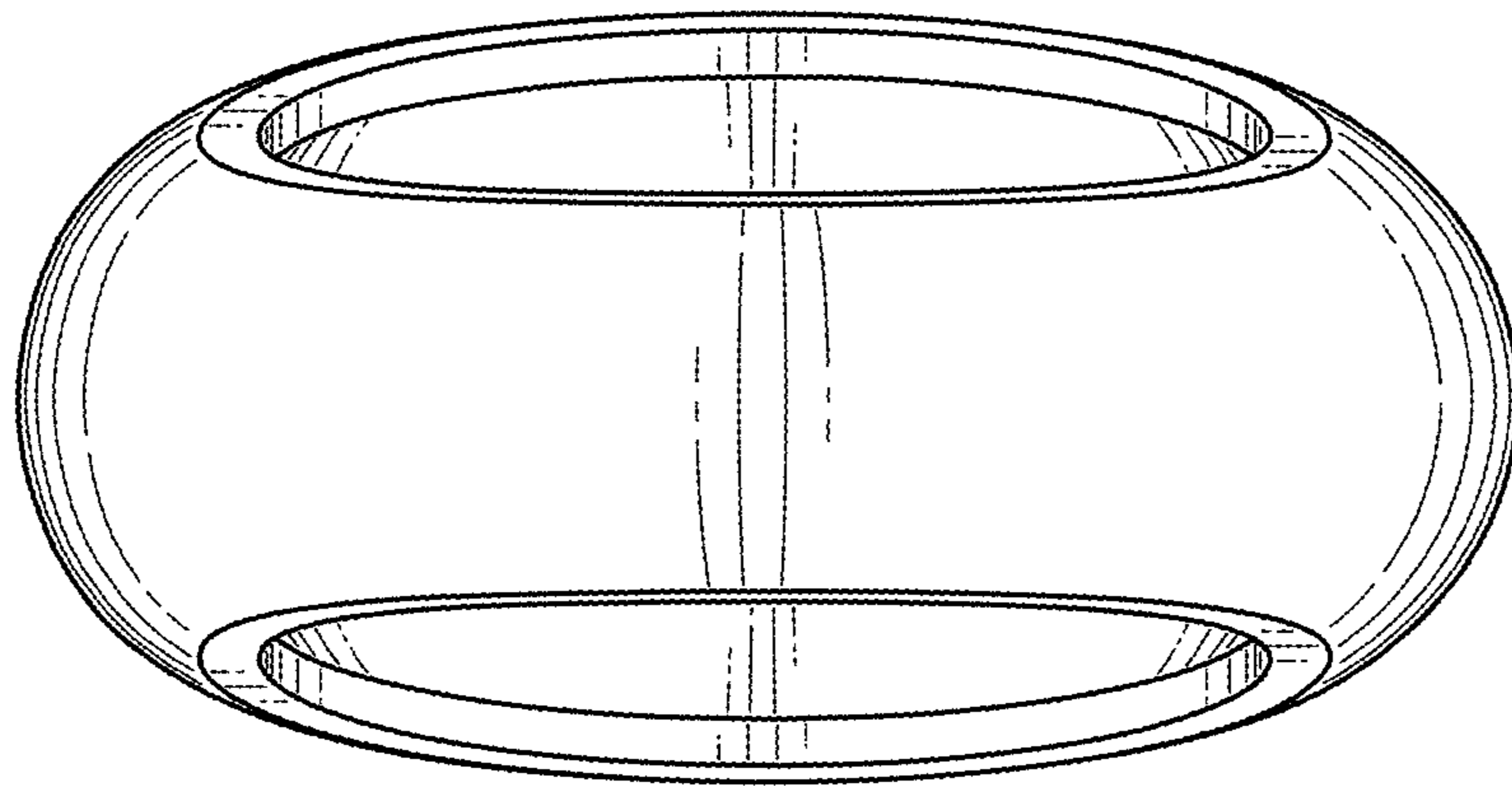


FIG. 8