



US00D773062S

(12) **United States Design Patent**
Wiley

(10) **Patent No.:** **US D773,062 S**

(45) **Date of Patent:** **** Nov. 29, 2016**

- (54) **FOOTBALL-SHAPED SPA TUB**
- (71) Applicant: **Premium Sales Network, LLC**, St. Petersburg, FL (US)
- (72) Inventor: **Brian K. Wiley**, St. Petersburg, FL (US)
- (73) Assignee: **Premium Sales Network, LLC**, St. Petersburg, FL (US)

- D32,713 S 5/1900 Bowman
- D265,345 S 7/1982 Doman
- D305,063 S 12/1989 Jacuzzi et al.
- D318,521 S * 7/1991 Zarinfar D23/280.1
- D321,042 S * 10/1991 Levien D23/280.1
- D333,699 S 3/1993 Jacuzzi et al.
- D354,115 S 1/1995 McKeone
- D355,963 S 2/1995 Formgren et al.
- D375,152 S * 10/1996 Jacuzzi D23/277
- D381,069 S * 7/1997 Sadler D23/280.1

(Continued)

(**) Term: **14 Years**

(21) Appl. No.: **29/515,690**

(22) Filed: **Jan. 26, 2015**

Related U.S. Application Data

(63) Continuation-in-part of application No. 29/496,383, filed on Jul. 11, 214, now abandoned.

(51) **LOC (10) Cl.** **23-02**

(52) **U.S. Cl.**
USPC **D24/204**

(58) **Field of Classification Search**
USPC D24/201, 204, 205; D23/276-278, D23/280.1-280.3; D25/2; 4/488, 4/541.1-541.6, 546-547, 578.1, 579, 4/589, 904; 601/154-158; D7/586, 354, D7/506

CPC .. A61H 33/00; A61H 33/0087; A61H 33/02; A61H 33/60; A61H 33/6063; A61H 33/021; A61H 33/022; A61H 33/027; A61H 33/0091; A47K 3/02; A47K 3/122; A47K 3/06; E04H 2004/0068; E04H 4/0037

See application file for complete search history.

(56) **References Cited**

U.S. PATENT DOCUMENTS

- D25,896 S 8/1896 Arrott
- D27,725 S 10/1897 Buick

OTHER PUBLICATIONS

Football Cookie Cutter, posted at Karen's Cookies [online], posted on Aug. 14, 2007 [site visited Mar. 10, 2016]. Available from the Internet, <URL: http://www.karenscookies.net/Football-Cookie-Cutter_p_844.html>.*

Primary Examiner — Catheri Oliver-Garcia

Assistant Examiner — Rebekah A Caruso

(74) *Attorney, Agent, or Firm* — Nilay J. Choksi; Smith & Hopen, P.A.

(57) **CLAIM**

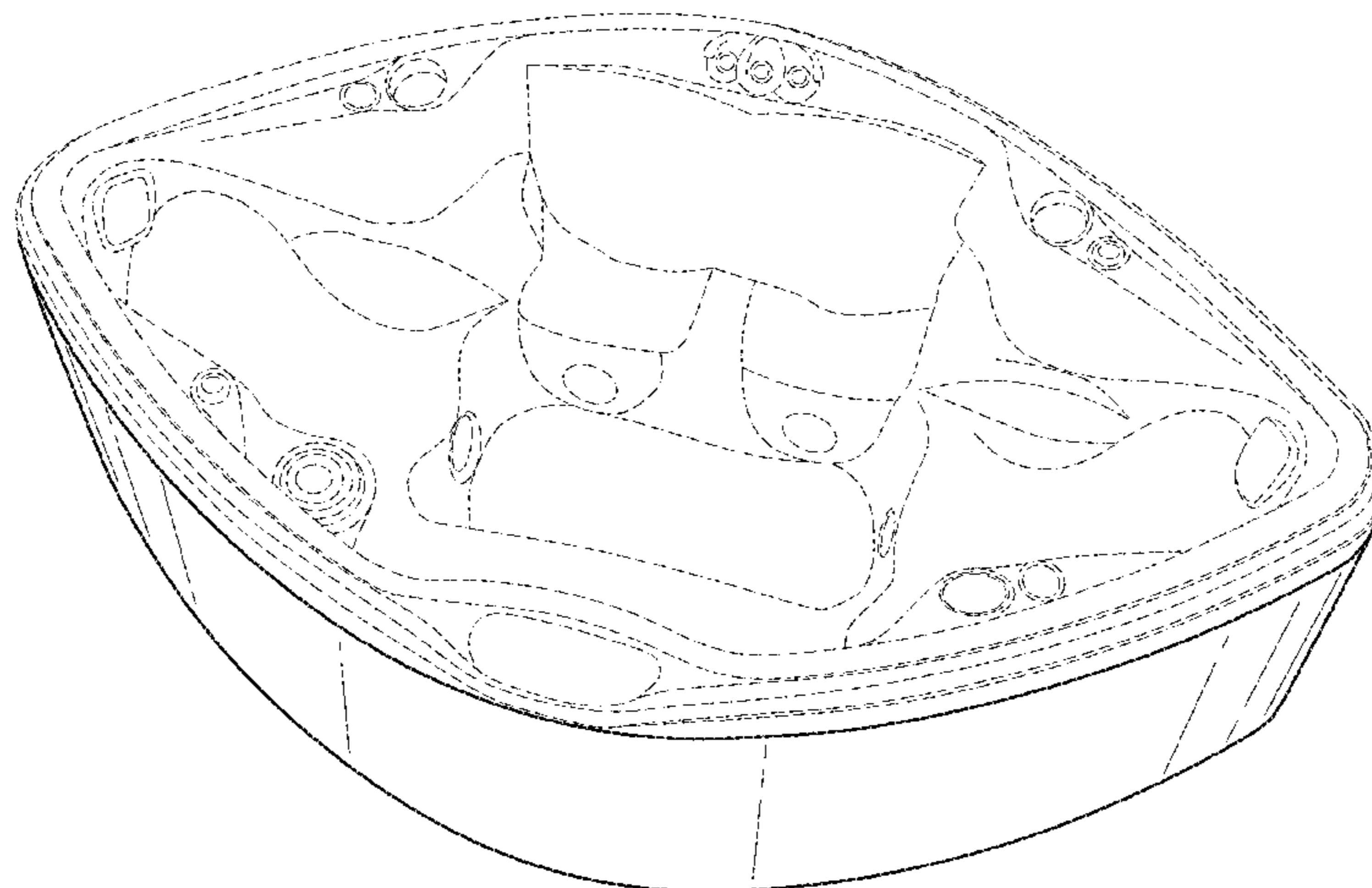
The ornamental design for a football-shaped spa tub, as substantially shown and described.

DESCRIPTION

FIG. 1 is a perspective view of a football-shaped spa tub; FIG. 2 is a top plan view of the football-shaped spa tub; FIG. 3 is a front elevation view of the football-shaped spa tub; FIG. 4 is a rear elevation view of the football-shaped spa tub; FIG. 5 is a left side elevation view of the football-shaped spa tub; and, FIG. 6 is a right side elevation view of the football-shaped spa tub.

The matter delineated in broken lines illustrates portions of the football-shaped spa tub that form no part of the claimed ornamental design.

1 Claim, 4 Drawing Sheets



(56)

References Cited

U.S. PATENT DOCUMENTS

D387,870 S * 12/1997 Larsen D23/277
D397,772 S 9/1998 McKeone
D407,468 S 3/1999 McKeone
D421,103 S * 2/2000 Kergoet D23/280.1
D434,838 S * 12/2000 Hennessy D23/280.4

D473,634 S * 4/2003 Foster D23/277
D522,144 S * 5/2006 Loyd D24/204
D522,661 S * 6/2006 Loyd D24/204
D540,112 S * 4/2007 Nichols D7/354
D618,815 S 6/2010 Dang
D676,138 S * 2/2013 Kingsley D24/204
2014/0065277 A1 * 3/2014 Micara-Sartori A22C 7/0076
426/513

* cited by examiner

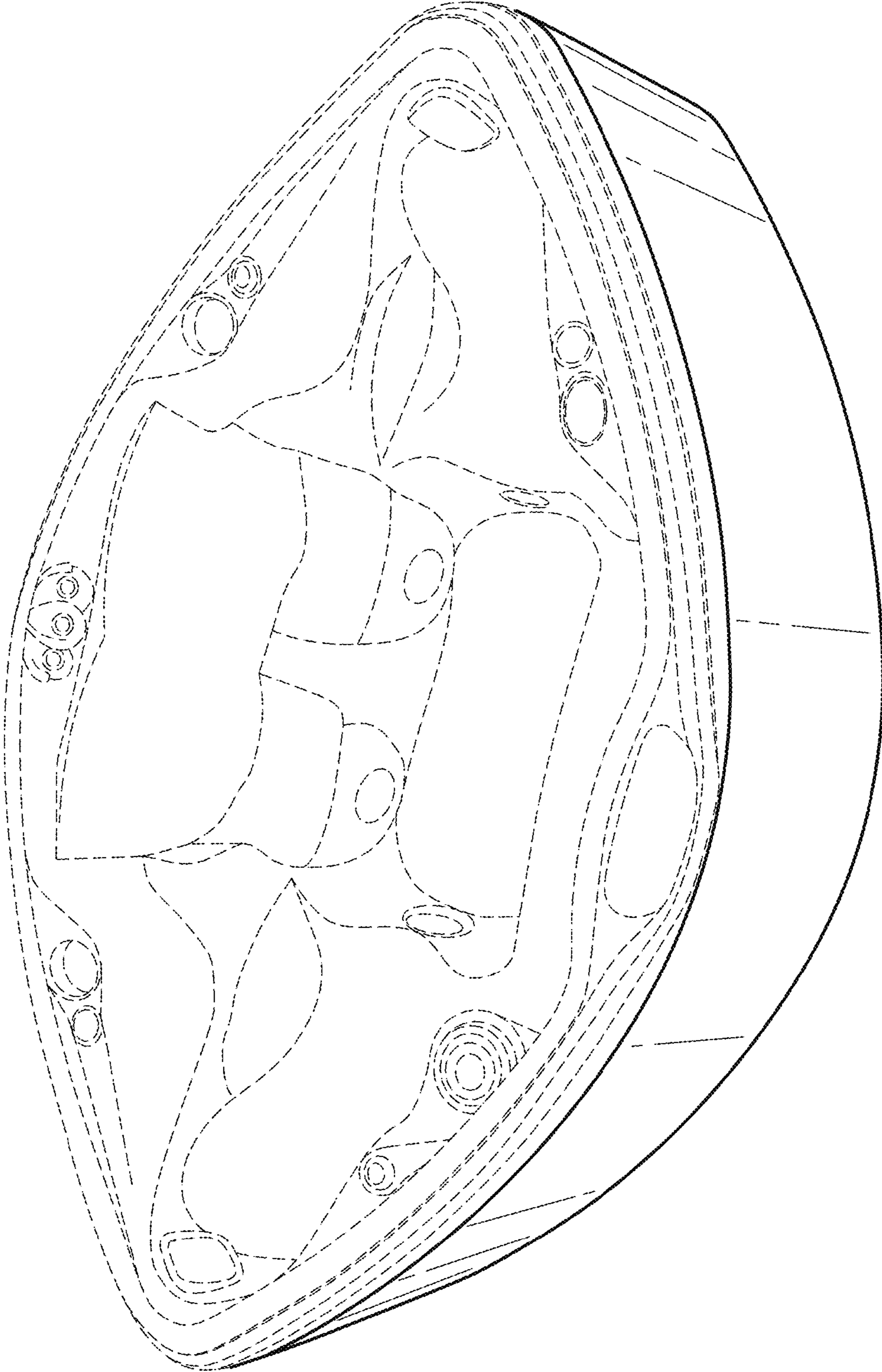


FIG. 1

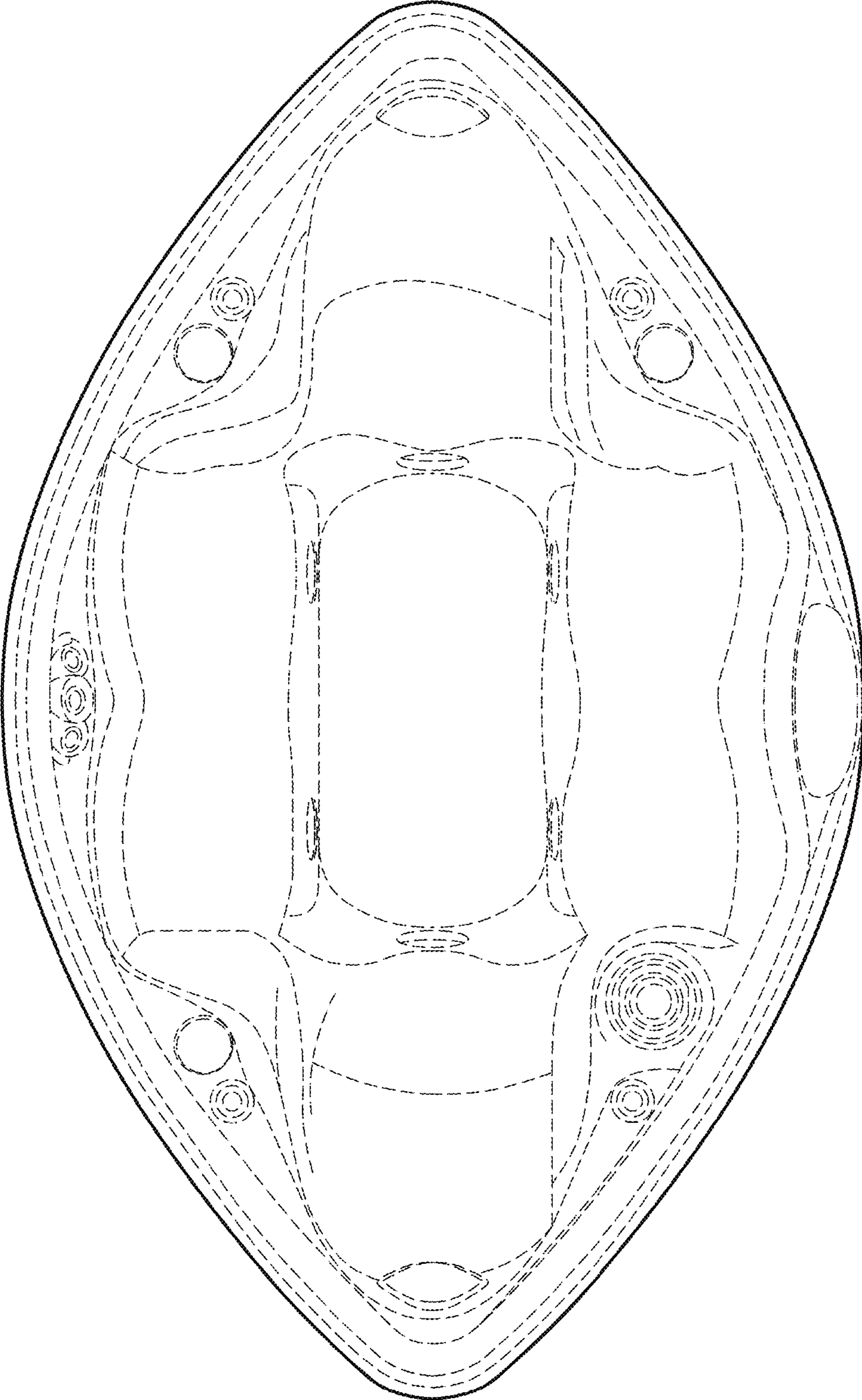


FIG. 2

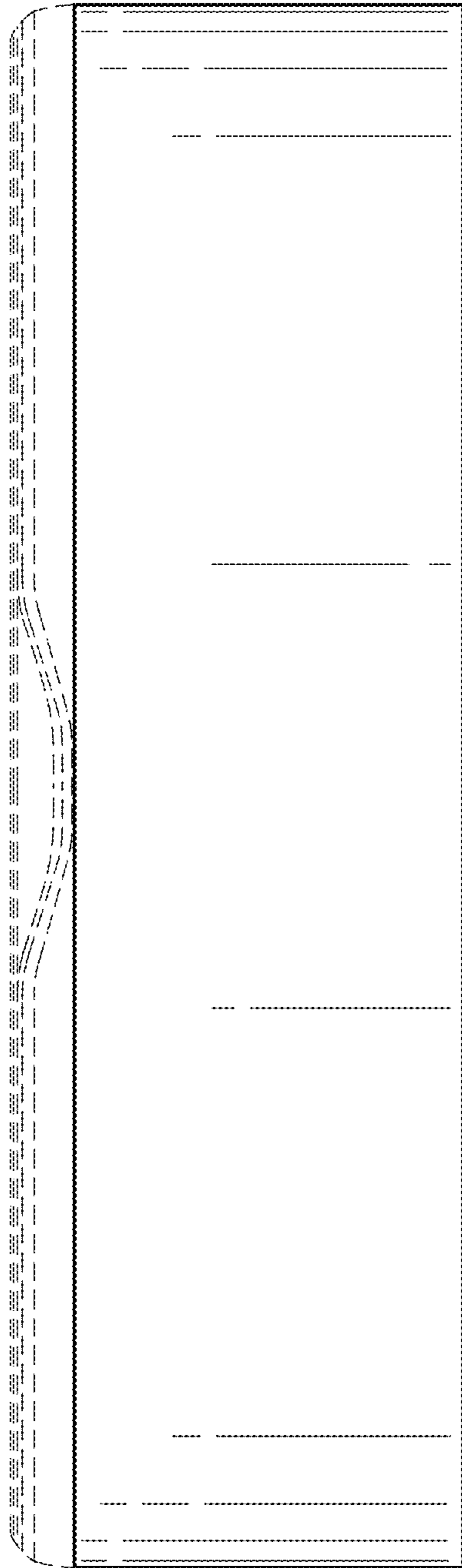


FIG. 3

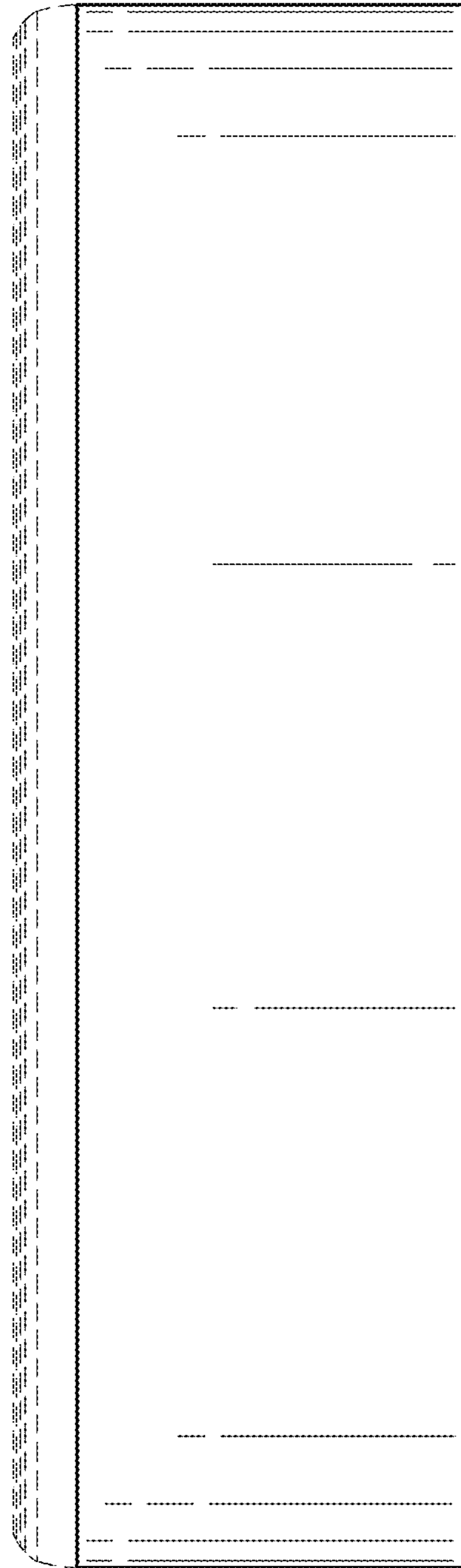


FIG. 4

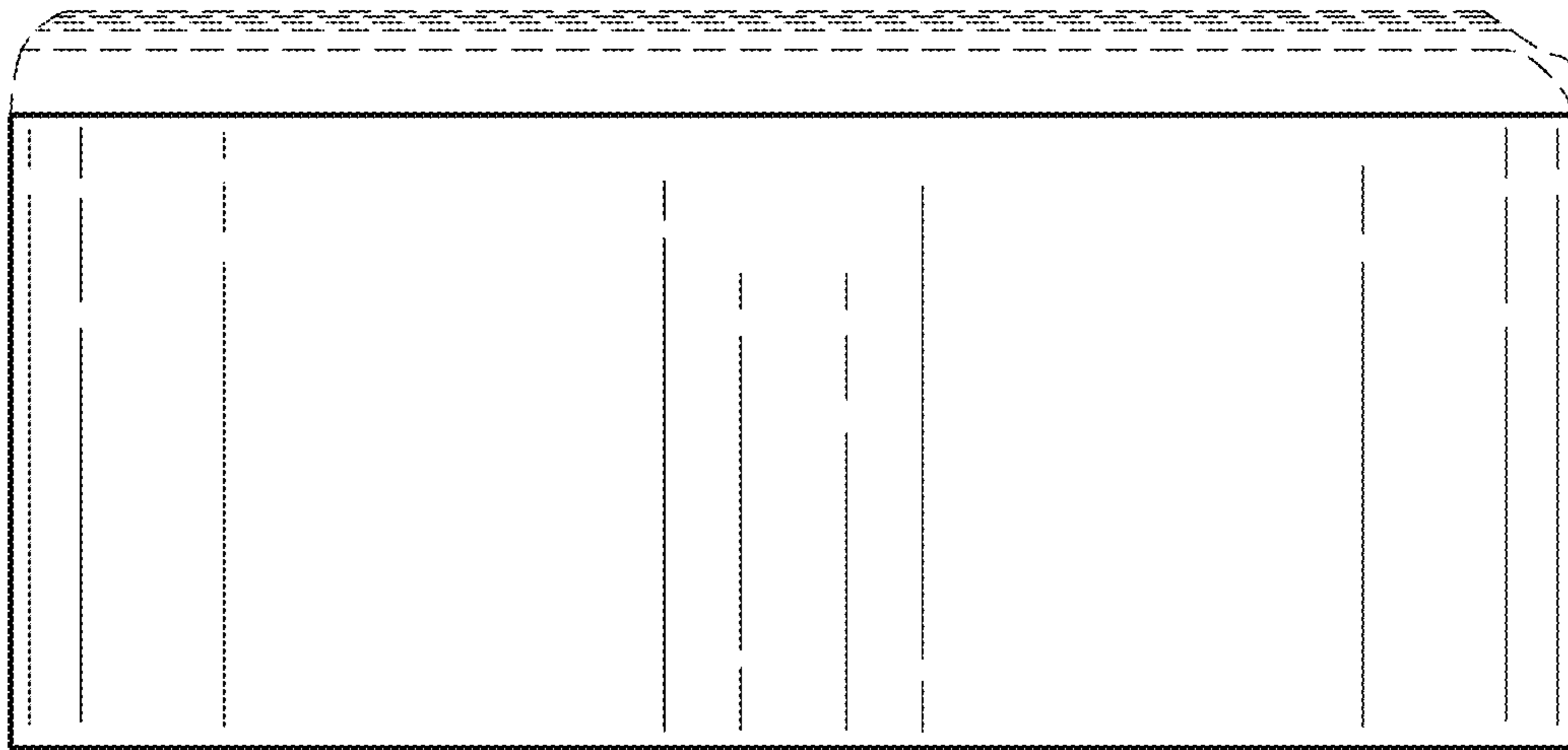


FIG. 5

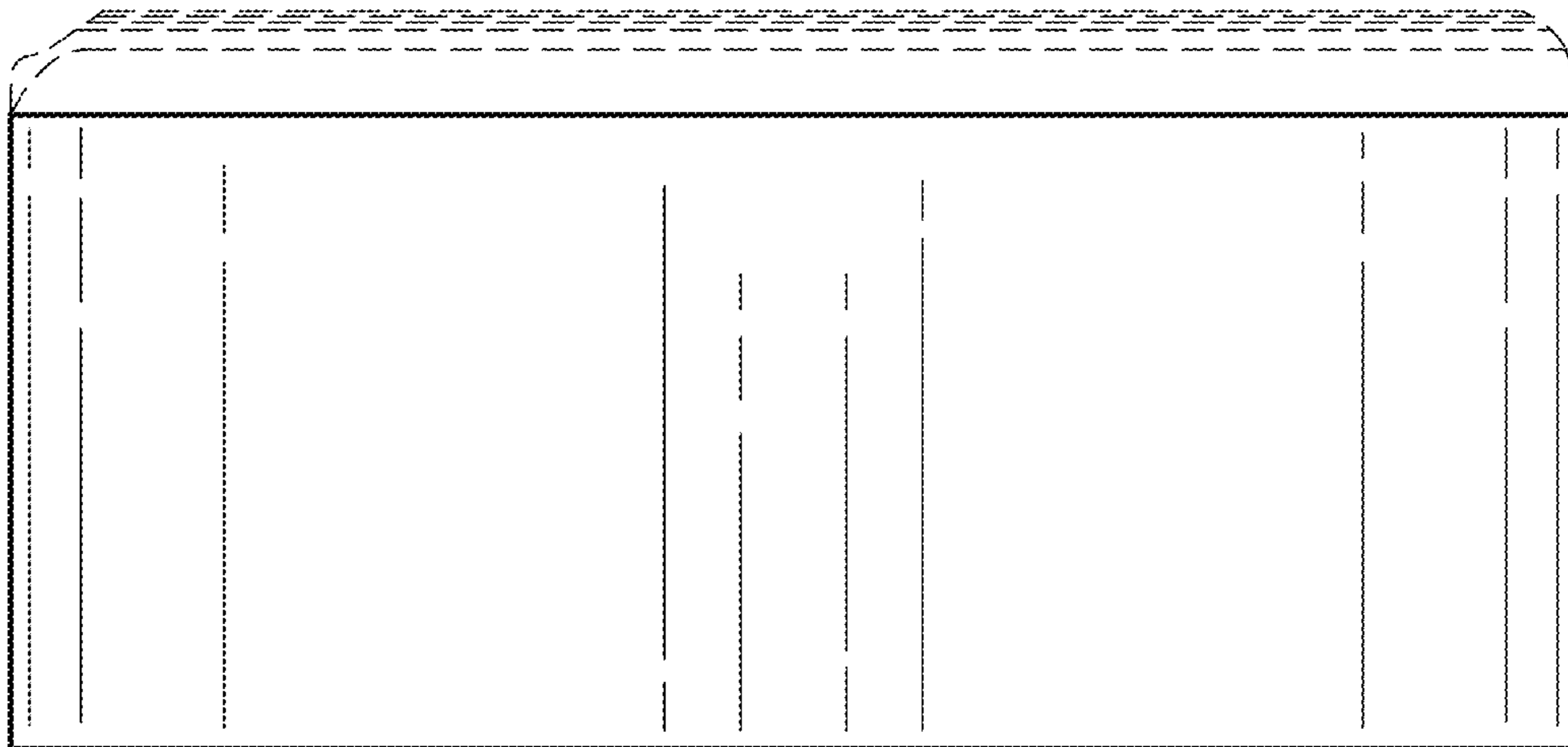


FIG. 6